

A

S

Name :

Class:

Notices	Not Perfect	Perfect	The skill	The skill number	The period
			Identify main colors (red, blue, green, black, white, yellow. brown)	١٥	١
			Identify and talk about classroom objects which are assigned in the book.	١٦	١

n

Color:

P

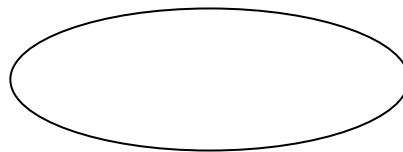
a

k

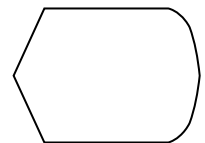
e

r

Yellow



red



black

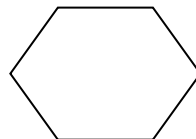

(

,

,

)

Green



blue

Match:

Book



Pencil



Bag



Name :

Class:

Notices	Not Perfect	Perfect	وصف المهارة The skill	The skill number	The period
			Identify main colors (red, blue, green, black, white, yellow. brown)	١٥	١
			Identify and talk about classroom objects which are assigned in the book.	١٦	١

Color:

1. BLUE 2. ORANGE 3. RED
4. GREEN 5. BLACK

Match:**Book****Pencil****Bag**

Name:



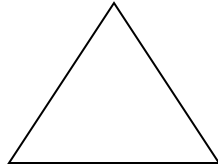

١ - COLOR THE SHAPE:

Red

Blue

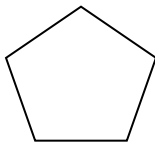
green

yellow



Black

white



٢ - COMPLETE THE LETTERS :

A _ _ _ D _ E

F _ _ H _ _ J

.....
.....
.....



123's



Trace the numbers.

0 0 0 0

1 1 1 1

2 2 2 2

3 3 3 3

4 4 4 4

5 5 5 5

6 6 6 6

7 7 7 7

8 8 8 8

9 9 9 9

10 10 10 10

Name :

Class :

Date : / / ١٤٣

Unit : 1

Lessons : 1 & 2

My Friends

A - Match :



Hello ,
I am a BOY
My name is Ali



Hello ,
I am a GIRL
My name is
Assma .

Name :

Class :

Date : / / ١٤٣

B – Match :

• Hello

I am fine thank you

• How are you ?

My name is Nourah

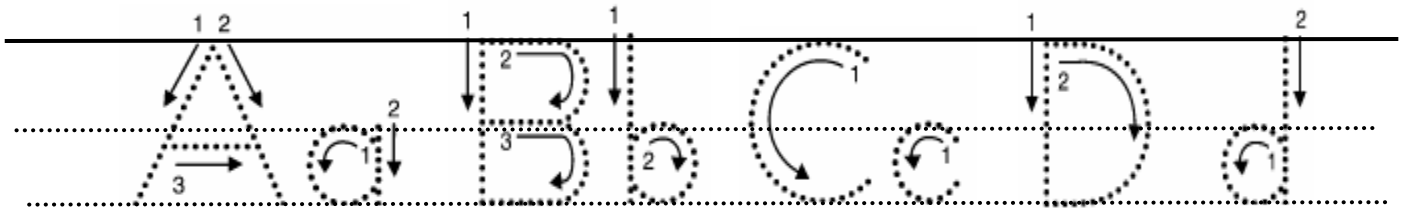
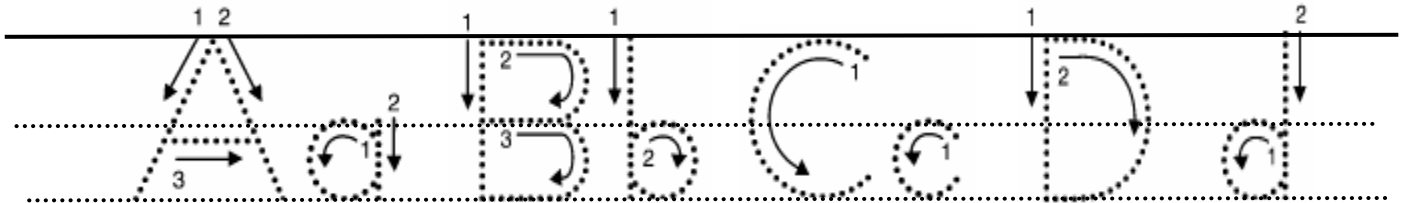
• What is your name ?

Goodbye to you

• Goodbye

Hello

Trace :





Hello!

My name is Fatimah .

Hello!

My name is Ahmad .



A - Answer :

- What is your name ?

.....

- Is Ahmad a girl?


.....

- Is Fatimah a girl ?


.....

B - Colour :


red



blue



yellow



Name:
.....

English Worksheet

Classroom:
.....

Introduction

Activity:
.....



Match

- ١) Take out your books.
- ٢) Take out your pencils.
- ٣) Put your bags away.



Wi_dow



P_ncil



Wel_ome

Complete

Name:

.....

English Worksheet

Classroom:

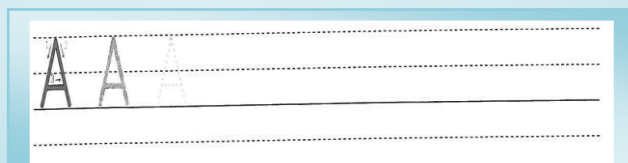
.....

Unit \: My
Friends
Lesson: \


Activity:

.....

Trace and write



Trace and copy



Name:

.....

English Worksheet

Classroom:

.....

Unit 1: My
Friends
Lesson: 1

Activity:

.....

Complete the
dialogue

.....



Hello!

Trace and copy

C C C

D D D



Name:
.....

English Worksheet

Classroom:
.....

Unit ۱: My
Friends
Lesson: ۳


Activity:
.....

Match

۱) Red

۲) Blue

۳) Yellow



Trace and copy

E E

Name:

.....

English Worksheet

Classroom:

.....

Unit 1: My

Friends

Lesson: 4

Activity:

.....

Make your name card

My name's



Complete the missing alphabet

A, _, C, _, E, _, G

Name:
.....

English Worksheet

Classroom:
.....

Unit 1: My Body

Lesson: 1

Activity:
.....

Complete the missing
letters



H_nd



E_e

Trace and copy

Handwriting practice for the letter 'H' on a three-line grid. The letter 'H' is shown twice, first in a large font and then in a smaller font, both with dashed outlines for tracing. The first 'H' has numbers 1 and 2 indicating stroke order: 1 for the vertical line down and 2 for the horizontal line across.

Handwriting practice for the letter 'J' on a three-line grid. The letter 'J' is shown twice, first in a large font and then in a smaller font, both with dashed outlines for tracing. The first 'J' has a number 1 indicating stroke order: 1 for the curved line down and across.

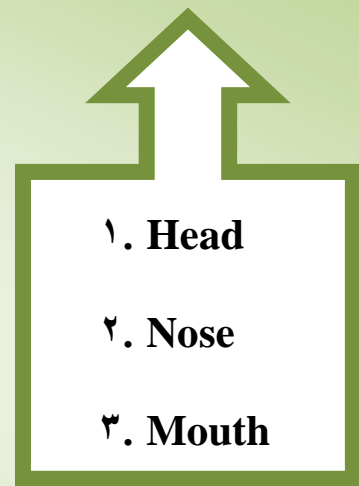
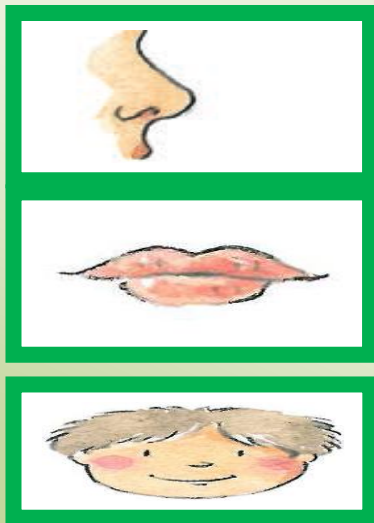
Name:
.....

English Worksheet

Classroom:
.....

Unit ۲: My Body
Lesson: ۲

Activity:
.....



Write two plural body parts

Ex: *Eyes*

۱.

۲.

Name:
.....

English Worksheet

Classroom:
.....

Unit 1: My Body
Lesson: 1

Activity:
.....

Match

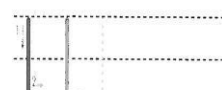
1) Make a line.

2) Sit down.

3) Make a circle.



Trace and copy



Name:
.....

English Worksheet

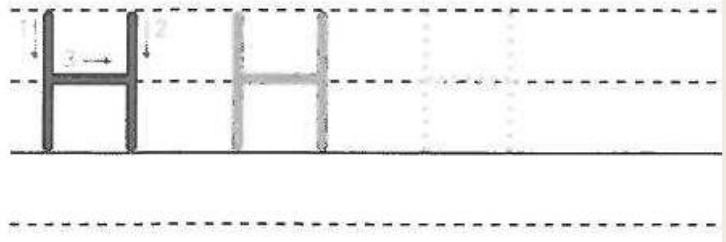
Classroom:
.....

Unit १: My Body

Lesson: ३

Activity:
.....

Trace and copy



Write two tall, short and tail letters

**Tall
letters:**

१) _____
२) _____

**Short
letters:**

१) _____
२) _____

**Tail
letters:**

१) _____
२) _____

Name:

English Worksheet

Classroom:



Unit 3: My Family
Lesson: 1

ABCDE
FGHIJK
LMNOP
QRSTU
VWXYZ



Activity:

Trace and copy



Trace and copy

This is my brother, Jack.



Nice to meet you.

Nice to meet you, too.

Name:

.....

English Worksheet

Classroom:


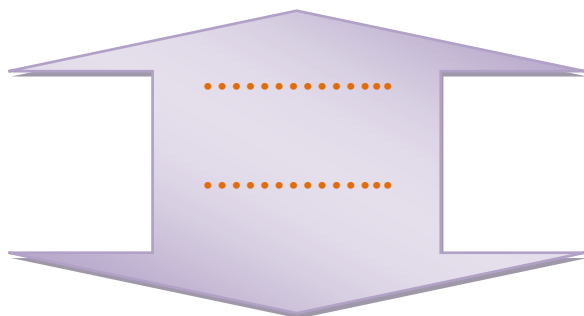
.....

Unit १: My
Family
Lesson: १

Activity:

.....

Write the numbers of letters



Complete the missing letters



G_andpa



M_m



D_d

Name:

.....

English Worksheet

Classroom:

.....

Unit ૩: My
Family
Lesson: ૩

Activity:

.....

Write the first letter.



_ randma

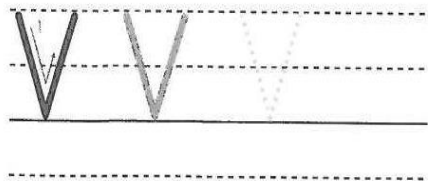
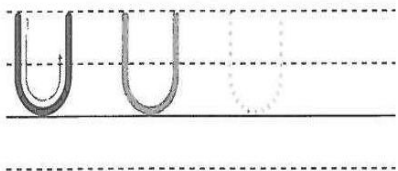


_ rother



_ ister

Trace and copy



Name:
.....

English Worksheet

Classroom:
.....

Unit ૪: My
Family
Lesson: ૪

Activity:
.....

Write the words



Complete the
missing letters

_pple

_gg

Name:
.....

English Worksheet

Classroom:
.....

Unit 4: How Old
Are You?
Lesson: 1

Activity:
.....

Complete the dialogue

A: Hello!

B:

A: old are you?

B: I'm ١٢ years

Write the numbers

٩

.....

١٢

.....

Name:
.....

English Worksheet

Classroom:
.....

Unit ٤: How Old
Are You?
Lesson: ٢

Activity:
.....

Match

١. Three

٢. Eight

٣. Six

٦
٣
٨

Count and write
the number



.....



.....

Name:

.....

English Worksheet

Classroom:

.....

Unit 4: How Old
Are You?
Lesson: 3

Activity:


.....

Match

1) Square

2) Circle


3) Triangle



Complete the missing letters



_tar



_ectangle

Name:
.....

English Worksheet

Classroom:
.....

Unit 4: How Old
Are You?
Lesson: 4

Activity:
.....

Complete the missing letters



G_at



F_sh

What is this?



This is an



This is a



This is a

Name:
.....

English Worksheet

Classroom:
.....

Unit ๑: What's This?
What's That?
Lesson: ๑

Activity:
.....

Complete with a/ an



That's ----- book.



This is ----- apple.

Trace and copy



What's this?

It's a triangle.

Name:
.....

English Worksheet

Classroom:
.....

Unit 9: What's This?
What's That?
Lesson: 1

Activity:
.....

Match

Nine	٨
Eight	٩
Ten	١٠

Complete the dialogue

How old is Nura?



.....

Name:
.....

English Worksheet

Classroom:
.....

Unit ๑: What's This?
What's That?
Lesson: ๓

Activity:
.....

Match

red

blue

yellow



Complete the missing letter



Blac_

_urple

Pi_k

Name:

.....

English Worksheet

Classroom:

.....

Unit 2: What's This?

What's That?

Lesson: 4

Activity:

.....

Complete the missing letter



_ear



_ow



_oat

Trace and write

c c

d d

Name _____

Body Worksheets

Body Picture Matching

Draw a line from each body part on the left side of the page to the matching body part picture on the right.



Name _____



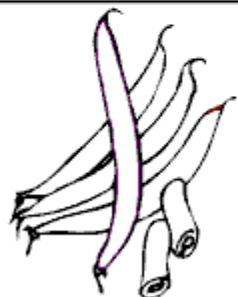
orange pumpkin

orange orange



purple lollipop

purple purple



green beans

green green

Name _____

Family Members Worksheet

Trace the letters in each row to write the names of family members.
Then draw a line to match each family member name to its picture.



•

grandma

•

father

•

brother

•

grandpa

•

sister

•

mother

Name _____

Family Worksheets

Family Member Missing Letters Worksheet

Look at each family member picture and fill in the missing letters to spell the name of each family member correctly.



m _ther



g _andp _



fa _her



_ran _ma



_ist _r




br _the _

Name _____

Family Tree Worksheet

Look at the family tree below. Pretend you are the girl that is highlighted as "me". Answer the questions below about your pretend family.



What is my brother's name? _____

Who is my father? _____

What is my grandmother's name? _____

What are my cousin's names? _____ and _____

Who is my aunt? _____

What is my mother's name? _____

Name _____

Family Worksheets
Family Word Scramble Matching

Look at each family related picture and unscramble the letters and write the name of the family member on the line provided.



risset



heftar



napgrad



hortreb



ethrom



dangram

Name _____

Family Worksheets

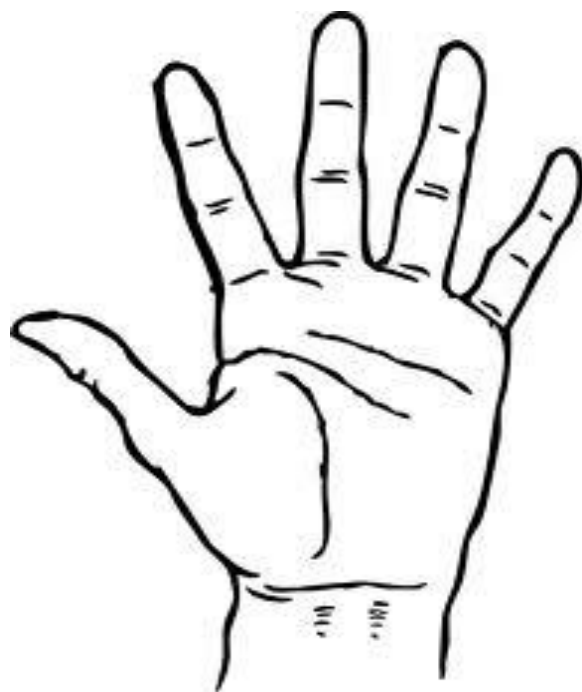
Family Picture Matching

Draw a line from each family picture on the left side of the page to the matching family picture on the right.






eyes



hand



head



toes



nose



ears



knees

amal_11977@hotmail.com

الياهو

at_rees1977@yahoo.com

ويمكن الاتصال عن طريق الجوال

٠٥٠١٧٢٥٨٠١

amal_11977@hotmail.com

at_rees1977@yahoo.com

٠٥٠١٧٢٥٨٠

هذه عينات من الأعمال

يوجد لدي كل ما تحتاجه من

- عروض بوربوينت صوت وصورة
- تحاضير (عادية – بنظام عرض المسرد وتخطيط الوحدة)
- أوراق عمل متنوعة
- أوراق قياس مهارات
- دروس نموذجية بالطلب وحسب موصفاتك الخاصة
- يمكن تجهيز ما تريد ان اطلب ونحن نوفر لك ما تحتاج بالطريقة الافضل
- عروض بالطلب
- اختبارات للمناهج المطورة
- للتواصل يمكنك التواصل على الايميل
- الهوت ميل

الياهو

ويمكن الاتصال عن طريق الجوال



mouth




raise your hands



make a circle



close your eyes

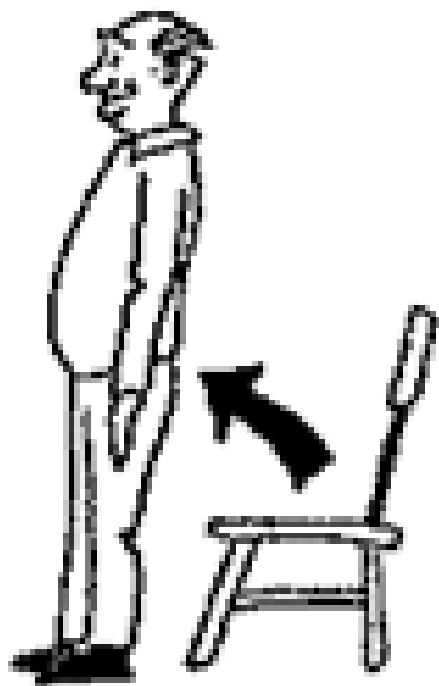


42-22342752 (JF) © www.shutterstock.com

make a line



sitdown



standup




©yayayoyo * illustrationsOf.com/223951

open your eyes

Name.....


- Complete



- Put in order:



- Color



- Match

A

i

I

a

C

f

F

c

- Trace:

red

red

red

red

red


green

green

green

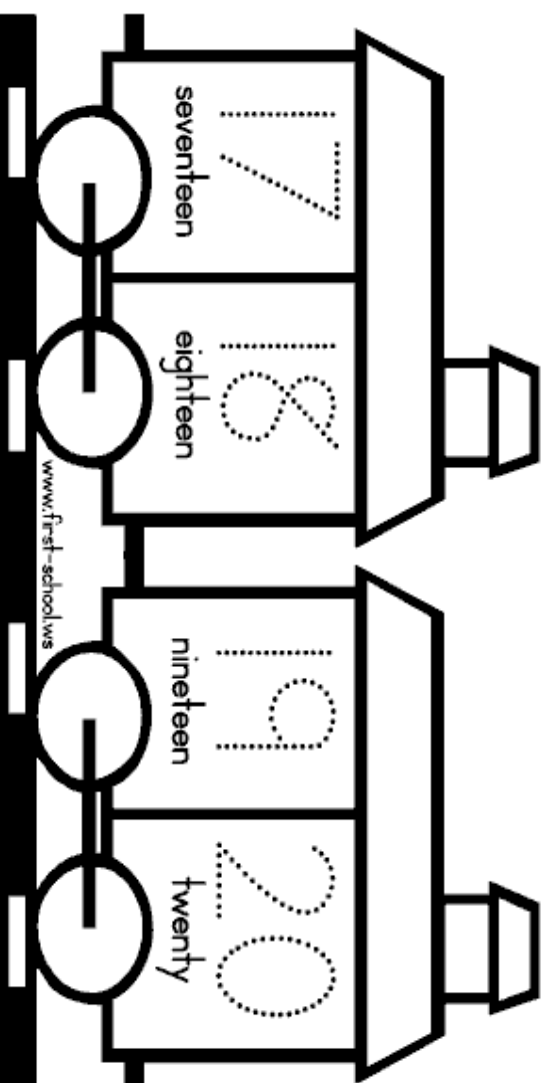
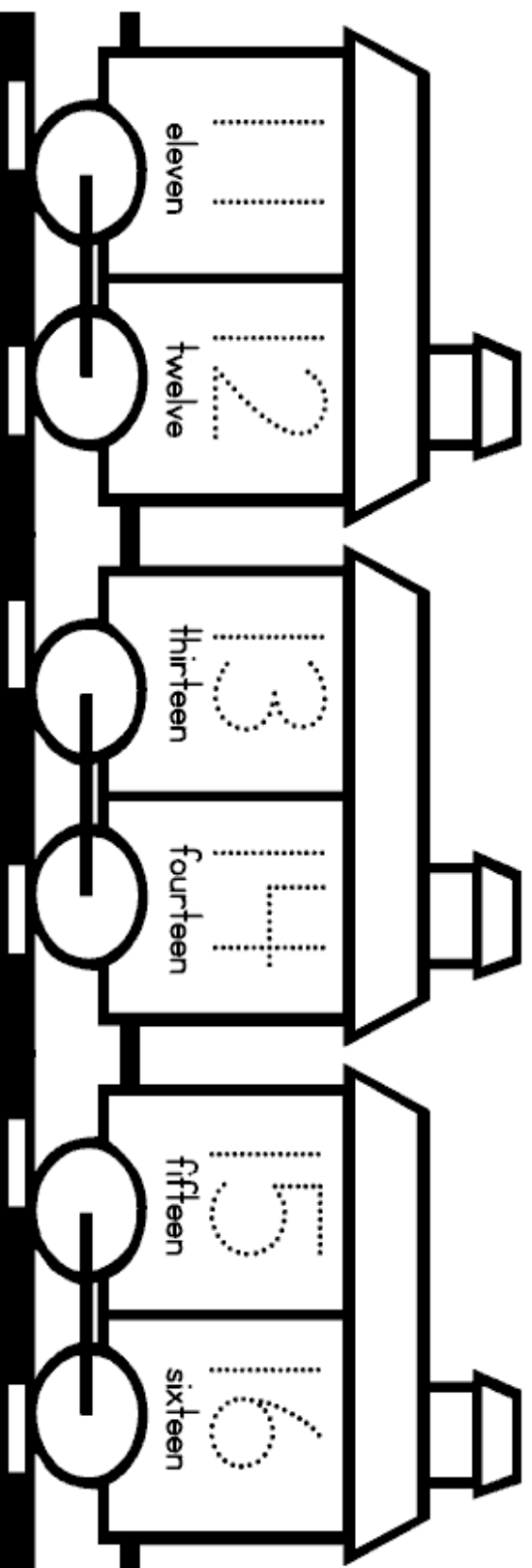
green

green

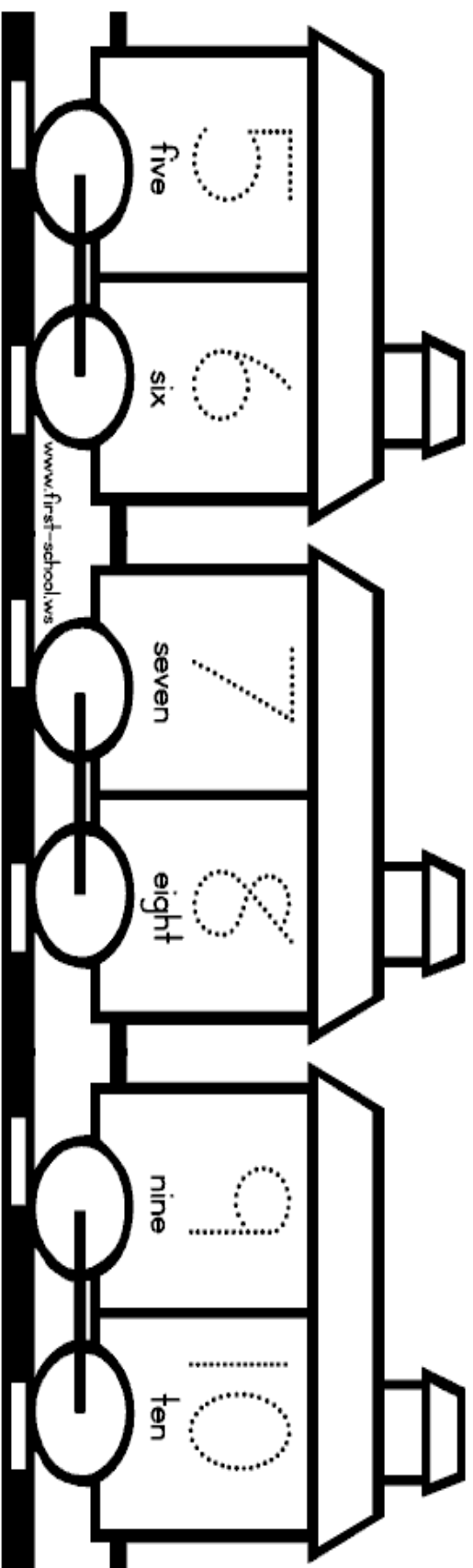
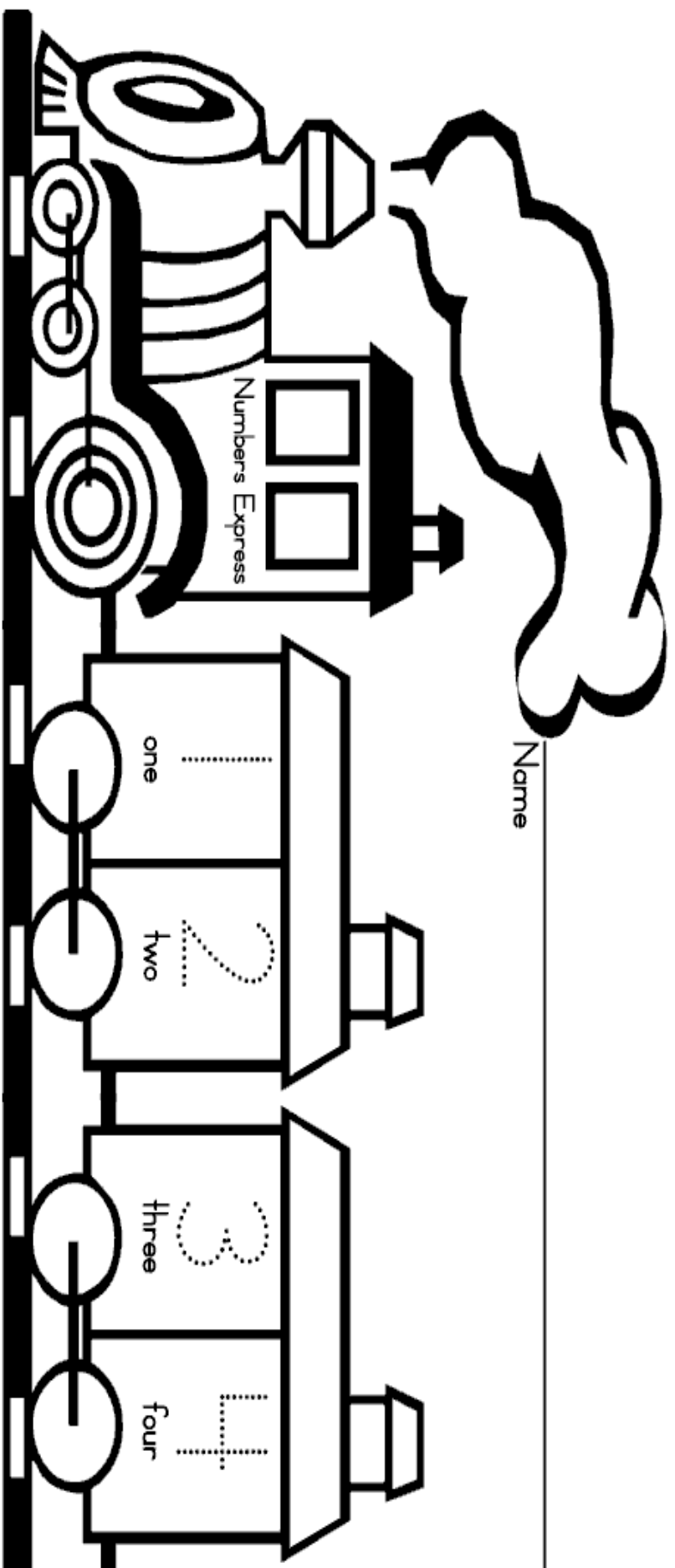




Name _____



Name _____



First

Second

Third

Fourth

Fifth

Sixth

Seventh

Eighth

Ninth

Tenth

They

You

we

res

No

computer

monitor

keyboard

mouse

printer

CD

uncle

aunt

my

kniss

her

your

head

mouth

face

ear

nose

eye

hair

in

on

under

where

between

next to

Jordan

Iraq

Kuwait

Bahrain

Emirates

Qatar

Oman

Yemen

Kuwaiti

Bahraini

Omani

Qatari

Emirian

cheap

expensive

Riyals

bread

meat

ricee

soup

cheese

tea

j u i c e

c o f f e e


nilk

water

in front of

behind

near



tree

morning

afternoon

night


breakfast

lunch

dinner

dinner

o'clock




evening

grandmother

grandfather

professions



1- teacher



3- schoolgirl 2- schoolboy



4- doctor



5- nurse



7- engineer 6- driver

Name : Class :

Skill number	Skill	Perfect	Not perfect
١	Recognize short and long vowels.		
٢	Recognize and differentiate between the ending of plural nouns.		

Put the right words in the right box :

cap - lock --- clap --- clock

Long vowel	Short vowel

Choose the right answer :

١- How are you ?

A - I am great , thanks .

B - My name is Ahmad .

٢- What is the matter ?

A- It is nice to meet you .

B- I am cold .

Match

١-. book

2-. books



١- . girl

2-. girls



lesson :

Boy

Girl

Car

Yes

No

Blue

Red


Yellow

Unit ١

Name:..... Class

Skill	Perfect	Not perfect
Read and count ordinal numbers from 1 st to 10 th - ١٠		
Write short answers to written questions - ٤٤		

١- choose , and read the correct word



1- I'm (second – first - fourth)

2-I'm (third - fifth - second)

3- I'm (third – second – first)

4-I'm (third – fourth - fifth)

5 -I'm (first – second – fifth)

1- Answer:

a- What's your name?

My name's



b- How are you ?

I'm

Not perfect	Perfect	The skill	The skill number	The period
		READ AND MATCH WORDS TO PHOTOS / DRAWINGS	٢٤	٢ nd
		WRITE UPPER / LOWER CASES CORRECTLY	٣١	٢ nd
		DO CONTROLLED WRITING SUCH AS SUPPLYING MISSING LETTERS AND WORDS	٣٤	٢ nd

١) Match

- ١- GRANDMA
٢- CIRCLE
٣- SISTER
٤- SQUARE



B) copy :

This is my friend Hatem .

.....
.....

g

.....
.....

k

.....
.....

p

.....
.....

h

.....
.....

C) 1- Complete the words with the missing letter :

{ F - A - B - H - E }

١-.....pple .	٢-ish.	٣-gg	٤ -at.

Name : Class :


- Complete



- Put in order:



- Color



- Match

A

i

I

a

C

f

F

c

Name : Class :

• **Trace:**

red

red

red

red

red


green

green

green

green

green



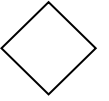
Name _____

Class :.....

Date : / /143

perfect

Not Perfect



Body Picture Matching

Draw a line from each body part on the left side of the page to the matching body part picture on the right.



Body Worksheets
Body Word Scramble

Look at each body part picture and unscramble the letters and write the name of the body part on the line provided.



nahd



are



yee



otof



soen



uthom

Family Worksheets

Family Member Missing Letters Worksheet

Look at each family member picture and fill in the missing letters to spell the name of each family member correctly.

m _ ther
_____g _ andp _
_____fa _ her
______ ran _ ma
______ ist _ r
_____br _ the _

Family Members Worksheet

Trace the letters in each row to write the names of family members.
Then draw a line to match each family member name to its picture.



•

grandma

•

father

•

brother

•

grandpa

•


sister

•

mother

Name : Class :

• Complete




• Put in order:



A- How many apples are there ?

•

B Color the picture



Name : Class :

• **Match**

1

three

२

four

३

one

४

two

Rearrange :


१- you -are- How ?

.....

२- am-old- years – ten- I

.....

Name : Class :



lesson :

Boy

Girl

Car

Yes

No


Blue

Red

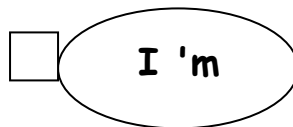
Yellow

Name.....


- Complete



- Put in order:



- Color



- Match

A

i

I

a

C

f

F

c

- Trace:

red

red

red

red

red

green

green

green

green

green

