

STUDENT'S BOOK

1

WE CAN!

حلول
الجلول اون لاين
hulul.online

Yoko Matsuka and Glenn McDougall

Mc
Graw
Hill

We Can! Student's Book 1

We Can! Copyright © 2009 by McGraw-Hill Education

Adaptation Copyright © 2023 by McGraw-Hill Education (UK) Limited

Published by arrangement with McGraw Hill LLC

ALL RIGHTS RESERVED. NO PART OF THIS BOOK MAY BE REPRODUCED OR TRANSMITTED IN ANY FORM OR BY ANY MEANS, ELECTRONIC OR MECHANICAL, INCLUDING PHOTOCOPYING, RECORDING OR BY INFORMATION STORAGE AND RETRIEVAL SYSTEMS, WITHOUT PERMISSION IN WRITING FROM MCGRAW HILL.

ISBN: 9781398928077

Series consultant: Mayumi Tabuchi

Project manager: Judy MacDonald, **Development editor:** Steve Longworth, **Editor:** Anne Tseng, **Production manager:** Alfonso Reyes **Designer:** Kate Vandestadt, Vandestadt Design, **Design supervision:** Peter Shaw

© 2023. Exclusive rights by McGraw-Hill Education (UK) Limited for manufacture and export. This book cannot be re-exported from the country to which it is sold by McGraw-Hill Education (UK) Limited.

Photo Credits

Photo Credits SB: **iii** (t)©Tatweer Co. for Educational Services; **4** (c)©Aliaksey Dobrolinski/Shutterstock; **8** (tl)©Nosyrevy/Shutterstock, (tc)©Svetlana Foote/Alamy, (tr)©Food Travel Stockforlife/Shutterstock, (bl)©Eye Candy Images/Alamy Stock Photo, (br)©Dejan Milinkovic/Shutterstock; **11** (cl)©ZanyZeus/Shutterstock, (c)©Tim UR/Shutterstock, (cr)©Maksym Narodenko/Atoss/123RF, (bl)©Funny Solution Studio/Shutterstock, (bc)©MikeBraun/Shutterstock, (br)©photo one/Shutterstock; **19** (tr)©TeddyandMia/Shutterstock; **24** (tl)©A. Astes/Alamy, (tr)©Eric Isselee/Shutterstock, (cl)©ehtesham/Shutterstock, (cr)©Tom Grundy/Alamy Stock Photo; **27** (tl)©PIXbank CZ/Shutterstock, (tr)©Maffi/Shutterstock, (cl)©DUSAN ZIDAR/Shutterstock, (cr)©Iconotec/Glow Images, (bl)©McGraw Hill Education, (br)©MaraZe/Shutterstock; **30** (1)©Danny Smythe/Alamy Stock Photo, (2)©Maffi/Shutterstock, (3)©DUSAN ZIDAR/Shutterstock, (4)©MaraZe/Shutterstock, (5)©SOMMAI/Shutterstock, (6)©Yellow Cat/Shutterstock, (7)©Sergey Peterman/Shutterstock, (8)©Maks Narodenko/Shutterstock, (9)©McGraw Hill Education, (10)©Danny Smythe/Alamy Stock Photo, (11)©Maffi/Shutterstock, (12)©DUSAN ZIDAR/Shutterstock, (13)©MaraZe/Shutterstock, (14)©Sergey Peterman/Shutterstock, (15)©Maks Narodenko/Shutterstock; **31** (1)©SOMMAI/Shutterstock, (2)©Danny Smythe/Alamy Stock Photo, (3)©Maffi/Shutterstock, (4)©Sergey Peterman/Shutterstock, (5)©Africa Studio/Shutterstock, (6)©bergamont/Shutterstock, (7)©ajjt/Shutterstock, (8)©Spalnic/Shutterstock, (9)©wk1003mike/Shutterstock, (10)©Morinka/Shutterstock; **32** (tl)©QiuJu Song/Shutterstock, (tr)©Eric Isselee/Shutterstock, (cl)©Hurst Photo/Shutterstock, (cr)©Jose Manuel Gelpi Diaz/Alamy Stock Photo; **39** (1)©lynx/iconotec/Glowimages, (2)©FoodCollection, (4)©Veranika _Alferava/Shutterstock, (6)©Koya979/Shutterstock; **40** (2)©ZanyZeus/Shutterstock, (11)©TeddyandMia/Shutterstock; **41** (6)©Maffi/Shutterstock.

WB: **51** (c)©Veranika _Alferava/Shutterstock; **70** (l-r)©Artem Avetisyan/Shutterstock, (2)©wk1003mike/Shutterstock, (3)©Maffi/Shutterstock, (4)©elenovsky/Shutterstock, (5)©Es sarawuth/Shutterstock, (6)©Es sarawuth/Shutterstock; **74** (cl)©Maffi/Shutterstock, (cr)©McGraw Hill Education, (bc)©PIXbank CZ/Shutterstock, (br)©Sergey Peterman/Shutterstock; **75** (br)©Nattika/Shutterstock; **77** (1)©SOMMAI/Shutterstock, (2)©Maffi/Shutterstock, (3)©MaraZe/Shutterstock, (4)©McGraw Hill Education, (5)©Danny Smythe/Alamy Stock Photo, (6)©Maks Narodenko/Shutterstock, (7)©Yellow Cat/Shutterstock, (8)©Sergey Peterman/Shutterstock, (9)©Valentina Razumova/Shutterstock, (10)©DUSAN ZIDAR/Shutterstock; **78** (br)©Anastasiia Malinich/Shutterstock.



www.mheducation.com

Contents

Student's Book

Unit 1 How Old Are You? 2

Unit 2 What's This?
What's That? 10

Unit 3 Toys and Things 18

Unit 4 Food 26

Phonics Practice 34


Word List 38

Picture Dictionary 39

Audio Track Lists 43

Objectives 46

Workbook 47



Syllabus

Unit and Topic	Talk Time	Rhythms and Sounds
1 How Old Are You?	How old are you? I'm (nine) years old.	Chant: <i>Ten Little Camels</i> Numbers 1–10
2 What's this? What's that?	What's this? It's a (pencil). What's that? It's a (notebook) This is an apple. That's a book.	Chant: <i>How old are they? I am/ You are/ He/She is/ We are/ They are (ten).</i>
3 Toys and Things	How many do you have? I have (one). How many do I have? That's right.	Chant: <i>Robot Bear</i> Turn around. Touch the ground. Show your shoe. You're out, too.
4 Food	Do you like (pizza)? Yes, I like (pizza). No, I don't like (macaroni).	Chant: <i>Cookie Jar</i>

Words	Phonics	Phonics Practice
<p>What's this shape? square, triangle, rectangle, circle, diamond, star</p>	<p>Sounds: F, G, H, I, J fish, goat, hat, ink, jet Write: F to J</p>	
<p>What color is it? Is it purple? What color are they? Are they green? Revision (colors): red, green, purple, pink, blue, black, white, yellow, white, yellow</p>	<p>Sounds: Revision A-J apple, bear, cow, duck, egg, fish, goat, hat, ink, jet</p>	
<p>robot, bicycle, computer game, dollhouse, stickers, puzzle, coloring book, puppet, toy truck, football, cell phone, T-shirt, shirt, shoes, skirt, trousers Numbers 1 to 10 (revision)</p>	<p>Sounds: K, L, M, N Writing kiwi, lion, monkey, nest</p>	<p>Listening, Tracing, and Writing Worksheet 1: a b c d e Worksheet 2: f g h i j</p>
<p>pizza, macaroni, salad, sandwich, chicken, fish, soup, kabsa, rice, onion, apple, orange, banana, apricot, carrots, cherries, cookie/ies, potatoes</p>	<p>Sounds: O, P, Q, R Writing octopus, parrot, quilt, rabbit</p>	<p>Worksheet 3: k l m n o Worksheet 4: p q r s t</p>

Unit 1 How Old Are You?

Talk Time

1 Listen and say.



2 Practice the talks in pairs.



3 Act out the talks in pairs.

Fun Time!

Grammar Toolbox
it's = it is

4 How Old Are You?

Quickly ask three people.



I Can ...

- say my age.
- ask someone "How old are you?" and get the answer.



GOAL 25



GOAL 26

Rhythms and Sounds

1 Listen and chant.




Ten Little Camels

One little, two little, three little camels.

Four little, five little, six little camels.

Seven little, eight little, nine little camels.

Ten little camels here.



2 Listen and say.



1, 1, 1

6, 6, 6

2, 2, 2

7, 7, 7

3, 3, 3

8, 8, 8

4, 4, 4

9, 9, 9

5, 5, 5

10, 10, 10

Fun Time!

3

Clap and Guess the Number

How many times did your teacher clap?




I Can ...

- chant the *Ten Little Camels* chant.
- play the Clap and Guess the Number Game.




Words

1 Listen and point.



1. square



2. triangle



3. rectangle



4. circle



5. diamond



6. star



2 Listen and color.


3 Point at two shapes in the classroom.



Fun Time!

4 Finger Shapes

Say the name of the shape your partner makes.



I Can ...

- say the names of three shapes.
- find three shapes outside of home.



Advice Time

Do your homework.





Phonics

1 Listen and say.



FISH



GOAT



HAT



INK

JET

2 Trace and copy.

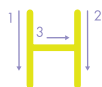


الجلول اون لاين

h ü l u l . o n l i n e



G G G G G



H H H H H



I I I I I



J J J J J

3 Listen and write.

F

G

H

I

J



1. F **ISH**



2. G **OAT**



3. H **AT**



4. I **NK**



5. J **ET**



Fun Time!

4 Big Air Writing Listen and write in the air!



I Can ...

- make the sounds of the letters F, G, H, I, and J.
- write the letters A to J at home.




Unit 2 What's This? What's That?

Talk Time




1 Listen and say.



2 Practice the talks in pairs.

3 Act out the talks in pairs.



The answer:

S1: what is this?

S2: This is a pencil

S1: what is this?

S2: This is a pen

S1: what is this?

S2: This is a notebook

S1: what is this?


S2: this is a book

Fun Time!


4 This is ... That's a/an
Trace. Then point and say.



Grammar Toolbox



This is **an** apple.



That's **a** book.

The answer 4/5:
S1: what is this?
S2: this is a book
S1: what is that?
S2: that is an
apple
S1: what is this?
S2: this is a pen
S1: what is that?
S2: that is a pencil
S1: what is this?
S2: this is an
eraser
S1: what is that?
S2: that is an
orange

5 Now point to things in your classroom and ask as many people as you can.



I Can ...

- ask someone "What's this?", "What's that?" and get the answer.
- point and say "This is an apple" and "That's a book."





Rhythms and Sounds

1 Listen and chant.



How old are they?

How old are you?

How old are you?

I am ten, I am ten.

How old is Abdullah?

How old is Abdullah?

He is ten. He is ten.

How old is she? How old is she?

Who is she? Who is she?

How old is Amina?

How old is Amina?

She is ten. She is ten.

How old are you?

How old are you?

We are ten. We are ten.

We are, they are.

We are, they are.



The answer 2:
How old are you?
How old are you?
I am ten, I am ten
how old is Talal?
How old is Talal?
He is ten, he is ten
how old is she?
How old is she?
who is she?
who is she?
How old is Mirah?
How old is Mirah?
she is ten, she is ten
how old are you?
how old are you?
We are ten, we are
ten
we are, they are
we are, they are
we are all ten

2 Change the names and chant.



12

The answer 4/5:
Teacher: how old are you?
s1: We are ten
Teacher: how old is Nura?
s2: she is nine
Teacher: how old Rana and Amina?
S3: They are ten
Teacher: how old is Joe?
S4: He is nine
Teacher: how old is Sabah?
S5: She is eight



Fun Time!

How old are you?

3

Ask and answer.
Guess and circle the age.



8

9

10



We're ten.

8

9

10

Noura



8

9

10

Rana and Amina



8

9

10

Joe



8

9

10

Pete



8

9

10

Sabah



4

Listen and check.



I Can ...

- ask "How old is he/ she?" and get the answer.
- ask "How old are we/ you/ they?" and get the answer.



GOAL 35



GOAL 36

Words

1 Chant and point.



What color is it? What color is it?

The answer 2/3:

What color is it? what color is it?

Is it orange? Is it white?

Is it black? Is it pink?

It is not orange, it is not white.

it is not black, it is not pink
it is brown.

It is a bear? Is that right?
Yes it is, you are right.

What color are they? What color are they?

Are they red? Are they green?

Are they yellow? Are they brown?

They are pink,

green, yellow, blue,
and white

They are pens, am I right?

Ye, you are, you are right!

Is it purple? Is it pink?

Is it red? Is it green?

It's not purple. It's not pink.

It's not red. It's not green.

It's black and white.

It's a cow. Is that right?

Yes, it is. You're right!

What color are they? What color are they?

Are they yellow? Are they blue?


Are they orange? Are they white?

They're yellow and orange

and blue and white...

They're parrots! Am I right?

Yes, you are. You're right!



Fun Time!

2 Change the words and chant.



What color is it? What color is it?



Is it orange? Is it white?



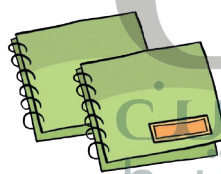
Is it black? Is it pink?



What color are they? What color are they?

Are they red? Are they green?

Are they yellow? Are they brown?



...



3 Ask and answer. Guess.



I Can ...

- ask “What color is it?”, “Is it red?” and get the answer.
- ask “What color are they?”, “Are they black?” and get the answer.



Phonics

1 Listen and say.



1. F ISH



2. I NK



3. C OW



4. H AT



5. G OAT



6. A PPLE




7. J ET



8. B EAR



9. D UCK



10. E GG



Advice Time

Keep your school things tidy.



Fun Time!

2 Find and count the letters.

A = 4 B = 5 C = 5 D = 5 E = 4

F = 4 G = 6 H = 4 I = 4 J = 2



I Can ...

- make the sounds of the letters A, B, C, D, E, F, G, H, I, and J.
- write the letters A to J.



Unit 3 Toys and Things

Talk Time

1 Listen and say.



2 Practice the talks in pairs.

3 Act out the talks in pairs.

S1: How many do you have?

S2: I have three

S1: How many do you have?

S2: I have one

S1: How many do you have?

S2: I have five

S1: How many do you have?

S2: I have one



S1: How many do you have?

S2: I have two

S1: How many do you have?

S2: I have four

Fun Time!

4 Number Guessing Game

How many marbles do I have?

How many marbles do I have?

Two!

Seven!

Five!

That's right! I have five.

I Can ...

- act out the talks about *how many* with a partner.
- play the Number Guessing Game with a friend.



Rhythms and Sounds

1 Chant and do.



Robot Bear

Robot bear, robot bear, turn around.

Robot bear, robot bear, touch the ground.

Robot bear, robot bear, show your shoe.

Robot bear, robot bear, you're out, too.



2 Listen, point, and pronounce.





Fun Time!

3

Pass the Robot Bear Game

Chant and play.



You're out!



I Can ...

- chant the *Robot Bear* chant with actions.
- tell a friend to do two of the Robot Bear's actions.



Advice Time

Keep your room clean.






Words

1 Listen and point.



CD2 07



CD2 08

2 Listen and say.

3 Listen and find.



CD2 09



Fun Time!

4 One Robot, Two Robots ...




Chant and put your hand on top.



Grammar Toolbox



one robot → two robots,
three robots, four robots ...



One robot, two robots,
three robots, four.

Five robots, six robots,
seven robots, more!



I Can ...

- listen, point, and say the names of five toys.
- say the names of some clothes.



Now go to page 34

23

Unit 3



Phonics

1 Listen and say.



KIWI

LION



MONKEY

NEST

2 Trace and copy.



3 Listen and write.

K


L

M

N



1. K IWI



2. L ION



3. M ONKEY




4. N EST




Fun Time!

4 Listen, count, and chant.



Two monkeys



Three lions



Four puppets



Five toy trucks



I Can ...

- make the sounds of the letters K, L, M, and N and write them.
- count from 1 to 10.



GOAL 47



GOAL 48

Unit 4 Food

Talk Time

1 Listen and say.



2 Practice the talks in pairs.

3 Act out the talks in pairs.



S1: Do you like pizza?
S2: Yes, I like pizza!
S1: Do you like macaroni?
S2: No, I don't like macaroni
S1: Do you like macaroni?
S2: Yes, I like macaroni
S1: Do you like pizza?
S2: No, I don't like pizza!

Fun Time!

Grammar Toolbox
don't = do not

4 Listen. Shout **I like!** 😊 or **I don't like!** ☹️




I like macaroni.



I like pizza.



I like salad.



I like onions.



I like kabsa.



I like soup.

S1: I like macaroni
S2: I like salad
S3: I like kabsa
S4: I don't like pizza
S5: I don't like onions
S6: I don't like soup



I Can ...

- act out the talks about food with a partner.
- say two foods that I like.



Rhythms and Sounds

1 Listen and chant.



Cookie Jar Chant

Who took the cookies from the cookie jar?

Labeeb took the cookies

from the cookie jar.

Who, me?

Yes, you!

Not me!

Then who took the cookies

from the cookie jar?



2 Listen again and clap the rhythm.



Fun Time!

3 Cookie Jar Game

Clap and chant.



Number two took the cookies from the cookie jar.

Who, me?



I Can ...

- chant the *Cookie Jar* chant using good rhythm.
- say “Who took the cookies from the cookie jar?” three times really fast.



Advice Time

Eat with your right hand.



Words

1 Listen, point, and say.



1. apple




2. pizza



3. salad



4. soup



5. orange



6. rice



7. sandwich




8. apricot



9. kabsa

2 Listen and practice.



1. apple, apple, apple



2. pizza, pizza, pizza



3. salad, salad, salad



4. soup, soup, soup



5. sandwich, sandwich, sandwich



6. apricot, apricot, apricot

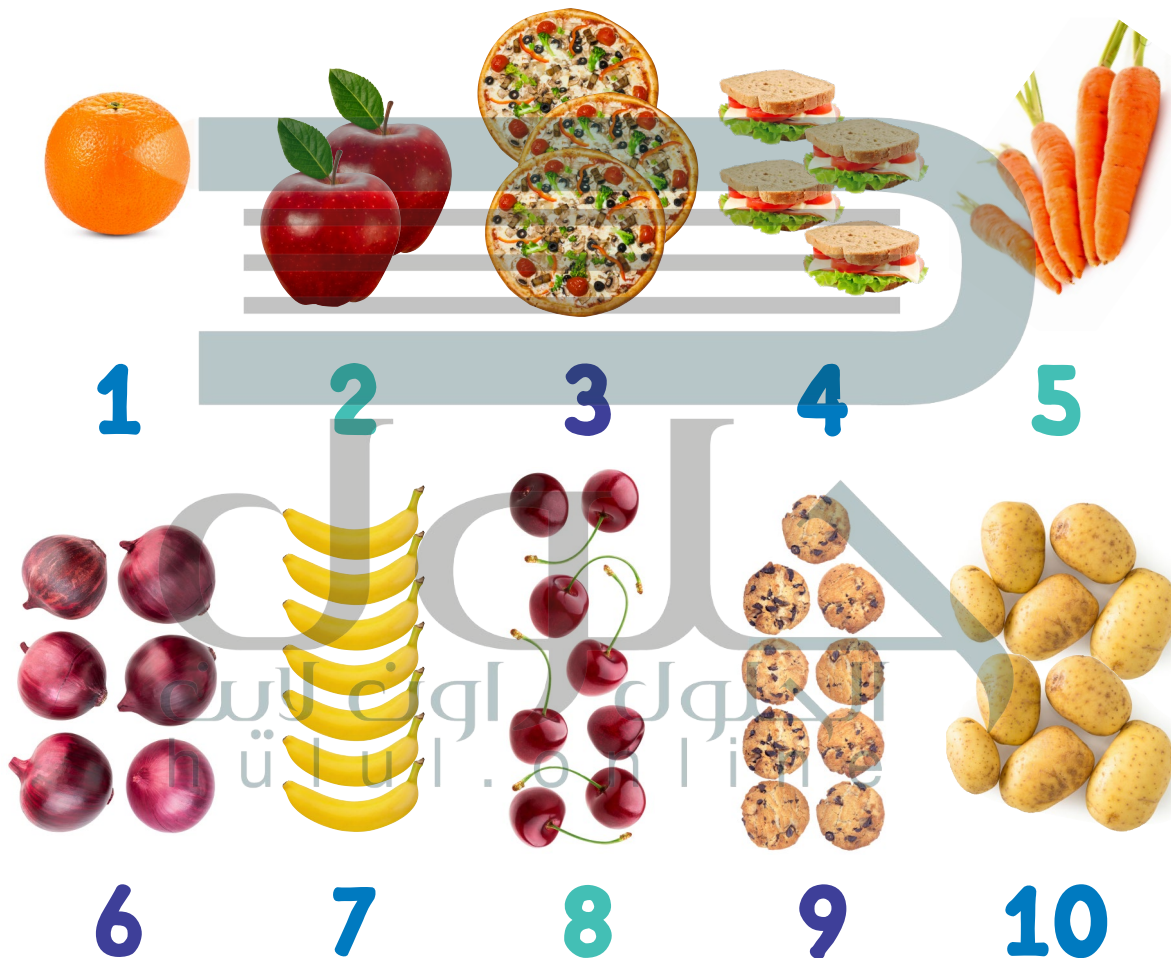
Fun Time!

3 Number Race



Count fast from
1 to 10 and back.

-One, two, three, four, five, six, seven, eight, nine, ten
-Ten, nine, eight, seven, six, five, four, three, two, one
-One orange, two apples, three pizzas, four sandwiches, five carrots, six onions, seven bananas, eight cherries, nine cookies, ten potatoes
-Ten potatoes, nine cookies, eight cherries, seven bananas, six onions, five carrots, four sandwiches, three pizzas, two apples, one orange



I Can ...

- point to and say five kinds of food.
- count from one to ten and back.



Phonics

1 Listen and say.




OCTOPUS



PARROT



QUILT



RABBIT

2 Trace and copy.

O O O O O

P P P P P

Q Q Q Q Q

R R R R R

3 Listen and write.

O

P

Q

R



1. O C TOPUS 


2. P A RROT 

3. Q U ILT 

4. R A BBIT 

★ ★
★ Fun Time!

4 Draw, count, and write.



O C T O P U S



I Can ...

- make the sounds of the letters O, P, Q, and R.
- write the letters A to R.



Now go to page 37

33

Unit 4

Listening, Tracing, and Writing

Worksheet 1: a b c d e



① Listen, trace the first letter, and write it on the line.

1. a b c d e

2. a b c d e

a

3. a b c d e

4. a b c d e

5. a b c d e

6. a b c d e



② Listen and write the first letter.

1. _____

2. _____

3. _____

4. _____

5. _____

6. _____

apple



34

bear



cow



duck



egg



Worksheet 2: f g h i j



① Listen, trace the first letter, and write it on the line.

1. f g h i j

2. f g h i j

3. f g h i j

4. f g h i j

5. f g h i j

6. f g h i j



② Listen and write the first letter.

1. _____

2. _____

3. _____

4. _____

5. _____

6. _____



Worksheet 3: k l m n o



① Listen, trace the first letter, and write it on the line.

1. k l m n o

2. k l m n o

3. k l m n o



4. k l m n o

5. k l m n o

6. k l m n o



② Listen and write the first letter.

1. _____

2. _____

3. _____

4. _____


5. _____

6. _____

kiwi



lion



monkey



nest



octopus



Worksheet 4: p q r s t

CD3 08

① Listen, trace the first letter, and write it on the line.

1. p q r s t

2. p q r s t

3. p q r s t

4. p q r s t

5. p q r s t

6. p q r s t

CD3 09

② Listen and write the first letter.

1. _____

4. _____

2. _____

5. _____

3. _____

6. _____

pen



quilt



rabbit



sun



tiger



Word List

Apple p 11, 16, 30, 31, 34	Monkey p 24, 25, 36	Three p 3, 4, 7
Bear p 16, 20, 21, 34	More p 23	Triangle p 6, 7
Black p 14, 15	Nine p 2, 4	Took p 28, 29
Blue p 14	Notebook p 10	Touch p 20
Brown p 15	Onions p 27	Toy truck p 22
Camels p 4, 5	Orange p 14, 15, 30	Toys p 18, 23
Circle p 6	Out p 20, 21	T-shirt p 22
Clap p 5, 28, 29	Parrots p 14, 32, 33	Turn around p 20
Color p 15	Pen p 11, 37	Two p 4, 6
Cookies p 28, 31	Pencil p 11	White p 14, 15
Cookie Jar p 28	Pink p 14, 15	Who me? p 28
Cow p 14, 16, 34	Pizza p 27	Yellow p 14, 15
Diamond p 6	Play p 19	You're out! p 21
Dollhouse p 22	Potatoes p 31	You're right. p 14
Duck p 16, 34	Puppet p 22	
Egg p 16, 34	Purple p 14	
Eight p 4	Puzzle p 22	
Eraser p 11, 15	Rectangle p 6	
Finger p 7	Red p 14, 15	
Fish p 8, 16, 35	Rice p 30, 31	
Five p 4, 5	Robot p 22, 23	
Food p 26, 27, 31	Salad p 27, 30	
Football p 22	Sandwich p 30, 31	
Four p 4	Seven p 4, 19	
Goat p 8, 16, 35	Shape p 6, 7	
Green p 14, 15	Shirt p 22	
Hat p 8, 16, 35	Shoe p 20	
How old are you? p 3, 12, 13	Show p 20	
I know! p 5	Six p 4	
Ink p 8, 16, 35	Skirt p 22	
Jet p 8, 16, 35	Soup p 27, 30	
Kabsa p 27, 30	Square p 6	
Kiwi p 24, 25, 36	Star p 6	
Lion p 24, 25, 36	Stickers p 22	
Little p 4, 5	Ten p 2, 3, 4, 5, 12, 13	
Macaroni p 26, 27	That's right. p 7, 19	
Marbles p 19	Things p 11	

Picture Dictionary



apricot p30




banana p31



bicycle p22



camels p4



carrot p31



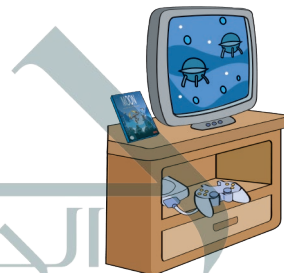
cell phone p22



cherries p31



circle p6




computer game
p22



cookies p28



cookie jar p28




diamond p6




dollhouse p22



eraser p11



fish p8



goat p8



hat p8




ink p8



jet p8



kiwi p24



lion p24



macaroni p26




marbles p19



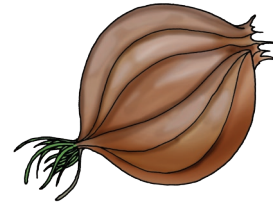
nest p24



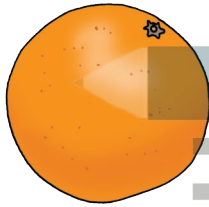
notebook p10



octopus p32



onion p27




orange p30



parrot p32



pizza p27



potatoes p31




puppet p22



puzzle p22



quilt p32




rabbit p32



rectangle p6



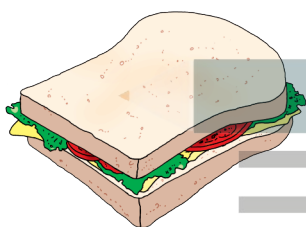
rice p30



robot p22



salad p27



sandwich p30



shirt p22



skirt p22



soup p27




square p6



stickers p22



star p6



triangle p6



toy truck p22

CD 1 Audio Track List

Track	Unit	Student Book Section
02	1	Exercise 1. Listen and say
03	1	Exercise 4. How Old Are You?
04	1	Exercise 1. Listen and chant
05	1	Exercise 2. Listen and say
06	1	Exercise 3. Clap and Guess the Number
07	1	Exercise 1. Listen and point
08	1	Exercise 2. Listen and color
09	1	Exercise 4. Finger Shapes
10	1	Exercise 1. Listen and say
11	1	Exercise 3. Listen and write
12	1	Exercise 4. Big Air Writing
13	2	Exercise 1 Listen and say
14	2	Exercise 4 Point and say
15	2	Exercise 1 Listen and chant
16	2	Exercise 2 Change the names and chant
17	2	Exercise 3 Ask and answer
18	2	Exercise 4 Listen and check
19	2	Exercise 1 Chant and point
20	2	Exercise 2 Change the words and chant
21	2	Exercise 1 Listen and say

الجلول اون لاين
h ü l u l . o n l i n e

CD 2 Audio Track List

Track	Unit	Student Book Section
2	3	Exercise 1. Listen and say
3	3	Exercise 4. Number Guessing Game
4	3	Exercise 1. Chant and do
5	3	Exercise 2. Listen, point, and pronounce
6	3	Exercise 3. Pass The Robot Bear Game
7	3	Exercise 1. Listen and point
8	3	Exercise 2. Listen and say
9	3	Exercise 3. Listen and find
10	3	Exercise 4. One Robot, Two Robots...
11	3	Exercise 1. Listen and say
12	3	Exercise 3. Listen and write
13	3	Exercise 4. Listen, count, and chant
14	4	Exercise 1. Listen and say
15	4	Exercise 4. Listen
16	4	Exercise 1. Listen and chant
17	4	Exercise 3. Cookie Jar Game
18	4	Exercise 1. Listen, point, and say
19	4	Exercise 2. Listen and practice
20	4	Exercise 3. Number Race
21	4	Exercise 1. Listen and say
22	4	Exercise 3. Listen and write

CD 3 Audio Track List

Track	Unit	Phonics Practice Section
02	3	Exercise 1. Listen, trace the first letter
03	3	Exercise 2. Listen and write
04	3	Exercise 1. Listen, trace the first letter
05	3	Exercise 2. Listen and write
06	4	Exercise 1. Listen, trace the first letter
07	4	Exercise 2. Listen and write
08	4	Exercise 1. Listen, trace the first letter
09	4	Exercise 2. Listen and write

CD 4 Audio Track List

Track	Unit	Workbook Section
02	1	Exercise 1. Listen and practice
03	1	Exercise 1. Listen and practice
04	1	Exercise 1. Listen and chant
05	1	Exercise 1. Listen and practice
06	1	Exercise 1. Listen, point, and practice
07	1	Exercise 1. Listen and practice
08	1	Exercise 1. Listen, point, and practice
09	1	Exercise 1. Listen, point, and practice
10	2	Exercise 1 Listen and practice
11	2	Exercise 1 Listen and practice
12	2	Exercise 1 Listen and chant
13	2	Exercise 1 Listen and practice
14	2	Exercise 1 Listen and chant
15	2	Exercise 1 Listen and chant
16	2	Exercise 1 Listen and practice
17	2	Exercise 1 Listen and practice

CD 5 Audio Track List

Track	Unit	Workbook Section
2	3	Exercise 1. Listen, point, and practice
3	3	Exercise 1. Listen and practice
4	3	Exercise 1. Listen, chant, and do
5	3	Exercise 1. Listen, point, and practice
6	3	Exercise 1. Listen, point, and practice
7	3	Exercise 1. Listen, point, and practice
8	3	Exercise 1. Listen, point, and practice
9	3	Exercise 1. Listen, point, and practice
10	4	Exercise 1. Listen, point, and practice
11	4	Exercise 1. Listen, point, and practice
12	4	Exercise 1. Listen and chant
13	4	Exercise 1. Listen and practice
14	4	Exercise 1. Listen, point, and practice
15	4	Exercise 1. Listen, point, and practice
16	4	Exercise 1. Listen, point, and practice
17	4	Exercise 1. Listen, point, and practice

الحد الأدنى	الرمز	By the end of the year students will be able to:
X	1/7/4	Recognize and produce the sounds of the English alphabet.
X	2/7/4	Recognize short and only some long vowels: {long /a/ as in "cake", long /e/ as in "sea", long /o/ as in "nose", and long /i/ as "kite"}.
X	3/7/4	Recognize and differentiate between some English letters (b & p), (f & v).
	4/7/4	Recognize and produce only some English digraphs such as, (th, sh, ch).
X	5/7/4	Recognize and match sounds to letters.
X	6/7/4	Participate verbally and non-verbally in short simple activities: greeting, giving and receiving commands and instructions.
X	7/7/4	Recognize intonation patterns of statements and questions.
X	8/7/4	Ask and respond to simple assigned sentences in present tense form with the verb (like) using first and second person singular and in affirmative, negative and interrogative statements and (Yes/No questions).
X	9/7/4	Ask and respond to basic questions about personal information using verb to be (am, is, are),(have got) and wh. questions (what, where, who, how).
X	10/7/4	Recognize and use indefinite articles (a, an) using (this and that).
X	11/7/4	Recognize and apply regular plural formation using (these and those).
X	12/7/4	Recognize and apply subjective pronouns correctly (I, You, He, She, It, We, They).
	13/7/4	Recognize prepositions of place (in, on)
	14/7/4	Talk about feelings in simple and short sentences.
X	15/7/4	Identify main colours (red, blue, green, black, white, yellow. brown)
X	16/7/4	Identify and talk about classroom objects which are assigned in the book.
	17/7/4	Identify and talk about family members and possession using two possessive adjectives: (my, your)
	18/7/4	Identify and talk about food, animals, clothes.
	19/7/4	Talk about likes and dislikes.
	20/7/4	Be willing to listen to short digital and recorded materials.
X	21/7/4	Utter simple words and numbers (cardinal numbers 1-19).
	22/7/4	Read and count numbers in tens (10-100).
X	23/7/4	Read aloud simple words and sentences.
X	24/7/4	Read and match words to photos/drawings.
X	25/7/4	Read and comprehend simple short sentences.
X	26/7/4	Spell some simple sight words correctly.
	27/7/4	Be willing to read simple short illustrated stories.
X	28/7/4	Recognize and apply the directionality in writing English (e.g. left/right, top/bottom).
X	29/7/4	Use lined paper correctly with headline, midline, and baseline.
X	30/7/4	Copy words, numbers and simple short sentences.
X	31/7/4	Write upper/lower case letters correctly.
X	32/7/4	Use appropriate spacing between words and sentences.
	33/7/4	Write guided short answers to written questions.
X	34/7/4	Do controlled writing such as supplying missing letters and words.
X	35/7/4	Recognize and apply the punctuation and capitalization assigned for this grade: (capitalizing the beginning of names, sentences, questions and the use of full stop and question mark).

WORKBOOK
1

WE CAN!

حلول
الجلول اون لاين
hulul.online



Workbook

Unit 1	How Old Are You?	49
Unit 2	What's This? What's That?	57
Unit 3	Toys and Things	65
Unit 4	Food	73

Unit 1 How Old Are You?



Goal 25 CD4 02 How Old Are You? Talk Time



I can say my age.

I listened to CD4 02 ☒ ☒ ☒ ☒ ☒ ☒ ☒ days this week.

Name _____ Class _____

1 Listen and practice. Trace.

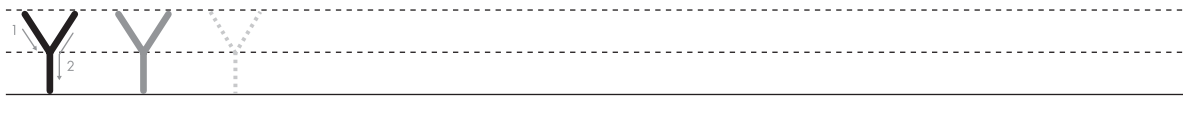
How old are you?

I'm ten years old.



I'm nine years old.

2 Trace and write.





Goal 26 CD4 03 How Old Are You? Talk Time



I can ask someone "How old are you?" and get the answer.

I listened to CD4 03 ☒ ☒ ☒ ☒ ☒ ☒ ☒ days this week.

Name _____ Class _____

1 Listen and practice. Say your age. Trace.

How old are you?




I'm ten years old.

Write your age.

I'm _____ years old.

I'm 3,000 years old.



2 Trace and write.

ZZZ



Goal 27 CD4 04 How Old Are You? Rhythms and Sounds

I can chant the *Ten Little Camels* chant.

I listened to CD4 04 ☒ ☒ ☒ ☒ ☒ ☒ days this week.

Name _____ Class _____





1 Listen and chant. Trace.

One little, two little,
three little camels.

Four little, five little, six little camels.



Seven little, eight little, nine little camels.



Ten little camels here.

2 Trace and write.

a a a



Goal 28 CD4 05 How Old Are You? Rhythms and Sounds

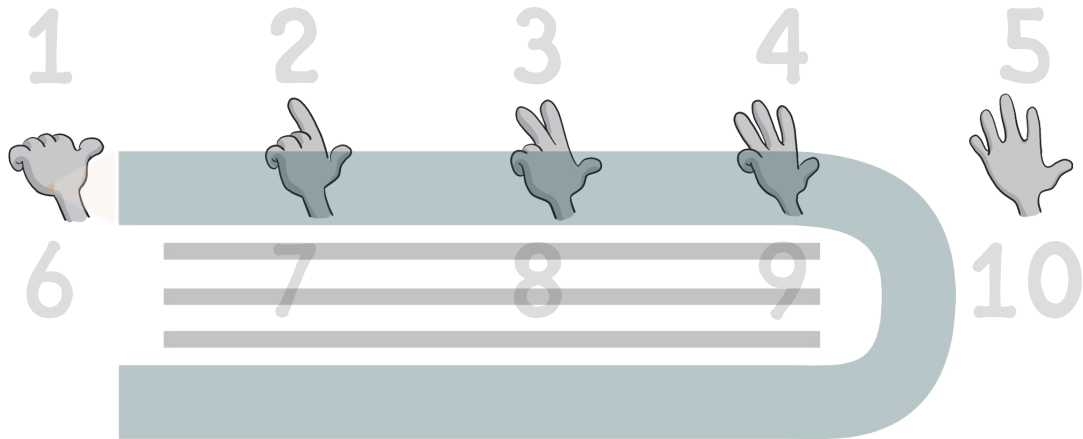
I can play the Clap and Guess the Number Game.

I listened to CD4 05 ☒ ☒ ☒ ☒ ☒ ☒ ☒ days this week.

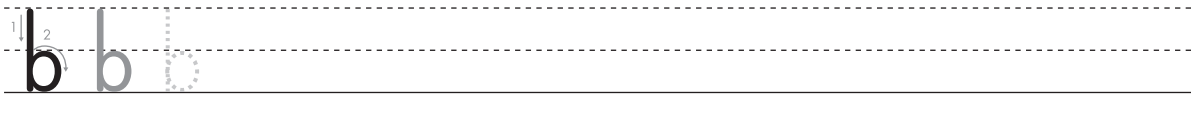
Name _____ Class _____



1 Listen and practice. Play. Trace.



2 Trace and write.





Goal 29 CD4 06 How Old Are You? Words




I can say the names of three shapes.

I listened to CD4 06 ☒ ☒ ☒ ☒ ☒ ☒ ☒ days this week.

Name _____ Class _____

1 Listen, point, and practice. Trace.



2 Trace and write.

c c c



Goal 30 CD4 07 How Old Are You? Words

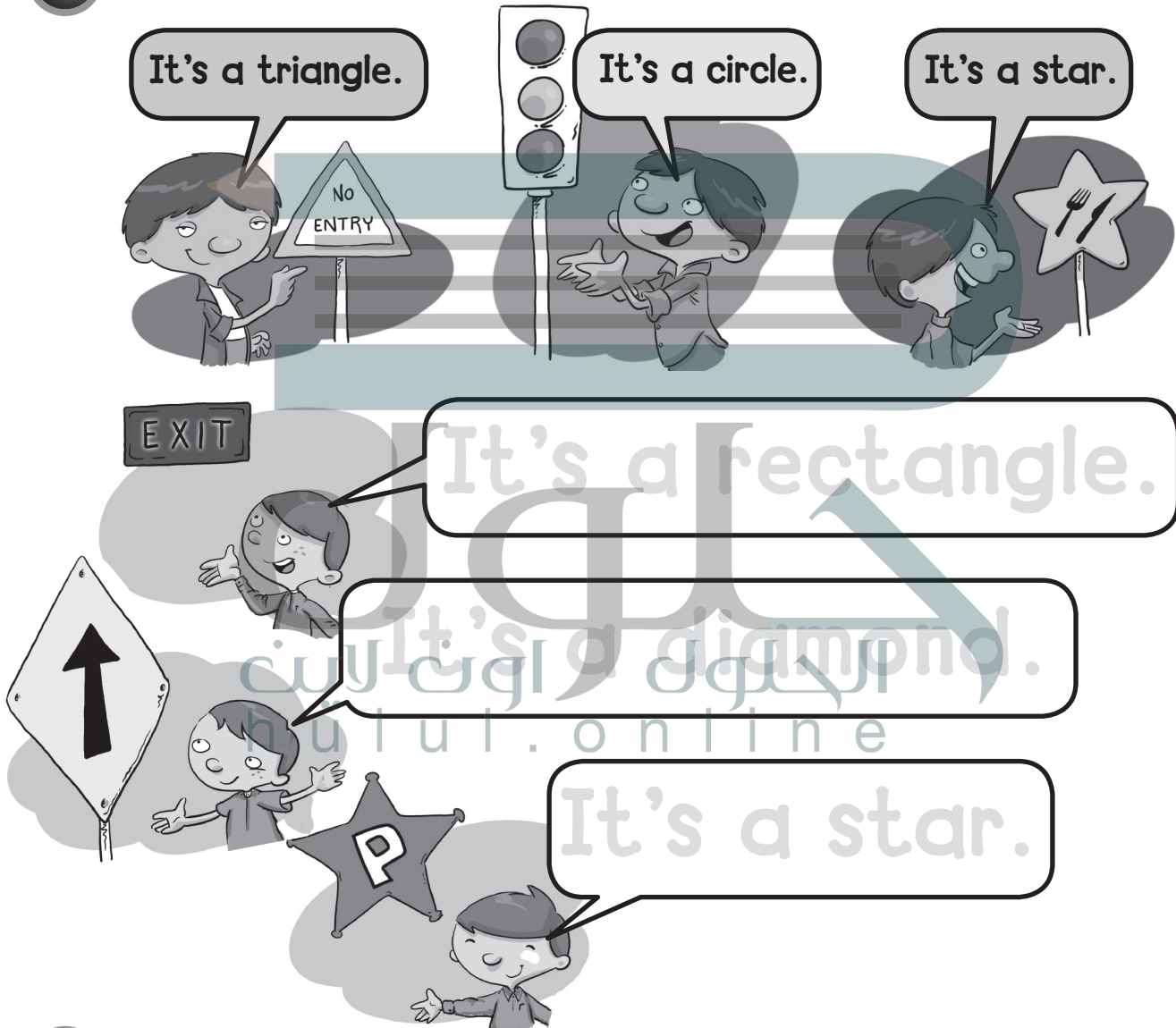


I can find three shapes outside of home.

I listened to CD4 07 ☒ ☒ ☒ ☒ ☒ ☒ ☒ days this week.

Name _____ Class _____

1 Listen and practice. Trace.



2 Trace and write.

d d d

Goal 31 CD4 08 How Old Are You? Phonics

I can make the sounds of the letters F, G, H, I, and J.

I listened to CD4 08 ☒ ☒ ☒ ☒ ☒ ☒ days this week.

Name _____ Class _____



1 Listen, point, and practice. Trace.

F says f, f, fish.


G says g, g, goat.

H says h, h, hat.

I says i, i, ink.

J says j, j, jet.

F! F! Fish!



2 Trace and write.

e e e



Goal 32 CD4 09 How Old Are You? Phonics

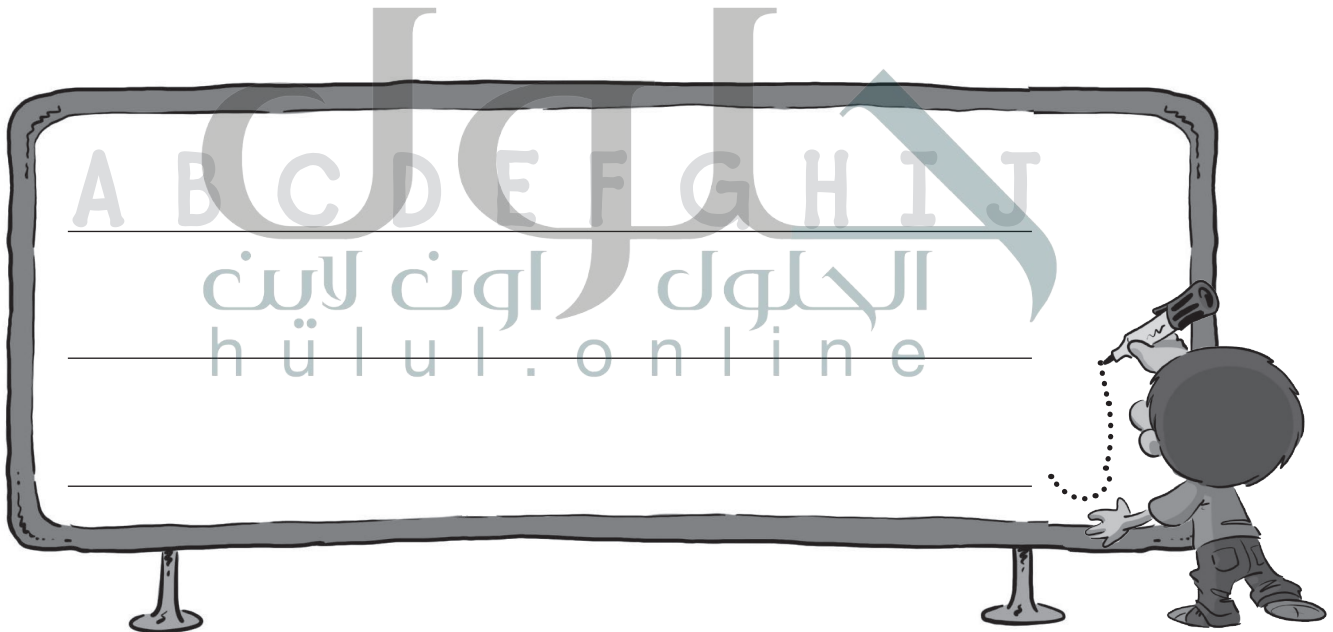



I can write the letters A to J at home.

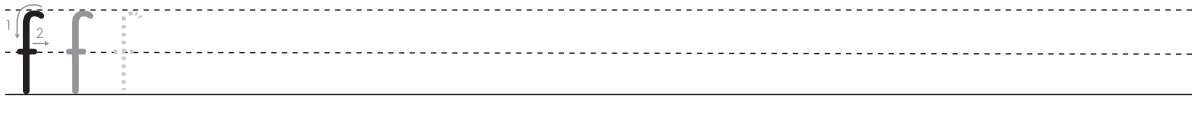
I listened to CD4 09 ☒ ☒ ☒ ☒ ☒ ☒ ☒ days this week.

Name _____ Class _____

- 1 Listen, point, and practice.
Trace and copy.



- 2 Trace and write.



Unit 2 What's This? What's That?

Goal 33 CD4 10 What's This? What's That? Talk Time

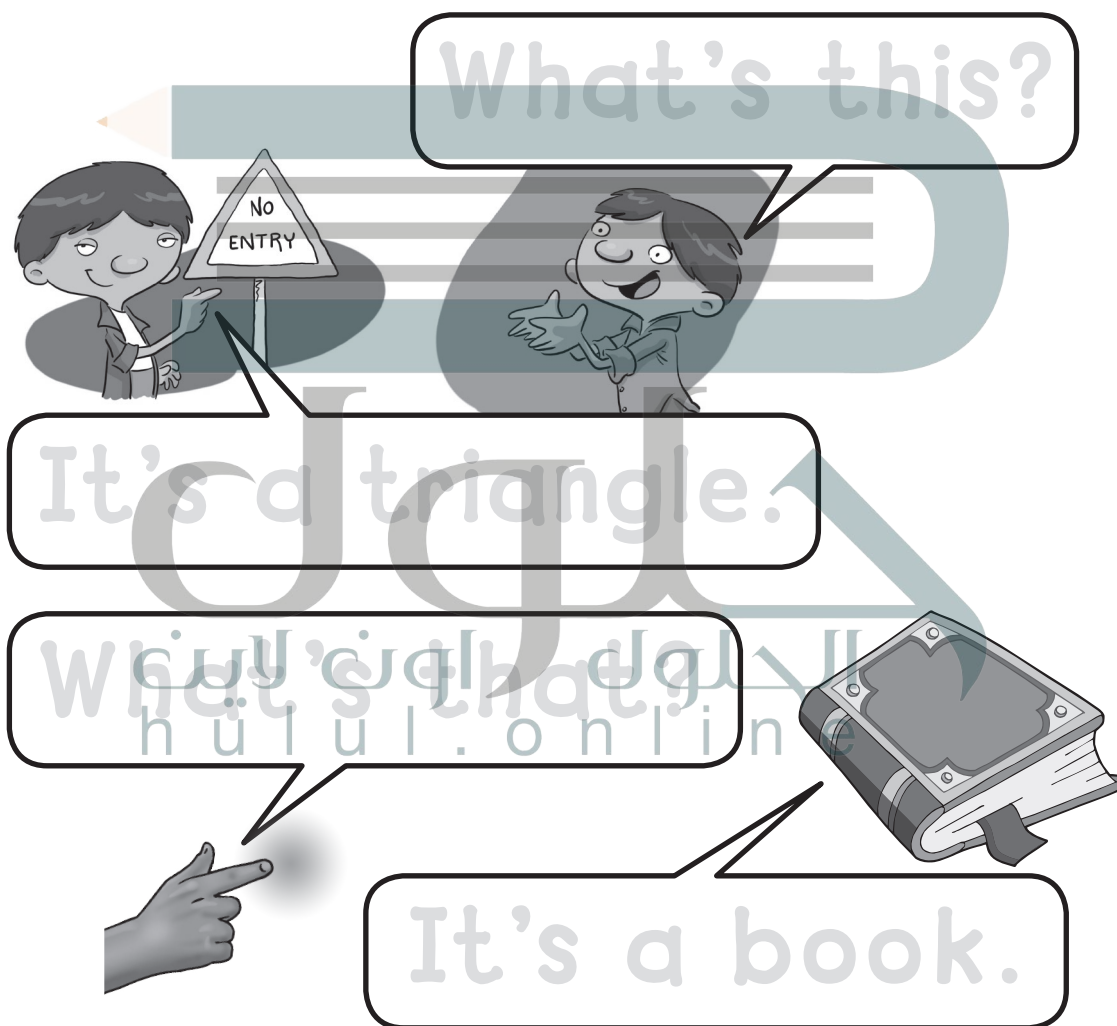
I can ask "What's this?", "What's that?" and get the answer.

I listened to CD4 10 ☒ ☒ ☒ ☒ ☒ ☒ ☒ days this week.

Name _____ Class _____



1 Listen and practice. Trace.



2 Trace and write.

A A A A

B B B B



Goal 34 CD4 11 What's This? What's That? Talk Time



I can point and say "This is an apple" and "That's a book"


I listened to CD4 11 ☒ ☒ ☒ ☒ ☒ ☒ ☒ days this week.

Name _____ Class _____

1 Listen and practice. Trace.




This is an apple.



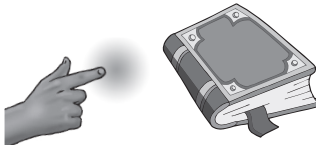
That's an eraser.



This is a pen.



That's an orange.



That's a book.

2 Trace and write.

C C C C D D D D

Goal 35 CD4 12 What's This? What's That? Rhythms and Sounds

I can ask "How old is he/she?" and get the answer.

I listened to CD4 12 ☒ ☒ ☒ ☒ ☒ ☒ ☒ days this week.

Name _____ Class _____



1 Listen and chant. Trace.

How old are you? How old are you?

I am ten, I am ten.

How old is Abdullah?

How old is Abdullah?

He is ten. He is ten.

How old is she? How old is she?

Who is she? Who is she?

How old is Amina?

How old is Amina?


She is ten. She is ten.

How old are you? How old are you?

We are ten. We are ten.

We are, they are. We are, they are.

Everybody's ten!



2 Trace and write.

E E E E

F F F F



Goal 36 CD4 13 What's This? What's That? Rhythms and Sounds

I can ask "How old are we / you / they?" and get the answer.

I listened to CD4 13 ☒ ☒ ☒ ☒ ☒ ☒ ☒ days this week.

Name _____ Class _____



1 Listen and practice. Trace.

1.

How old are you?

We're ten.



2.

How old is Noura?



She's nine.

3.

How old are Rana and Amira?



They're ten.

4.

How old is Joe?



He's nine.

2 Trace and write.

G G G G H H H H

Goal 37 CD4 14 What's This? What's That? Words

I can ask "What color is it?", "Is it red?" and get the answer.

I listened to CD4 14 ☒ ☒ ☒ ☒ ☒ ☒ ☒ days this week.

Name _____ Class _____



1 Listen and chant. Color and trace.

What color is it? What color is it?

Is it purple? Is it pink?

Is it red? Is it green?

It's not purple. It's not pink.

It's not red. It's not green.

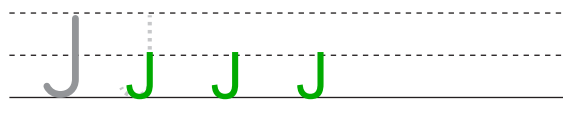
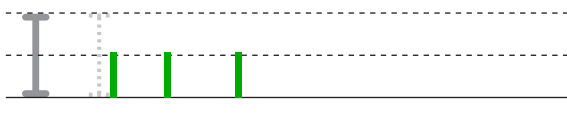
It's black and white.

It's a cow. Is that right?



Yes, it is. You're right!

2 Trace and write.





Goal 38



What's This? What's That? Words

I can ask "What color are they?", "Are they black?" and get the answer.

I listened to CD4 15 ☒ ☒ ☒ ☒ ☒ ☒ ☒ days this week.

Name _____ Class _____



1 Listen and chant. Color and trace.

What color are they?

What color are they?


Are they yellow? Are they blue?

Are they orange? Are they white?

They're yellow and orange

اللون الأصفر والأصفر
واللون الأزرق والأبيض
h u l u l . o n l i n e

They're parrots! Am I right?



Yes, you are. You're right!

2 Trace and write.

a a a a b b b b

Goal 39 CD4 16 What's This? What's That? Phonics

I can make the sounds of the letters A, B, C, D, E, F, G, H, I, J

I listened to CD4 16 ☒ ☒ ☒ ☒ ☒ ☒ ☒ days this week.

Name _____ Class _____



1 Listen and practice. Match.

1. APPLE

2. HAT

3. COW

4. FISH

5. BEAR

6. EGG

7. GOAT

8. JET

9. DUCK

10. INK

2 Trace and write.

c c c c

d d d d



Goal 40

CD4 17

What's This? What's That? Phonics









I can write the letters A to J.

I listened to CD4 17 ☒ ☒ ☒ ☒ ☒ ☒ ☒ days this week.

Name _____ Class _____

1 Listen and practice. Write.

A B C D E F G H I J

1.  H AT 6.  G OAT
2.  F ISH 7.  D UCK
3.  B EAR 8.  E GG
4.  A PPLE 9.  I NK
5.  C OW 10.  J ET

2 Trace and write.

e e e e f f f f

Unit 3 Toys and Things



Goal 41 CD5 02 Toys and Things: Talk Time



I can act out the talks about *how many* with a partner.

I listened to CD5 02 ☒☒☒☒☒☒☒ days this week.

Name _____ Class _____

1 Listen, point, and practice. Trace.

How many do you have?

I have one



I have two

How many do you have?

2 Trace and write.

g g g



Goal 42 CD5 03 Toys and Things: Talk Time



I can play the Number Guessing Game with a friend.

I listened to CD5 03 ☒ ☒ ☒ ☒ ☒ ☒ ☒ days this week.

Name _____ Class _____

1 Listen and practice. Trace.

How many marbles do I have?

Seven!

No! Three!

How many marbles do I have?

Five!

That's right!
I have five.

2 Trace and write.

h h h



Goal 43 CD5 04 Toys and Things: Rhythms and Sounds

I can chant the *Robot Bear* chant with actions.

I listened to CD5 04 ☒ ☒ ☒ ☒ ☒ ☒ ☒ days this week.

Name _____ Class _____



1 Listen, chant, and do. Trace.

Robot bear, robot bear,
turn around.

Robot bear, robot bear,
turn around.

Robot bear, robot bear,
touch, the ground

Robot bear, robot bear,
touch the ground.

Robot bear, robot bear, show your shoe.

Robot bear, robot bear, you're out, too.



2 Trace and write.





Goal 44 CD5 05 Toys and Things: Rhythms and Sounds


I can tell a friend to do two of the Robot Bear's actions.

I listened to CD5 05 ☒ ☒ ☒ ☒ ☒ ☒ ☒ days this week.



Name _____ Class _____




1 Listen, point, and practice. Trace.





Turn around!





Touch the ground!



Show your shoe!



You're out!



2 Trace and write.

j j j



Goal 45 CD5 06 Toys and Things: Words

I can listen, point, and say the names of five toys.

I listened to CD5 06 ☒ ☒ ☒ ☒ ☒ ☒ ☒ days this week.

Name _____ Class _____



1 Listen, point, and practice. Trace.

bicycle

robot

puzzle

footballs

computer games

stickers

coloring book

toy trucks

dollhouse

puppet

2 Trace and write.

k k k



Goal 46 CD5 07 Toys and Things: Words

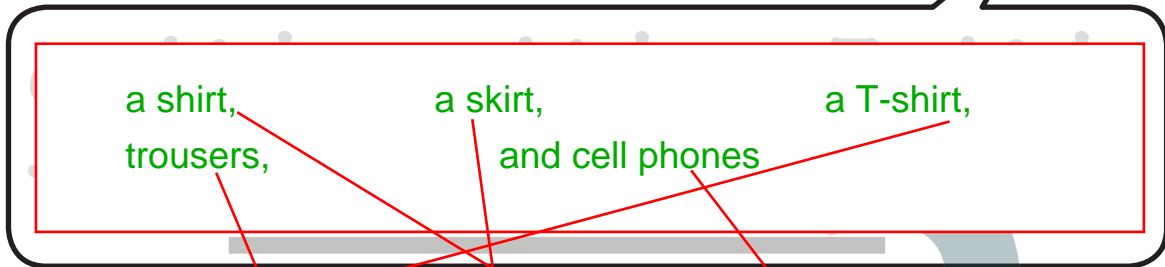


I can say the names of some clothes.

I listened to CD5 07 ☒ ☒ ☒ ☒ ☒ ☒ ☒ days this week.

Name _____ Class _____

1 Listen, point, and practice. Trace.



2 Trace and write.

Tracing lines with a vertical line and a green dot for writing practice.



Goal 47 CD5 08 Toys and Things: Phonics

I can make the sounds of the letters K, L, M, and N and write them.

I listened to CD5 08 ☒ ☒ ☒ ☒ ☒ ☒ ☒ days this week.

Name _____ Class _____




1 Listen, point, and practice. Trace.

K says k, k, kiwi.

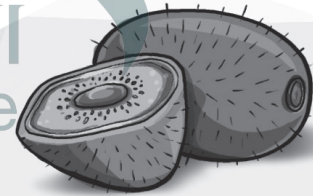
L says l, l, lion

M says m, m, monkey.

N says n, n, nest



K, k, kiwi!



2 Trace and write.



Goal 48 CD5 09 Toys and Things: Phonics



I can count from 1 to 10.

I listened to CD5 09 ☒ ☒ ☒ ☒ ☒ ☒ ☒ days this week.

Name _____ Class _____

1 Listen, point, and practice. Trace and copy.

A B C D E F G

1 2 3 4 5

H I J K L M N

6 7 8 9 10



2 Trace and write.

n n n

Unit 4 Food



Goal 49 CD5 10 Food: Talk Time




I can act out the talks about food with a partner.

I listened to CD5 10 ☒ ☒ ☒ ☒ ☒ ☒ ☒ days this week.

Name _____ Class _____

1 Listen, point, and practice. Trace.

Do you like pizza?



Yes, I like pizza

Do you like macaroni?

No, I don't like macaroni.



2 Trace and write.





Goal 50 CD5 11 Food: Talk Time




I can say two foods that I like.

I listened to CD5 11 ☒ ☒ ☒ ☒ ☒ ☒ ☒ days this week.

Name _____ Class _____

1 Listen, point, and practice. Trace.



2 Trace and write.

p p p



Goal 51

CD5 12

Food: Rhythms and Sounds



I can chant the *Cookie Jar* chant using good rhythm.

I listened to CD5 12 ☒ ☒ ☒ ☒ ☒ ☒ ☒ days this week.

Name _____ Class _____

1 Listen and chant. Trace.

Who took the cookies
from the cookie jar

Labeeb took the **cookies** from the **cookie jar**.

Who, **me**?

Yes, **you**!

Not **me**!

Then **who** took the **cookies**

from the **cookie jar**?



2 Trace and write.

q q q



Goal 52 CD5 13 Food: Rhythms and Sounds

I can say "Who took the cookies from the cookie jar?" three times really fast.

I listened to CD5 13 ☒ ☒ ☒ ☒ ☒ ☒ ☒ days this week.

Name _____ Class _____



1 Listen and practice. Trace.

Who took the cookies
from the cookie jar?

Who took the cookies from the cookie jar?
Who took the cookies from the cookie jar?
Who took the cookies from the cookie jar?



No cookies!



2 Trace and write.

¹ ²
r r r



Goal 53 CD5 14 Food: Words




I can point to and say five kinds of food.


I listened to CD5 14 ☒ ☒ ☒ ☒ ☒ ☒ ☒ days this week.

Name _____ Class _____

1 Listen, point, and practice. Trace.

orange
pizza
soup
kabsa
apple





salad, rice, apricot, sandwich, carrot

2 Trace and write.

S S S



Goal 54 CD5 15 Food: Words



I can count from one to ten and back.

I listened to CD5 15 ☒ ☒ ☒ ☒ ☒ ☒ ☒ days this week.

Name _____ Class _____

1 Listen, point, and practice. Trace.

1	2	3	4	5
6	7	8	9	10
10	9	8	7	6
5	4	3	2	1



One, two, three ...

2 Trace and write.

t t t



Goal 55 CD5 16 Food: Phonics



I can make the sounds of the letters O, P, Q, and R.

I listened to CD5 16 ☒ ☒ ☒ ☒ ☒ ☒ ☒ days this week.

Name _____ Class _____

1 Listen, point, and practice. Trace.

O says o, o, octopus


P says p, p, parrot

Q says q, q, quilt

R says r, r, rabbit



Rrrrrrrabbit!



2 Trace and write.

u u u



Goal 56 CD5 17 Food: Phonics




I can write the letters A to R.

I listened to CD5 17 ☒ ☒ ☒ ☒ ☒ ☒ ☒ days this week.

Name _____ Class _____

- 1 Listen, point, and practice.
Trace and copy.



- 2 Trace and write.

V V V