

KSA Edition
Smart Class 6

H. Q. Mitchell - Marileni Malkogianni

English Language
Elementary Stage
Sixth Elementary Grade
Second Semester

اللغة الإنجليزية
المرحلة الابتدائية
الصف السادس الابتدائي
الفصل الدراسي الثاني

كتاب الطالب

Student's Book

وكتاب التمارين
and Workbook



Published by
mmpublications
إم إم للنشر

طبعة ١٤٤٠ / ١٤٤١ هـ
2019/2020 Edition

Track list for Student's CD/CD-ROM

Track	Module	Activity	Track	Module	Activity
2	1 A chant	Vocabulary	41	3 A chant	Vocabulary
3	1 A chant	1. Listen and say	42	3 A chant	1. Listen and number
4	1 Smart kids	Vocabulary	43	3 Smart kids	Vocabulary
5	1 Smart kids	1. Listen and read	44	3 Smart kids	1. Listen and read
6	1 Our world	Vocabulary	45	3 Our world	Vocabulary
7	1 Our world	1. Listen and read	46	3 Our world	1. Listen and read
8	1 Let's play	Vocabulary	47	3 Let's play	Vocabulary
9	1 Phonics boy - coin	1. Listen and say	48	3 Phonics drink - long - clock	1. Listen and say
10	1 Phonics boy - coin	2. Listen and chant	49	3 Phonics drink - long - clock	2. Listen and chant
11	1 Phonics boy - coin (Workbook)	1. Listen, say and circle	50	3 Phonics drink - long - clock (Workbook)	1. Listen, say and circle
12	1 Story time	Vocabulary	51	3 Story time	Vocabulary
13	1 Story time	1. Listen and read	52	3 Story time	1. Listen and read
14	1 Project	1. Read	53	3 Project	1. Read
15	1 Smart Time 1	Vocabulary	54	3 Smart time 3	Vocabulary
16	1 Smart Time 1	1. Listen and read	55	3 Smart Time 3	1. Listen and read
17	1 Phonics car - horse - brother	1. Listen and say	56	3 Phonics friend - plant	1. Listen and say
18	1 Phonics car - horse - brother	2. Listen and chant	57	3 Phonics friend - plant	2. Listen and chant
19	1 Phonics car - horse - brother (Workbook)	1. Listen, say and circle	58	3 Phonics friend - plant (Workbook)	1. Listen, say and circle
20	1 Phonics revision (Workbook)	1. Listen and say	59	3 Phonics revision (Workbook)	1. Listen and say
21	2 A chant	Vocabulary	60	4 A chant	Vocabulary
22	2 A chant	1. Listen and write	61	4 A chant	1. Listen and match
23	2 Smart kids	Vocabulary	62	4 Smart kids	Vocabulary
24	2 Smart kids	1. Listen and read	63	4 Smart kids	1. Listen and read
25	2 Our world	Vocabulary	64	4 Our world	Vocabulary
26	2 Our world	1. Listen and read	65	4 Our world	1. Listen and read
27	2 Let's play	Vocabulary	66	4 Let's play	Vocabulary
28	2 Let's play	1. Listen and read	67	4 Let's play	1. Listen and read
29	2 Phonics purple - girl	1. Listen and say	68	4 Phonics skirt - scary - square	1. Listen and say
30	2 Phonics purple - girl	2. Listen and chant	69	4 Phonics skirt - scary - square	2. Listen and chant
31	2 Phonics purple - girl (Workbook)	1. Listen, say and circle	70	4 Phonics skirt - scary - square (Workbook)	1. Listen, say and circle
32	2 Story time	1. Listen and read	71	4 Story time	1. Listen and read
33	2 Revision	1. Listen and match	72	4 Project	2. Show and tell
34	2 Project	2. Read	73	4 Smart Time 4	Vocabulary
35	2 Smart Time 2	Vocabulary	74	4 Smart Time 4	1. Listen and read
36	2 Smart Time 2	1. Listen and read	75	4 Phonics night - knee	1. Listen and say
37	2 Phonics computer - Tuesday	1. Listen and say	76	4 Phonics night - knee	2. Listen and chant
38	2 Phonics computer - Tuesday	2. Listen and chant	77	4 Phonics night - knee (Workbook)	1. Listen, say and circle
39	2 Phonics computer - Tuesday (Workbook)	1. Listen, say and circle	78	4 Phonics revision (Workbook)	1. Listen and say
40	2 Phonics revision (Workbook)	1. Listen and say			

Contents

Student's Book

Track list for Student's CD/CD-ROM

1. Out and about 4

2. Where were you yesterday? 18

3. On holiday 32

4. The world around us 46

Phonics

boy - coin
car - horse - brother

purple - girl
computer - Tuesday

drink - long - clock
friend - plant

skirt - scary - square
night - knee

Picture Dictionary 60

Grammar reference 65

Grade Five Objectives 72

Workbook

1. Out and about 74

2. Where were you yesterday? 88

3. On holiday 102

4. The world around us 116

Phonics

boy - coin
car - horse - brother

purple - girl
computer - Tuesday

drink - long - clock
friend - plant

skirt - scary - square
night - knee

Cut-outs 130

Board game 136

1 Out and about

Lesson Link



www.ien.edu.sa

A chant



turn right



turn left



go
straight



cross
the street



stop

1 Listen and say.

On the street



1.

Look to the left, look to the right
Then, look to the left again.

What do you see?

What do you see on the street?

Do you see a car? No, no. Do you see a bike? No, no.

Do you see anything? No, no, no.



2.

Then, **cross the street**,
go straight, **go straight**
Out and about and off to school
Turn right, turn left, but don't be late.
Turn right, **turn left**, but don't be late.

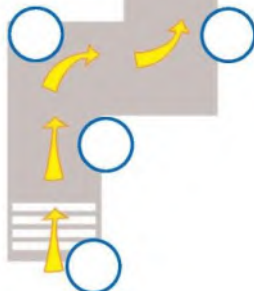


3.



4.

2 Listen again and number 1-4.



Where's
the school?

How do
I get there?

It's next to
the park.

Cross the street...

Look!

- Where's the zoo?
- It's opposite the park.
- How do I get there?
- Go straight. Turn right.
Then, turn left.



next to

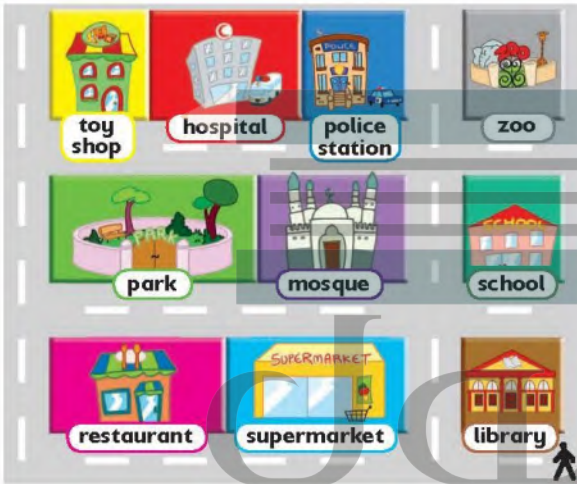


opposite



between

3 Look and give directions. Use the prompts given.



Where's the...?

How do I
get there?

It's next to
/ opposite /
between the...

Go...
Then, turn...

**YOU
ARE
HERE**

4

Play.



Go straight. Stop.
Now turn right.



1

Smart kids



collection



1 Listen and read.

Fatima and Reema are talking about their collections.

This is my stickers collection.



Do you collect stickers?

No... But I collect stamps and coins.



Oh, I like your stamps! How many have you got? 1000?



Do you collect coins?

No, I don't.



What about these coins here?

These are chocolate coins!

Ha, ha!



Look!


100 = one hundred 200 = two hundred 300 = three hundred
400 = four hundred 500 = five hundred 600 = six hundred
700 = seven hundred 800 = eight hundred 900 = nine hundred 1000 = one thousand

2 Read activity 1 and complete.

stickers chocolate collections coins stamps

- Reema and Fatima are talking about their **collections**.
- Fatima has got 400 **stickers**.
- Reema collects **stamps** and **coins**.
- Fatima has got **chocolate** coins.

3 Listen and match.



a. 700

b. 200

c. 500

d. 900

**4 What do you collect? Tick (✓).
Then, ask and answer.**

hats	
dolls	
stamps	
coins	
comics	
teddy bears	
toy cars	
stickers	

What do you collect?

How many have you got?

I collect toy cars.

I have got 100.

1

Our world

Lesson Link



www.ien.edu.sa



throw rubbish in
the rubbish bin



mobile
phone



museum



be quiet



swimming
pool

1 Listen and read. Then match the rules (1-4) to the places (a-d).

Social
Studies

RULES, RULES, RULES!

There are rules everywhere we go. At home, in class and in the places we visit. Here are some rules for different places.

Be quiet.

Listen to him.

Take out your
books and open
them.



Don't wear
shoes.

Turn off your
mobile phones.

Don't eat
or drink.

1

b

Have a shower
before swimming.

Don't run.

3

a

Don't touch.


Don't take
pictures.

2

d



a



b



c

Be quiet.

Don't eat or drink.

Throw rubbish in the rubbish bin.

4

c



d

Look!



Be quiet.



Don't take pictures.

I → me
You → you
He → him
She → her
It → it

We → us
You → you
They → them



Look at them!

الحلول
hulul.online

2 Listen and number (1-5).



a ٤



b ٣



c ١



d ٢



e ٥

3 Look at activity 2 and write. Use don't where necessary.

throw eat turn off take pictures be quiet

a. **Don't eat**

in class.

d. **Turn off**

your mobile phones in the mosque.

b. **Throw**

rubbish in the rubbish bin.

e. **Don't take pictures**

in the museum.

c. **Be quiet**

in the hospital.

4 Look, read and write.

him me them it



1 There they are!
I can see **them**!



2 He's strong!
Look at **him**!



3 I'm talking to you!
Listen to **me**!



4 Oh, the cat's hungry!
Look at **it**!

5 Make your own classroom rules with your partner. Then report to the class.

Classroom rules

Don't run in the classroom.



1

Let's play



It's half past two.
It's two thirty.



It's a quarter to three.
It's two forty-five.



It's a quarter past eleven.
It's eleven fifteen.

1 Listen and read. Then play. Use the cut-outs on page 131.

What's the time?

It's a quarter past four.

Where are you?

I'm at the library.

Phonics

boy - coin

Lesson Link



www.jen.edu.sa

1 Listen and say.

oy



boy



toys

oi



coin



noise

2 Listen and chant.



In the house

The boys have got many toys
But they play with their coins.

The boys play with coins
And they make a lot of noise.

Sit down, boys.
Play only with your toys.
And don't make noise.
Don't make noise!

1

Story time

1 Listen and read.

The secret tunnel

Afaf, Hasna and Sahar are at Afaf's grandmother's house. They are in the attic.

Lesson Link



www.jem.edu.sa





mouse



mice

The tunnel is very dark.

I don't like it here.
Let's go back.

Come on, Sahar.
We're almost
there. Now, turn
right.



Sahar sees something on the floor of
the tunnel.

Ah! Mice!
I hate mice!

Be quiet.



When they open the tunnel door, the children see... Grandmother's garden.

Welcome back, children.
It's a big tunnel, right?

Grandmother?

Do you know
about the tunnel?

Of course I do. Sit down and
have some biscuits. Let me
tell you about the tunnel...



Revision 1

Lesson Link



www.len.edu.sa

1 Look and write.




1. **200** two hundred dolls



2. **1000** One thousand coins



3. **800** Eight hundred stamps



4. **300** Three hundred stickers



5. **700** Seven hundred comics

2 Look, read and write.

don't turn have be throw take



1. **throw** rubbish in the rubbish bin.



2. Don't **take** pictures.



3. **turn** off your mobile phones.



4. **Don't** eat or drink.

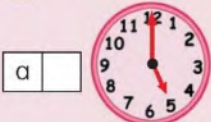


5. **Be** quiet.




6. **Have** a shower before you swim.

3 Listen and number (1-4). Then write the time.



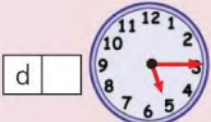
1. It's **Five o'clock**



2. It's **A quarter to four / it's three forty-five**



3. It's **Half past seven**



4. It's **A quarter past five / Its five fifteen**

Project

Lesson Link



حلول
الحلول اون لاين
hulul.online

1 Read about Saud's favourite sport.



My favourite sport is football.
I play football on Mondays
and Wednesdays after
school. We wear T-shirts,
shorts, socks and trainers.
We don't touch the ball with
our hands. We kick the ball or
hit it with our head. We don't
eat before we play.



2 Write about your favourite sport in your notebook. Use the prompts given. Then present it to your class.

My favourite sport is...
I play...
We...

Writing tip

In English, we always put
the subject of a sentence
before the verb.

subject + verb

I play football on Mondays and Wednesdays.

We wear T-shirts.

smart Time 1

Lesson Link



www.icn.edu.sa

بنك
البنك
online



bank

1 Listen and read.

Do you like museums?



The Buraidah Museum is in Qassim, Saudi Arabia. There is a library with 6,000 books about Saudi Arabia, stamps, coins and photos about the history of the KSA. There are also photos of King Abdulaziz. One of his cars is there, too.

Visit the museum from 8:30 in the morning to 12:30 in the afternoon and from 4:30 to 9:30 at night.

The Bank of England Museum is in London, UK. This museum is about the history of the Bank of England. It's over 300 years old. Here, you can see books, paintings, coins and photos. Children can play games there, too.

Visit the museum from Monday to Friday, from 10 in the morning to 5 in the afternoon. Don't take pictures in the museum.



2 Read activity 1 and write **M** for Buraidah Museum, **E** for Bank of England or **B** for Both.

1. There are photos and coins there.

B

2. One of the King's cars is there.

m

3. Children can play games there.

E

4. You can visit this museum at 9:00 in the morning.

M

5. Don't take pictures in this museum.

E

Phonics

car - horse - brother

Lesson Link



www.ism.edu.sa

1 Listen and say.

ar



car



farm

or



horse

40

forty

er



brother



jumper

2 Listen and chant.



Our farm

This is my brother
with the yellow jumper.
He's in our car
With his friend, Ammar.

This is our farm
We've got forty horses,
Camels, goats and cats
And twenty-four ducks.

2

Where were you yesterday?

Lesson Link



www.ien.edu.sa

A chant



at home



shopping
centre



amusement
park



football
field



sports
centre



in the
afternoon



in the evening

1 Listen and write the phrases in red. Then say.



Where were you?

Where were you yesterday?

We were out, we were out

We were out, out all day.

Where were you **in the morning**?

I was at the shopping centre,
at the shopping centre

I was at the shopping centre
yesterday morning.

Where were you **in the afternoon**?

I was at the amusement park
at the amusement park

I was at the amusement park with June.

Where were you **in the evening**?

We were at home, we were at home

We were at home yesterday evening.

In the morning

In the afternoon

In the evening

2 Look at activity 1. Read and complete.

1. The girl was at the shopping centre yesterday **morning**.

2. The girl was at the **Amusement park** yesterday afternoon.

3. The girl was there with her friend **June**.

4. The girls were at **home** yesterday **evening**.

Look!

Where **were** you yesterday?

I **was** at the shopping centre.

Where **was** | he | yesterday?
| she |

He | **was** at the
She | shopping centre.

Where **were** they yesterday?

They **were** at the shopping centre.

3 Read and complete. Use was or were.

1. **Hasna:** Where **were** you yesterday morning?

Sahar: I **was** at the shopping centre with my mother.

2. **Abdullah** **was** at home yesterday evening.

3. The children **were** at the sports centre yesterday afternoon.

4. **Saleh:** Where **was** Karim yesterday?

Saud: He **was** at the football field with Ameen in the morning.

They **were** at home in the afternoon.

4 Ask and answer.

Where were you yesterday evening?

I was at home.

- at school
- at the mosque
- at the park
- at the zoo
- at the library
- at the amusement park
- at the restaurant
- at the toy shop
- at the shopping centre
- at the football field
- at the sports centre

Look!



interesting

Was the computer game boring?

Yes, it was.

No, it wasn't.

Were you at the shopping centre?

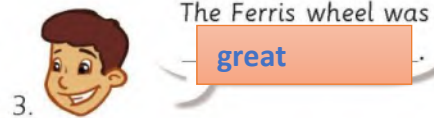
Yes, we were.

No, we weren't.



wasn't = was not

weren't = were not

2 Look at activity 1 and write.



3 Listen and tick (✓).



4 Look at activity 3. Ask and answer.

Was the Ferris wheel scary?

No, it wasn't.
It was boring.



street



noisy



souq



gallery

1 Listen and read. 

Lesson Link
www.len.edu.sa

Social
Studies

A CITY FROM THE PAST

Jeddah



This is a picture of Jeddah in the year 1890. It was very different then. It was a small fishing town. There weren't any shopping centres or big hotels, but there were many souqs.

There were also fishing boats. There weren't cars back then, but there were camels. The streets of Jeddah weren't noisy. They were quiet.



Look!

There **was** a mosque.

There **were** camels.

There **wasn't** a bus.

There **weren't** many cars.

2 What was there in Jeddah in 1890? Read activity 1 and tick (✓).



a ☐



b ☐



c ☐



d ☐



e ☐



f ☐

3 Look at activity 2 and write about Jeddah in 1890.

Use **were** **weren't**

1. There **weren't** any shopping centres.

4. There **weren't** any big hotels.

2. There **were** souqs.

5. There **were** fishing boats.

3. There **were** camels.

4 How was life in your town in the past? Ask and write ✓ or ✗. Then say.

There were cars, but there weren't any shopping centres.

shopping centres	cars	souqs	camels	quiet streets	noisy streets
<input checked="" type="checkbox"/>	<input checked="" type="checkbox"/>	<input checked="" type="checkbox"/>	<input checked="" type="checkbox"/>	<input checked="" type="checkbox"/>	<input checked="" type="checkbox"/>

2

Let's play



Look!

Where were you yesterday? I was at home.
Why? Because I had a headache.

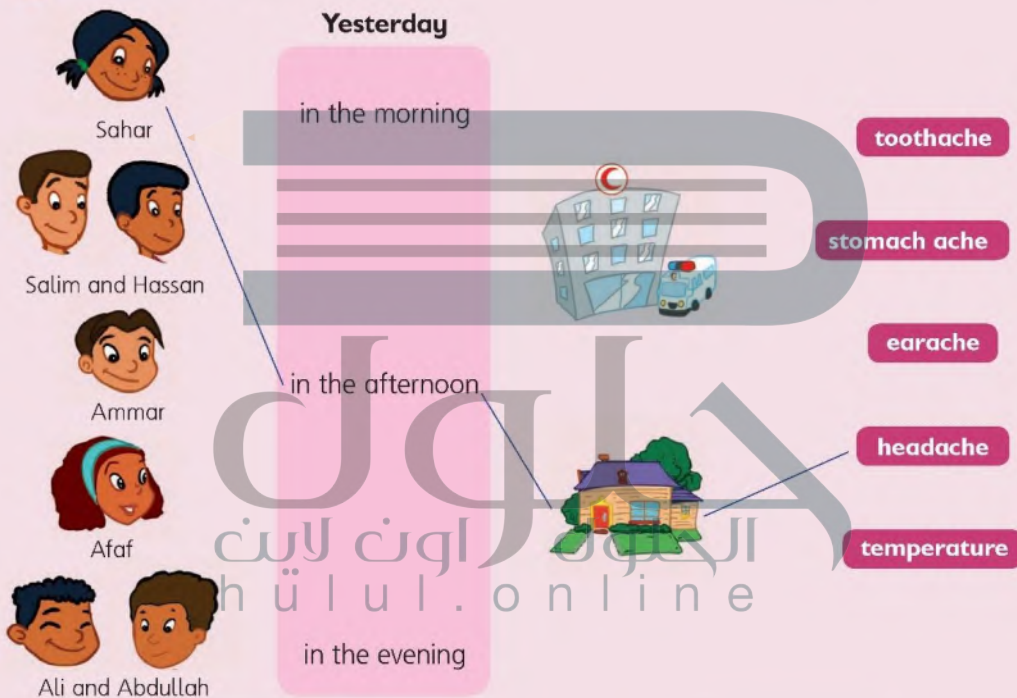
Lesson Link



www.ieu.edu.sa

1 Listen and read. Then play.

Yesterday



Where was Sahar yesterday afternoon?

Why?

In the afternoon, she was at home.

Because she had a headache.

Phonics

purple - girl

Lesson Link



www.jen.edu.sa

1 Listen and say.

ur



purple



nurse

ir



girl



skirt

2 Listen and chant.



The nurse

Look at the girls.
They're playing on the farm.
Ouch! Ouch! Ouch!
My arm, my arm!

Where's the nurse?
Where's the nurse?
She's over there
With the purple skirt.

2

Story time

Lesson Link



www.ien.edu.sa

1 Listen and read.

Where were you on Saturday?

Today is Sunday. The children are at school. They are talking about the weekend.



Where were you on Saturday afternoon, Saud?

On Saturday afternoon, my family and I were at the amusement park.

Was the Ferris wheel scary?

No. It was boring, but the popcorn was great!

Well, I wasn't at the zoo and I wasn't at a fast food restaurant or the amusement park. I was at the playground and later, at hospital.



Be careful next time, Sami.

Yes, Mr Saleh.



1 Listen and match.



1.

Afaf



2.

Karim



3.

Saud



a.



b.



c.



d.



e.

2 Read and complete.

1. **Fatima:** Where (1) were you yesterday morning?

Hasna: I (2) wasn't at home. I (3) was at the amusement park with my family.

2. In 1800 there (4) Weren't any shopping centres in my town. There (5) were only small shops.

3. **Ali:** (6) was the book funny?

Omar: No, it (7) wasn't. It (8) was boring.

4. **Ammar:** (9) were Saud and Saleh at school yesterday?

Karim: No, they (10) Weren't. They (11) were at the sports centre.

3 Answer about yourself. Then ask and answer with a friend.

1. Where were you yesterday afternoon?

I was at the restaurant

2. Was your father at home yesterday morning?

Yes, he was

3. Were your friends at school yesterday?

No they weren't

4. Were you at the park yesterday morning?

No I wasn't

5. Was it Monday yesterday?

Yes, he was



Project

1 Make a diary.



- 1 Write the days of the weekend on two pieces of paper.



- 2 Glue the papers on card and use a hole-puncher to make holes.



- 3 Use two pieces of string to tie your diary up.

2 Read about Ali's diary.



My diary

On Friday morning, I was at the shopping centre with my mother and my sister. It was very noisy.

On Friday afternoon, I was at the zoo with my father and my friend, Jameel. There were wolves, lions and other animals.

On Saturday morning, I was at the amusement park. The Ferris wheel was so scary!

On Saturday evening, I was at a restaurant. The pasta was delicious!

3 Draw and write in your diary. Answer the questions given. Then present it to the class.

- Where were you on Friday / Saturday morning / afternoon / evening?
- Who were you with?
- What was there?
- How was it?

Writing tip

Intensifiers **very**, **so**

Intensifiers are used to emphasise another adjective or adverb.

It was **very** noisy.

The Ferris wheel was **so** scary!



lake



palm tree

1 Listen and read.

Yesterday morning, I was at **Salam Park** in Riyadh with my father and my friend, Sami. It was great! It was sunny and there were many people at the park. There was a mosque, a big lake and many palm trees! There were restaurants, too. There was a great playground, a train ride and horses! There were many children at the park. They were very happy!



Saleh



Jim



Chester Zoo is in the UK. I was there on Thursday afternoon with my family! There were elephants, bears, lions, zebras, monkeys, parrots, snakes, crocodiles and other animals! There weren't any cows or sheep. There were restaurants in Chester Zoo. There was also a shop with toys, books and interesting DVDs about animals.



2 Read activity 1 and write S for Salam Park, C for Chester Zoo or B for Both.

- There was a mosque and palm trees.
- There were elephants and crocodiles.
- There were restaurants.
- There was a playground.
- There was a shop with toys, books and DVDs.

S	<input type="checkbox"/>
C	<input type="checkbox"/>
B	<input type="checkbox"/>
S	<input type="checkbox"/>
C	<input type="checkbox"/>

Phonics

computer - Tuesday

Lesson Link



www.ien.edu.sa

1 Listen and say.

u




computer



uniform

ue



Tuesday



barbecue

2 Listen and chant.



Barbecue day

Mother! Mother!
Where's my uniform?
It's in your room
In front of your computer.



Hurray, hurray!
It's Tuesday today!
Tuesday, Tuesday
Is barbecue day!

3 On holiday

Lesson Link



www.ien.edu.sa

A chant



island



sea



sun



boat



pack



sail

1 Listen and number (1-4). Then say.

a



The holiday

There we were, there we were,
We were on the island again
On holiday.

c



We packed our bags
And jumped on a plane
In just two hours
We were there again.

b



We walked on the beach
And played in the sun
We sailed a boat
It was a lot of fun!

d



2 Read activity 1 and complete.


bags boat island plane beach sun


- The family was on the **island**.
- The boys packed their **bags** and jumped on a **plane**.
- They walked on the **beach** and played in the **sun**.
- They sailed a **boat**.

Look!

We packed our bags.

3 Look, read and complete. Use the Past Simple.

1.  Saleh **brushed** (brush) his teeth after lunch.

2.  The children **played** (play) football on Saturday.

3.  Sahar **walked** (walk) to school.

4.  The girls **watered** (water) the plants.

4 Draw and say. 

play on the beach
play with friends
listen to the radio
watch TV
climb a tree
sail a boat

On my holiday,
I played on the beach.

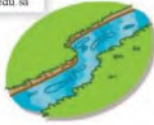




forest



pick flowers



river



make a fire



catch a fish

1 Listen and read.

Hi, Fatima. What did you do at the weekend?

My family and I went to the forest. We had a lot of fun. Our father took pictures. Look!

I caught a big fish. My brother, Omar, swam in the river.

Our father made a fire and my mother cooked the fish. We ate the fish for lunch. It was delicious!

Then, Omar and I picked flowers. They were beautiful. But then, we saw a lot of bees and...

Oh! Poor Omar!



Look!

What did you do at the weekend? I went to the forest.

go → **went** catch → **caught**
have → **had** make → **made**
take → **took** eat → **ate**
swim → **swam** see → **saw**

2 Read activity 1 and write.

Fatima Omar Their father Their mother

1. **Their father** took pictures.
2. **Omar** swam in the river.
3. **Fatima** caught a big fish.
4. **Their mother** cooked the fish.
Fatima and **Omar** d flowers.

3 Listen and tick (✓). What did the children do?

4 Ask and answer.



a ☒

b ☐



a ☐

b ☒



a ☒

b ☐

Me	My friend

What did you do at the weekend?

I went to the swimming pool.



3

Our world

Lesson Link



www.ien.edu.sa



open



closed



find



buy postcards



look at the stars

1 Listen and read the letter.



Dear Fatima,

How are you? I'm on holiday in Australia with my family.

Today was a great day. It was sunny and hot. In the morning, I went to the beach. There was a shark in the water! I didn't swim, but I found a pretty shell.

In the afternoon, my father took us to the museum, but it was closed, so we didn't go in. We went to the shopping centre and bought postcards.

At night, we walked on the beach and looked at the stars. They were beautiful!

Where are you now?
Write back to me!

Love,
Sahar

الحلول
hulul.online



Look!

I
He
They

didn't swim.

didn't = did not

find - found
buy - bought

2 What did Sahar do today? Read activity 1 and tick (✓).



1 ☐



2 ☐



3 ☐



4 ☒



5 ☒



6 ☒



7 ☒




8 ☐

3 Look at activity 1 and say what Sahar did / didn't do.

Sahar didn't swim.
She found a pretty shell.

Sahar bought postcards. she didn't buy clothes.

Sahar didn't go in the museum. she went to the shopping Centre



3

Let's play

Lesson Link



www.ien.edu.sa



desert



picnic

الحلول
hulul.online

- Listen and read.
Then play. Use the
cut-outs on page 133.



Look!

Did	you	swim?	Yes,	I	did.
	he		No,	he	didn't.
	she			she	
	they			they	

Is he a boy?

Did he go to the beach?

Yes.

Yes, he did.

Did he go windsurfing?

Yes, he did.

He's Karim.

Yes, that's right.



Phonics

drink - long - clock

1 Listen and say.

nk



drink



bank



long

ng



boring

ck



clock



kick

2 Listen and chant.



A boring day

It's five o'clock.
It's a boring day.
Let's drink some juice
And play with Bruce.

Kick the ball, kick the ball
Oh, no, Bruce!
Oh, no, Bruce!
My juice! My juice!



3

Story time

Lesson Link



www.ien.edu.sa

The cub

1 Listen and read.

In January, Jameel and Saud went on a winter holiday with their parents. It was very cold and Jameel was hungry all the time.



One day, Jameel and Saud found a cave in the mountains. It was very big.



But it wasn't big. In the cave there was a small cub.





mountain



cub



vet



cave

The children went to the vet.



Jameel and Saud listened to the vet.
The cub was quiet.



The children took the cub back
to the cave.



The mother bear came, picked up the cub
and took it into the cave. The children
were very happy.



Revision 3

1 Listen and write T for True and F for False.

1. a. Afaf went to the Blue Mountains.
b. Afaf went to Rocky Island.
2. a. Afaf went to Pinewood Forest.
b. Afaf swam in the river.
3. a. Afaf found a big shell.
b. Afaf's father caught a fish.

f

t

t

f

t

f

2 Write the past tense of the verbs.

1. catch
2. pack
3. take
4. see
5. swim
6. sail
7. be
8. eat

٢- packed

٣- took

٤- saw

٥- swam

٦- sailed

٧- were/^- ate

Lesson Link



www.ien.edu.sa

3 What did you do on your last holiday? Look and tick (✓). Then ask and answer.

Did you walk on the beach?

No, I didn't.

	You	Friend 1	Friend 2
 walk on the beach			
 sail a boat			
 swim			
 take pictures			
 eat fish			

4 Write three things you did on your last holiday.

١- I swam in the sea

٢- I took pictures

٣- I ate fish

Project

Lesson Link



www.ien.edu.sa

1 Read Hassan's letter. What is it about?

Dear Omar,

How are you? I came back from my holiday yesterday.

Last month, I went to Malaysia with my father, my mother and my sister. It was hot and sunny. I had a great time because I was on the beach all day. I swam and sailed a boat. Then, I took a lot of pictures. I didn't buy any postcards, but I bought a big hat. It was great!

Where are you now? Write back to me!

Bye for now,
Hassan



2 Write about your holiday to a friend in the space provided in the Workbook on page 111. Answer the questions given. Use **Then, and, but, because.**

When did you go?
Where did you go?
Who was with you?

What did you do?
Did you like it?

Writing tip

We use **and** to talk about the same ideas.

We use **but** to talk about different ideas.

We use **because** to say why.

It was hot **and** sunny.

I didn't buy any postcards, **but** I bought a big hat.

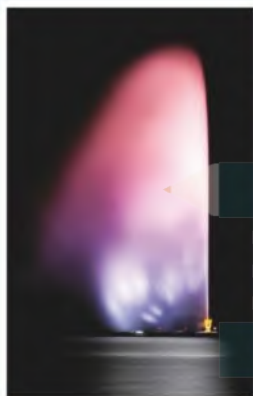
I had a great time **because** I was on the beach all day.



fountain

1 Listen and read.

Holiday destinations



Jeddah is in Saudi Arabia. There are so many places you can visit in Jeddah! For example, the Floating Mosque on the Red Sea. Jeddah has got beautiful beaches, but also many museums. There is the Naseef House and King Abdulaziz Palace, a very interesting museum. There is also King Fahd's Fountain. There are many markets and restaurants in Jeddah. Saudi food is delicious!



Dubai is in the United Arab Emirates. In Dubai, you can visit the Burj Khalifa building! On the top, there is a restaurant and you can see the city from there! It's great and it has got delicious food! You can visit the Dubai Museum and Ski Dubai, too. It's a place for skiing and shopping. There is also the Dubai Mall, a shopping centre with 1,200 shops! It is great!



2 Read activity 1 and complete

- The Floating **mosque** is on the Red Sea.
- On the top of the Burj Khalifa building, there is a **restaurant**.
- King Abdulaziz Palace is a very interesting **museum**.
- Ski Dubai is a place for skiing and **shopping**.
- Saudi food is **delicious**.

Phonics

friend - plant

Lesson Link



www.ien.edu.sa

1 Listen and say.

nd



friend



blond

nt



plant



tent

2 Listen and chant.



Tom and I

This is my friend.
His name is Tom.
I've got brown hair,
But Tom is blond.

Tom bought a tent
For his brother Fred,
And I bought a plant
For my aunt!

4

The world around us

A chant



cheetah



mouse



mice



rat



giraffe



strong



fast



slow

1 Listen and match. Then say.



a.



The world has got many animals

The world has got many animals,
Big, small, thin and tall.
The world has got many animals.
Do you know them all?

b.



Lions are strong, but tigers are stronger.
Horses are fast, but cheetahs are faster.

c.



Giraffes are taller than zebras
And mice are smaller than rats.
Hippos are shorter than elephants
And crocodiles are bigger than cats.

d.



f.



e.



2 Read activity 1 and write T for True or F for False.

- Lions are stronger than tigers.
- Cheetahs are faster than horses.
- Giraffes are taller than zebras.
- Rats are smaller than mice.
- Elephants are shorter than hippos.
- Crocodiles are bigger than cats.

F

T

T

F

F

T

Look!

Tigers are stronger **than** lions.



strong – stronger



big – bigger



thin – thinner

fat – fatter

3 Read and complete.

1.  /  Cheetahs are **faster than** (fast) zebras.

2.  /  Hippos are **Slower than** (slow) wolves.

3.  /  Tigers are **stronger than** (strong) lions.

4.  /  Giraffes are **taller than** (tall) elephants.

5.  /  Crocodiles are **bigger than** (big) cats.

4 Choose and say.

cheetah camel rat
horse bird duck parrot
elephant rabbit cat lion
tiger giraffe zebra hippo
crocodile snake wolf

strong fast big small
thin fat tall short slow

Giraffes are taller
than zebras.



1 Listen and read.



angry



whale



dolphin



shark

Jameel, can you help me with my project? You're better than I am at Science.



What's the project about?

It's about sea animals.



Lesson Link



www.ien.edu.sa


This is a blue whale. Blue whales are bigger than elephants.



That's an orca. It's not only a whale. It's a dolphin, too.



This dolphin is scary.



That's a blue shark, Ahmed. Sharks are scarier than dolphins.

Good job, Ahmed.

Thank you, Mr Hassan.



And thank you, Jameel.



Science



heavy

Look!

good - **better** pretty - prettier angry - **angrier**
ugly - **uglier** scary - **scarier** heavy - **heavier**

2 Read activity 1 and choose **T** for True and **F** for False.

1. Jameel has a Science project for school. **T** **F**
2. The project is about sea animals. **T** **F**
3. Elephants are smaller than blue whales. **T** **F**
4. The shark is scary. **T** **F**
5. Ahmed's teacher doesn't like his project. **T** **F**

3 Listen and tick (✓).

1. Who's Karim?



a ☒ b ☐

2. Who's Jameel?



a ☒ b ☐

3. Who's Rory?



a ☐ b ☒



b ☒

4 Look at your classmates, ask and answer. Use the adjectives in the box.

tall happy short thin long big small strong



Salim is taller than Ali.



Salim



Ali



planet



around



close

far

1 Listen and read.

Lesson Link



www.len.edu.sa

Science

The Solar System

There are eight planets in our solar system:

Mercury, Venus, Earth, Mars, Jupiter, Saturn, Uranus and Neptune.

The sun is at the centre of our solar system. It is a star and all the planets go around it.

Earth is our planet. Mercury is the closest planet to the sun. It's also the smallest planet. Mercury is very hot, but the hottest planet is Venus.

Saturn, Uranus and Neptune are the coldest planets. Neptune is also the farthest planet from the sun. Saturn, Uranus and Neptune are very big, but Jupiter is the biggest planet of all.



Look!

Venus is **the hottest** planet.

hot – hotter – **the hottest**

far – farther/further – **the farthest/furthest**

good – better – **the best**

2 Read activity 1 and answer.

1. How many planets are there in our solar system?

There are eight planets

2. Is the sun a planet?

No it isn't. It's a star

3. Is Mercury the smallest planet?

Yes. It is

4. Is Venus hotter than Mercury?


Yes. It is

5. Are Venus and Earth the coldest planets?

No. they aren't. Saturn. Uranus and Neptune are

6. Is Jupiter the biggest planet?

Yes. It is



3 Play.

It's the smallest planet.

Mercury.

That's right.





travel



book a hotel



ticket



camera

Look!

Where **are you going to** travel to?
I'm **going to** travel to the KSA.
I'm **not going to** travel to Egypt.

I'm going to buy a ticket.
Then, I'm going to book a hotel.

Lesson Link



www.ictn.edu.sa

1 Listen, read and answer the questions.**Ameer's trip**

Ameer is going to travel to the KSA on Saturday.

- On Monday morning, he's going to buy his ticket. Then, he's going to book a hotel.
- On Friday, he's going to pack his bags.
- On Sunday, he's going to visit some museums. Then, he's going to take pictures.
- On Monday, he's going to buy souvenirs.

1. Where is Ameer going to travel to?

He's going to travel to the KAS

Before the trip

2. What is he going to do on Monday?

He's going to buy his ticket. Then, he's going to book a hotel

3. What is he going to do on Friday?

He's going to pack his bags

During the trip

4. What is he going to do on Sunday?

He's going to visit some museums

5. What is he going to do on Monday?

Then he's going to take pictures

6. What is he going to do on Monday?

He's going to buy souvenirs

2 Choose and say with your partner. Use the prompts in the box and your ideas.**Before the trip**

- buy / ticket
- book / hotel
- buy / camera
- pack / things
- clean / house, etc.

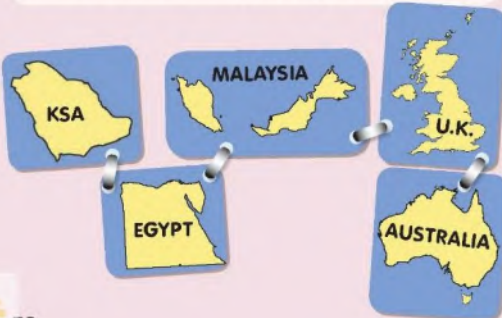
During the trip

- buy souvenirs
- go / gallery
- visit / museum
- go / beach
- buy / clothes, etc.

Where are you going to travel to?

I'm going to travel to the KSA. I'm going to buy a ticket.

Then, ...





Phonics

skirt - scary - square

1 Listen and say.

sk



skirt



skateboard

sc



scary



scarf

squ



square



squirrel

2 Listen and chant.



At the park

Saud and his sister
Are at the park
She's wearing a skirt
He's wearing a scarf.



He's got a skateboard
With blue squares

Look! A squirrel!
It is cute
It's not scary
It's eating fruit.

1 Listen and read.

THE BOARD GAME





Revision 4

Lesson Link




www.ien.edu.sa

1 Listen and number (1-4).



a ٤



b ٢



c ٣



d ١

2 Look and write the comparative or superlative form.



1. The tiger is **bigger** (big) than the cat.

2. The horse is **heavier** (heavy) than the rabbit.

The elephant is the **heaviest** (heavy) of the three.



3. Saud is the **fastest** (fast).

4. Saleh is a **better** (good) student than Omar.

Ali is the **best** (good) student.



5. Jane is **taller** (tall) than Reema.



3 Read, look and write the letters (a-f).



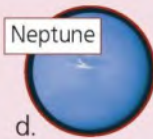
a.



b.



c.



d.



e.



f.

1 **a** It's the biggest planet.

2 **d** It's the furthest planet from the sun.

3 **e** It's the hottest planet.

4 **b** It's the smallest planet.

c - f - d They're the coldest planets.

Project

Lesson Link



www.ien.edu.sa

1 Make a solar system mobile.



1 Draw the lines on a piece of card.



2 Draw the planets on coloured pieces of card.



3 Cut the planets out.

2 Show and tell.

There are eight planets in our solar system. Jupiter is the biggest planet.



4 Use pieces of string to tie the planets up.





falcon



spots



hunt



beak



sharp

1 Listen and read.

Lesson Link



www.ien.edu.sa

A • N • I • M • A • L • S

The falcon lives in the Middle East and many other places. Falcons are thin birds and they have got small heads and blue-grey wings. Their wings are very long-about 1m long. Their eyes are big and black and they can see very well. Their beaks are sharp and they eat small birds and small animals like ducks and mice. Falcons are the fastest of all birds.



Cheetahs live in Africa. They are thin and not very big animals. They are yellow with black spots and they have got long legs. They hunt early in the morning because they can't see very well at night. They can't climb trees and they drink water every 3-4 days. Cheetahs are the fastest animals in the world. They can run at about 100km per hour.

2 Look at activity 1 and write T for True or F for False.

- The falcon eats small animals. **T** ☐
- The falcon has got short wings. **F** ☐
- Cheetahs are black with yellow spots. **F** ☐
- Cheetahs can't see well at night. **T** ☐
- Cheetahs are the fastest animals in the world. **T** ☐

Phonics

night - knee

Lesson Link



www.ien.edu.sa

1 Listen and say.

gh



night



straight

k



knee



knife

2 Listen and chant.



My cat

At night, at night
I sit with my cat, Kate.
It's small and cute.
Its tail is long and straight.

Come Kate, come Kate
Come sit on my knee.
Let's sit together
Just you and me.



Picture Dictionary

Actions



throw rubbish in
the rubbish bin



pack



sail



pick flowers



travel



book a hotel



catch a fish



make a fire



find



buy postcards



look at the stars



hunt

Directions and prepositions



turn right



turn left



go straight



cross the street



stop



next to



opposite



between

Adjectives



funny



scary



interesting



boring



delicious



great



noisy



open



closed



strong



fast



angry



close



far



slow



heavy

Animals



mouse



mice



whale



dolphin



shark



cheetah



rat



giraffe



Picture Dictionary

Time



It's half past two.
It's two thirty.



It's a quarter to three.
It's two forty-five.



It's a quarter past eleven.
It's eleven fifteen.

Numbers

100

one hundred

200

two hundred

300

three hundred

400

four hundred

500

five hundred

600

six hundred

700

seven hundred

800

eight hundred

900

nine hundred

1000

one thousand

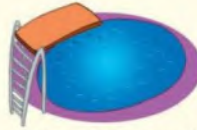
Places



museum



shopping centre



swimming pool



souq



at home



amusement park



football field



sports centre



gallery



bank

The world around us



fountain



river



island



sea



sun



planet



desert



forest



lake



palm tree



cave



mountain



Picture Dictionary

Various



nurse



mobile phone



uniform



coin



be quiet



in the afternoon



in the evening



Ferris wheel



boat



picnic



noise



Science



around



ticket



camera



barbecue



night



square



scarf



spots



squirrel



knee



tent



knife



popcorn



falcon



sharp



beak



collection



vet



cub

coins

COLLECT



stamps



comics



stickers

Grammar reference

1 Out and about

Where's...? Prepositions of place

Where's **the** library?

- It's **next to** the mosque.
- It's **opposite** the supermarket.
- It's **between** the mosque and the toy shop.

The mosque is **next to** the library.



Asking for and giving directions

Where's the hospital?

It's **between** the toy shop and the police station.

How do I get there?

First, **go straight**. **Turn right** and then, **turn left**.

Numbers

100 = one hundred

600 = six hundred

200 = two hundred

700 = seven hundred

300 = three hundred

800 = eight hundred

400 = four hundred

900 = nine hundred

500 = five hundred

1000 = one thousand

Imperatives

Affirmative	Negative
Be quiet.	Don't talk.
Turn off your mobile phones.	Don't take pictures.
Sit down.	Don't eat or drink.

Subject personal pronouns		Object pronouns
I	→	me
You	→	you
He	→	him
She	→	her
It	→	it
We	→	us
You	→	you
They	→	them

We use **Subject pronouns** (I, You, He ...) as subjects of sentences, e.g. **We** listened to the teacher.

We use **Object pronouns** (me, you, him ...) as objects of sentences, e.g. We listened to **him**.

Time



It's seven o'clock.



It's half past six. /
It's six thirty.



It's a quarter to eleven. /
It's ten forty-five.



It's a quarter past twelve. /
It's twelve fifteen.

2 Where were you yesterday?

Past Simple of the verb **be**

Past Simple of the verb be				
Affirmative	Negative		Questions	Short Answers
	Full forms	Short forms		
I was	I was not	I wasn't	Was I?	Yes, you were. / No, you weren't.
You were	You were not	You weren't	Were you?	Yes, I was. / No, I wasn't.
He was	He was not	He wasn't	Was he?	Yes, he was. / No, he wasn't.
She was	She was not	She wasn't	Was she?	Yes, she was. / No, she wasn't.
It was	It was not	It wasn't	Was it?	Yes, it was. / No, it wasn't.
We were	We were not	We weren't	Were we?	Yes, you were. / No, you weren't.
You were	You were not	You weren't	Were you?	Yes, we were. / No, we weren't.
They were	They were not	They weren't	Were they?	Yes, they were. / No, they weren't.

Time Expressions

yesterday,
last night/week/month/year/Monday, etc.

We use the Past Simple to talk about things that happened in the past.

Where were you yesterday /
on Saturday morning?

How was it?

Was the Ferris
wheel scary?

I was at the
amusement park.

It was great!

No, it wasn't.

There was/were

There was is the Past Simple of **There is** and **There were** is the Past Simple of **There are**.

There was a mosque in my town.

There were cars in my town.

There wasn't a shopping centre in my town.

There weren't any hotels in my town.

Was there a shopping centre in your town? **Yes, there was.** / **No, there wasn't.**

Were there buses in your town? **Yes, there were.** / **No, there weren't.**

3 On holiday

Past Simple of regular verbs

Affirmative	Negative		Questions	Short Answers
	Full forms	Short forms		
I played.	I did not play.	I didn't play.	Did I play?	Yes, you did. / No, you didn't.
You played.	You did not play.	You didn't play.	Did you play?	Yes, I did. / No, I didn't.
He played.	He did not play.	He didn't play.	Did he play?	Yes, he did. / No, he didn't.
She played.	She did not play.	She didn't play.	Did she play?	Yes, she did. / No, she didn't.
It played.	It did not play.	It didn't play.	Did it play?	Yes, it did. / No, it didn't.
We played.	We did not play.	We didn't play.	Did we play?	Yes, you did. / No, you didn't.
You played.	You did not play.	You didn't play.	Did you play?	Yes, we did. / No, we didn't.
They played.	They did not play.	They didn't play.	Did they play?	Yes, they did. / No, they didn't.

Formation of the Past Tense

• most verbs take -ed	walk-walked
• verbs ending in -e take -d	dive-dived
• verbs ending in consonant + y take -ied	cry-cried BUT play-played
• verbs with one syllable ending in one vowel + one consonant double the consonant before the -ed	stop-stopped
• verbs with two or more syllables ending in a stressed vowel + one consonant double the consonant before the -ed	prefer-preferred BUT answer-answered
• verbs ending in one vowel + I double the -l before the -ed	travel-travelled BUT sail-sailed

Past Simple -ed endings

If the base verb ends in one of the sounds /t/ or /d/, then it's pronounced /ɪd/ (visit – visited, need – needed).

If the base form ends in one of the sounds /p/, /t/, /s/, /ʃ/, /tʃ/, /k/, then it's pronounced /t/ (wash – washed, kick – kicked).

If the base form ends in one of all the other sounds, e.g. /v/, /l/, /r/, etc, then it's pronounced /d/ (sail – sailed, climb – climbed, rain – rained).

Past Simple of irregular verbs

Irregular verbs don't take **-ed** in the Past Simple.

Affirmative	Negative	Questions
I went.	I didn't go.	Did I go?
You went.	You didn't go.	Did you go?
He/She/It went.	He/She/It didn't go.	Did he/she/it go?
We/You/They went.	We/You/They didn't go.	Did we/you/they go?

4 The world around us

Comparatives and Superlatives

- We use the **comparative** of adjectives when we compare two people, animals or things.
- We use the **superlative** of adjectives when we compare one person, animal or thing with several of the same kind.

Comparative: adjective + **-er** Ali is **taller** **than** Omar.

Superlative: adjective + **-est** Ali is **the tallest** in his class.

all one-syllable and most two-syllable adjectives take -er/-est	fast-faster-fastest clever-cleverer-cleverest
one-syllable adjectives in -e take -r/-st	nice-nicer-nicest
one-syllable adjectives ending in one vowel + one consonant double the consonant before the -er/-est	hot-hotter-hottest
adjectives ending in consonant + y take -ier/-iest	pretty-prettier-prettiest

Positive	Comparative	Superlative
good	better	best
far	farther/further	farthest/furthest

Future going to

Affirmative		Negative	
Full forms	Short forms	Full forms	Short forms
I am going to work.	I'm going to work.	I am not going to work.	I'm not going to work.
You are going to work.	You're going to work.	You are not going to work.	You aren't going to work.
He is going to work.	He's going to work.	He is not going to work.	He isn't going to work.
She is going to work.	She's going to work.	She is not going to work.	She isn't going to work.
It is going to work.	It's going to work.	It is not going to work.	It isn't going to work.
We are going to work.	We're going to work.	We are not going to work.	We aren't going to work.
You are going to work.	You're going to work.	You are not going to work.	You aren't going to work.
They are going to work.	They're going to work.	They are not going to work.	They aren't going to work.

Questions	Short Answers
Am I going to work?	Yes, you are. / No, you aren't.
Are you going to work?	Yes, I am. / No, I'm not.
Is he going to work?	Yes, he is. / No, he isn't.
Is she going to work?	Yes, she is. / No, she isn't.
Is it going to work?	Yes, it is. / No, it isn't.
Are we going to work?	Yes, you are. / No, you aren't.
Are you going to work?	Yes, we are. / No, we aren't.
Are they going to work?	Yes, they are. / No, they aren't.

We use the future **going to** to express future plans.
Ameer is **going to** buy a car next week.

Time Expressions

tomorrow, tonight
next week/month/Monday, etc.
in an hour/two hours/a week, etc.
the day after tomorrow
soon





Notes




حلول
الجلول اون لاين
hulul.online





الحد الأدنى	By the end of grade six students will be able to:	Session			
		الأسبوع 1 st	الأسبوع 2 nd	الأسبوع 3 rd	الأسبوع 4 th
x	Recognise and produce the consonant sound /t/: (ph /t/ as in "photo", gh /t/ as in "laugh").	✓			17/6
x	Recognise and differentiate between the endings of third person singular Present Simple: (/s/ as in "walks", /z/ as in "reads", /ɪz/ as in "teaches").	✓			27/6
x	Recognise and produce long vowels: ea /i:/ as in "teacher", ee /i:/ as in "tree", /a:/ as in "rice", /a:/ as in "pie", /e:/ as in "play", /e:/ as in "train".	✓			37/6
x	Recognise and produce some English digraphs (oa /aʊ/ as in "goat" and ow /aʊ/ as in "yellow", ou /aʊ/ as in "mouth" and ow /aʊ/ as in "brown" ow /aʊ/ as in "window" and ow /aʊ/ as in "town", /eə/ ere as in "where", air as in "hair" and ear as in "wear").		✓		47/6
x	Recognise and produce some English digraphs (/ɔ:/ as in "oil" and "toy").			✓	57/6
x	Recognise and produce long vowels and the schwa sound: (/ɑ:/ as in "car", /ɔ:/ as in "forty", /ə/ as in "brother").			✓	67/6
x	Recognise and produce long vowels: (/ju:/ as in "huge" and as in "barbecue", /ɜ:/ as in "purse" and as in "bird").			✓	77/6
	Recognise and produce consonant endings: (/ŋk/ as in "bank", /tʃ/ as in "spring", /k/ as in "clock", /nd/ as in "sand", /nt/ as in "tent").				✓ 87/6
	Recognise and produce the consonant blend: (/sk/ as in "skate, scarf and square").				✓ 97/6
x	Recognise the silent gh as in "night" and the silent k as in "knee".				✓ 107/6
x	Ask questions using What, Who, Where, Why, Whose.	✓	✓		117/6
x	Identify countable and uncountable nouns (some - any) and ask and answer about quantity using <i>How much</i> and <i>How many</i> .		✓		127/6
x	Identify and talk about family and friends using the verb <i>to be</i> (Affirmative, Negative, Questions, Short Answers), the verb <i>to have</i> and possessive adjectives, <i>can/can't</i> .	✓			137/6
x	Tell the time (o' clock, half past, a quarter to, a quarter past).			✓	147/6
x	Talk about everyday activities using the Present Simple (Affirmative - Questions - Short answers - Negative) and adverbs of frequency (always, sometimes, never).	✓			157/6
x	Talk about occupations.	✓			167/6
x	Talk about activities happening at the moment of speaking using the Present Progressive (Affirmative - Negative - Questions - Short answers).	✓			177/6
x	Talk about sports and household chores.	✓			187/6
x	Describe location (on, in, under, next to, between, opposite, in front of, behind).		✓		197/6
x	Talk about possession using possessive pronouns (mine, yours, his, hers), <i>Whose</i> and the Possessive Case ('s).		✓		207/6
x	Talk about different items in a house using <i>There is / There are</i> .		✓		217/6
x	Identify and talk about food.		✓		227/6
	Order at a restaurant using <i>I'd like</i> .		✓		237/6
	Give directions.			✓	247/6
x	Talk about rules using the imperative.			✓	257/6
	Use subject and object personal pronouns (I, you, he, etc. / me, you, him, etc.).			✓	267/6
x	Identify places in a town using the Past Simple of the verb <i>to be</i> .			✓	277/6
x	Talk about the different times of the day (in the afternoon, in the evening).			✓	287/6
	Use prepositions of time (in, on, before, at, after).			✓	297/6
x	Talk about the past and describe past experiences using the Past Simple of the verb <i>to be</i> and <i>There was / There were / There wasn't / There weren't</i> .			✓	307/6
	Talk about past activities and events (Past Simple of regular and irregular verbs).			✓	317/6
	Make comparisons, e.g. people, animals, using the comparative and superlative form.			✓	327/6
	Talk about future plans using <i>going to</i> .			✓	337/6
	Use conjunctions (because, and, but).			✓	347/6
	Use intensifiers (so, very).			✓	357/6
x	Follow a simple text while listening to the audio recording.	✓	✓	✓	367/6
	Understand the main idea and/or basic information in short monologues or dialogues.	✓	✓	✓	377/6
x	Read and count cardinal numbers to 1000.			✓	387/6
x	Read and comprehend simple sentences and simple texts.	✓	✓	✓	397/6
x	Read simple illustrated stories.	✓	✓	✓	407/6
x	Recognise basic rules of punctuation.	✓			417/6
	Understand the main idea and specific information in short simple texts.	✓	✓	✓	427/6
	Associate verbal with visual information.		✓	✓	437/6
x	Apply basic rules of punctuation (e.g. use capital letters, full stops, question marks, exclamation marks).	✓			447/6
x	Write short simple words/phrases to complete a paragraph.	✓		✓	457/6
x	Write simple sentences to convey personal information.	✓	✓	✓	467/6
x	Write short answers to simple questions.	✓	✓	✓	477/6
x	Use the definite and indefinite article (a/an/the).		✓		487/6
	Link ideas with <i>and</i> , <i>then</i> .			✓	497/6

Workbook



1 Out and about









Name _____

Class _____

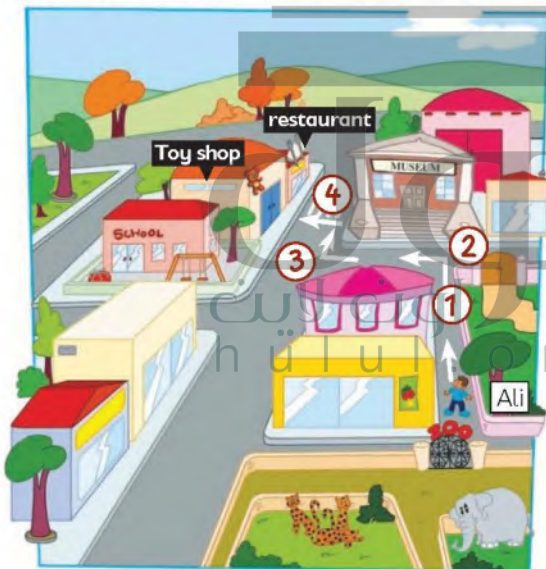
A chant

1 Look and write.

turn right between turn left go straight
opposite cross the street stop next to

- | | | | |
|--|-------------|--|------------------|
| 1.  | Turn left | 5.  | Turn right |
| 2.  | stop | 6.  | Cross the street |
| 3.  | Go straight | 7.  | opposite |
| 4.  | Next to | 8.  | between |

2 Help Ali go to the toy shop.



Where's the toy shop?

It's the **between** **restaurant** and the

How do I get there?

school

- | | |
|----|------------------|
| 1. | Go straight |
| 2. | Turn left |
| 3. | Turn right |
| 4. | Cross the street |

3 Listen and circle a, b, c or d. Which is Hasna's house?



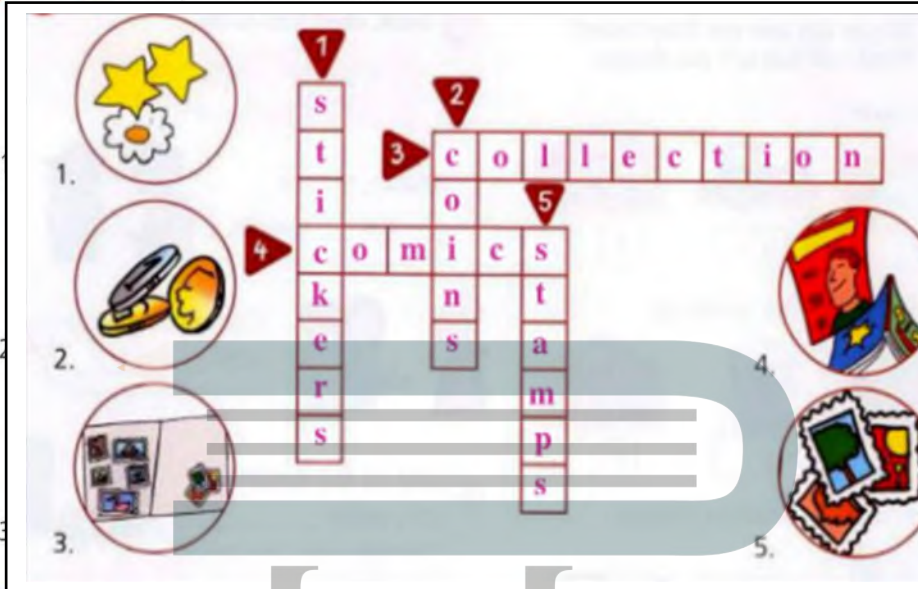
Hasan's house

Name

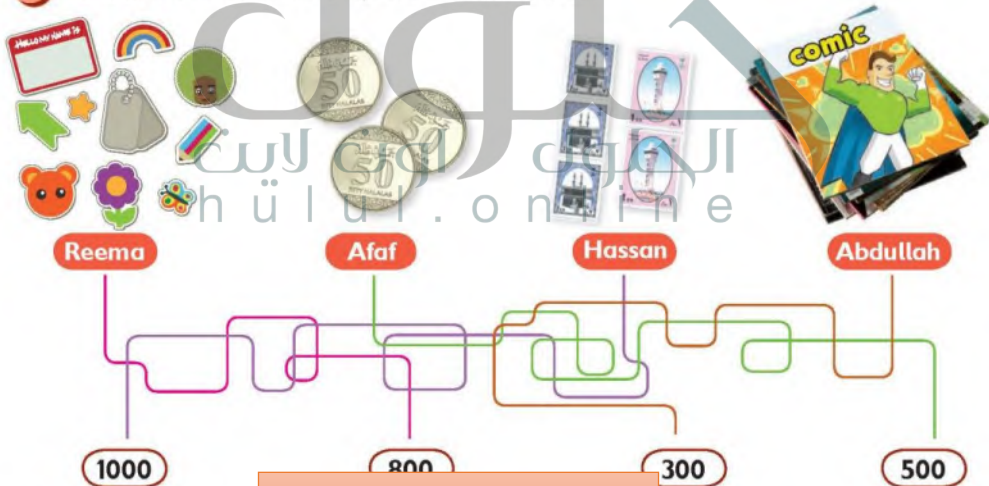
Class

Smart kids

1 Look and complete the crossword.



2 Follow the lines and complete the sentences.



1. Reema has got **Eight hundred stickers**
2. Afaf has got **five hundred coins**
3. Hassan has got **One thousand stamps**
4. Abdullah has got **three hundred comics**

1

Our world

Name _____

Class _____

- 1 Where can you see these rules?
Read and tick (✓) the places.

1. Be quiet.



a ☐



b ☐



c ☒

2. Don't touch the paintings.



a ☐



b ☒



c ☐

3. Turn off your mobile phones.



a ☒



b ☐



c ☐

4. Don't eat or drink.



a ☐



b ☒



c ☐

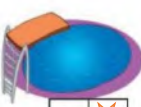
5. Don't run.



a ☐



b ☐



c ☒

- 2 Look, read and write.

me us him her
them it you

1 Hassan, talk to
_____ me _____ please.



2 Come to the park
with _____ us _____



3 Look at the flowers.
Let's water _____ them _____



4 Shh! Listen to
_____ her _____



5 Help!
Stop _____ him _____



6 No, don't touch
_____ it _____



7 Come here
I can see _____ you _____



- 3 Write 3 rules for your bedroom.


- ١- Be quiet
- ٢- Throw rubbish in the rubbish bin
- ٣- Don't run


Name


Class


Let's play


1 Look, read and match.

1.  a. It's half past eleven.

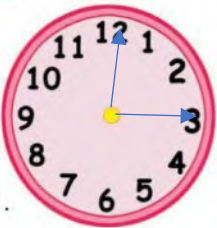
2.  b. It's a quarter to one.

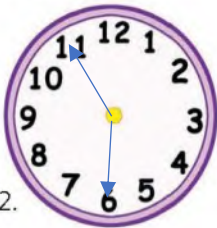
3.  c. It's half past one.

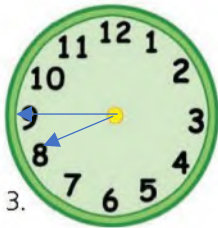
4.  d. It's a quarter past eleven.

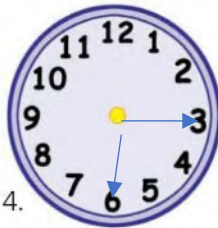
5.  e. It's one o'clock.

2 Read and draw the time.

1.  It's three o'clock.

2.  It's half past eleven.

3.  It's a quarter to eight.

4.  It's a quarter past six.

Phonics





boy - coin



1 Listen, say and circle the word that doesn't belong.

-  boy
  coin
  toys
-  noise
  toys
  coin
-  coin
  noise
  boy
-  noise
  boy
  toys

2 Look and match. Then write.

- 
- 
- 
- 

oi

noise

coin

oy

toys

boy

Name _____

Class _____



3 Listen, say and write the missing letters.

oi oy



n oi e



t oy

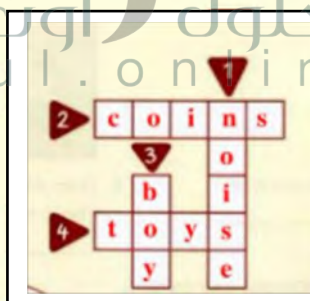


b oy



oi n

4 Look and complete.



1

Story time

Name _____

Class _____

- 1 Read the story again in the Student's Book on pages 12 and 13 and answer the questions.



1. Where are the children?

They are in the attic. /

Alfa's grandmothers house




2. What's in the box?

A map with a tunnel



3. Where is the tunnel?

It's in the park



4. Who doesn't like the tunnel?

Sahar doesn't like the tunnel



5. What is on the floor of the tunnel?

There are mice / mice



6. Does Afaf's grandmother know about the tunnel?

Yes she does

- 2 Do you like the story? Choose and colour.



Name

Class



Revision

الحلول اون لاين
hulul.online

1 Look and match.

1. go

2. turn

3. be

4. don't

5. straight

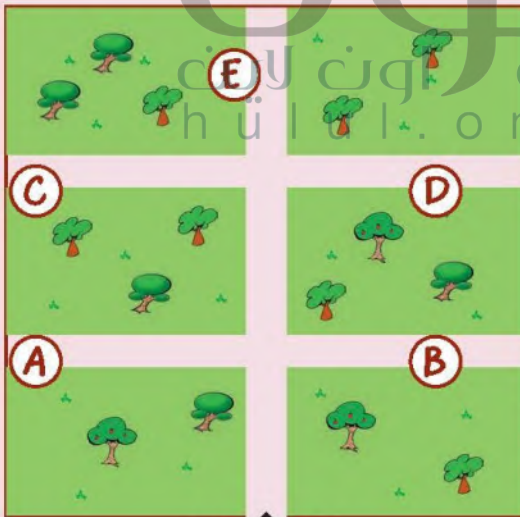
run

quiet

left

right

2 Choose and say with your partner.



Go straight.
Stop.
Turn right.

It's B.

Yes.



Copyright © mm publications

Revision 1

Name _____

Class _____

3 Look, read and write.



left
opposite
next to
cross the street
between



- The school is **opposite** the mosque.
- A:** I'm at the school. How do I get to the library?
B: **Cross the street** and turn **left**.
- The supermarket is **between** the school and the restaurant.
- A:** Where's the hospital?
B: It's **Next to** the library.

4 Read and match.

- A:** Where's the school?
B: It's opposite the restaurant.
A: How do I get there?
B: Go straight. Then, turn left.
The school is next to the supermarket.
- A:** Where's the school?
B: It's opposite the restaurant.
A: How do I get there?
B: Go straight. Then, turn left.
The school is between the mosque and the park.



Name	
Class	

1 Put the words in the correct order.

1. the school / next to / is / park / The
2. have got / two hundred / comics / They
3. and stamps / Sarah / stickers / collects
4. play / The / boys / football / every day





The park is next to the school





They have got two hundred comics

Sarah collects stickers and stamps

The boys play football every day

2 Look and match. Then write.

1.  2.  3.  4. 

a.  b.  c.  d. 

1	d	Stop.	3	a	Go straight
2	c	Go straight	4	b	Turn right

3 What do the signs say? Look and write.

1.  2.  3.  4. 

Don't run. Don't swim Don't skateboard Don't take pictures

4 Look at activity 3. Match the signs to the places.

a 1 b 4 c 2 d 3

Phonics

car - horse - brother



1 Listen, say and circle the word that doesn't belong.

1.



car

forty

40



horse

2.



farm



brother

car



3.



jumper



brother

40

forty

2 Listen and number 1-6.

40

a

٢

b

٣

c

٥



d

٤



e

٦



f

١

Name _____

Class _____



3 Listen, say and write the missing letters.

ar or er



broth er



or ty



f ar m



jump er



c ar



h or se

4 Listen, say and match.



hours



car



brother



ar

or

er

d.



jumper

e.



forty

f.



farm



Phonics revision



1 Listen and say.

oy - oi



boy

toys



coin



noise


ar - or - er



car



farm



horse

40

forty



brother



jumper

2 Listen and say. Then circle.

noise

farm



ar er

2.



or oi



3.



jumper

er ar

forty

40

or ar

5.



er oy

toys

6.



coin

oi or

Name

Class

1 Give directions.



turn right ☐



turn left ☐



go straight ☐



cross the street ☐



stop ☐



next to ☐



opposite ☐



between ☐

2 Say.



collection ☐



coins ☐



comics ☐



stickers ☐



stamps ☐

3 Say.



throw rubbish in the rubbish bin ☐



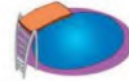
mobile phone ☐



be quiet ☐



museum ☐



swimming pool ☐

4 Say.



- Where's the school?
- It's next to the park.
- How do I get there?
- Go straight. Turn right. Then, turn left. ☐

2. What do you collect?
I collect stamps. ☐

3. 
- How many stickers have you got?
 - I have got one thousand stickers. ☐



- What's the time?
- It's a quarter past ten. / It's ten fifteen. ☐



Turn off your mobile phones in the mosque. ☐



Don't take pictures. ☐

2


Where were you yesterday?

Name _____

Class _____

A chant

1 Listen and match. 



2 Read and write. was were

- Sami and Karim were at the amusement park yesterday.
- I was at the sports centre yesterday afternoon.
- Sahar was at the hospital yesterday.
- Saud and I were at the football field yesterday evening.
- Abdullah was at the mosque in the morning.
- Where was Omar yesterday morning?

3 Read and tick (✓) the correct pictures.



1 ☐

2 ☒

3 ☒

4 ☐

5 ☐

6 ☒

Yesterday morning, Afaf was at home. In the afternoon, she was at the park with her friend Sahar. In the evening, she was at the restaurant with her father and her mother.

Name _____




Class _____

Smart kids








1 Read, look and write.

great Ahmed popcorn zoo scary
hungry funny delicious Jameel

(1)  Ahmed was at the  (2) zoo last Friday. It was (3) great. The monkey was (4) funny and the lions were (5) scary. (6) Jameel was there, too. He was (7) hungry. The  (8) popcorn was (9) delicious.

2 Read and circle. Then look and match.

1.  Was / Were Ali at home yesterday afternoon? a. Yes, it was.
2.  Was / Were the children at home yesterday morning? b. No, it wasn't.
3.  Was / Were the book funny? c. No, he wasn't.
4.  Was / Were the cake delicious? d. No, they weren't.
5.  Was / Were Saleh hungry? e. Yes, he was.



1 Which one was Mr Miller's town?

In the past there weren't any shopping centres in my town. There were only small shops. There weren't cars but there were bikes. The streets were quiet. Sometimes there were police officers on horses. There were two restaurants, but there weren't any galleries.



a



b



c

2 Look at the picture of Madinah in the past and write.

quiet shopping centres weren't were mosques

The streets (1) **Weren't** noisy.

They were (2) **quiet**.

There were (3) **mosques** but

there weren't any hotels and

(4) **Shopping centres**. There

(5) **Were** small shops, too.

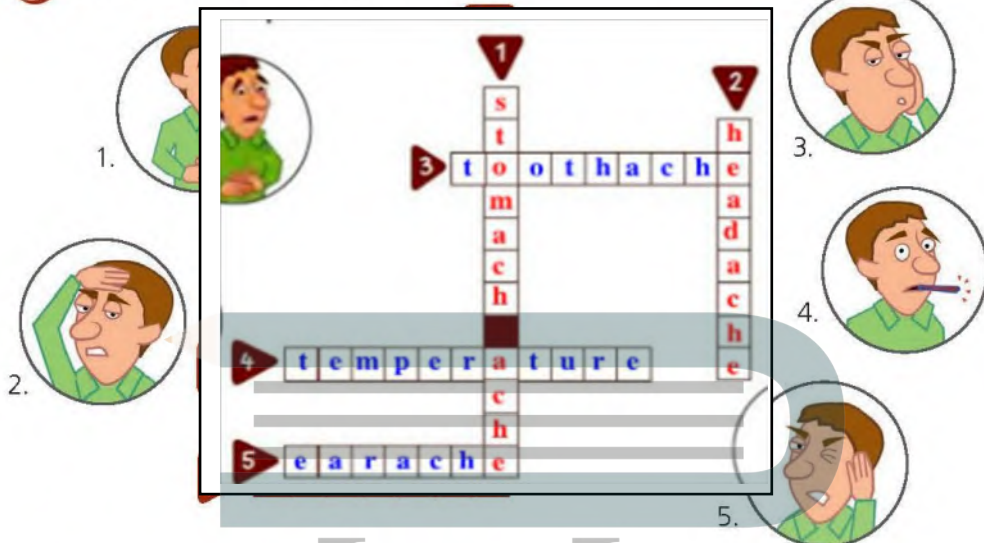


Name _____

Class _____

Let's play

1 Look and complete the crossword.



2 The Smith's family was at the hospital yesterday. Look at the picture and write sentences.



1. Jim had a headache.

3. Claire Had a toothache

2. Diane and Susan Had a stomach atche

4. Jack Had a temperature


Phonics

purple - girl



1 Listen, say and circle the word that doesn't belong.

1.  nurse  girl  skirt

2.  purple  nurse  girl

3.  girl  skirt  purple

4.  skirt  purple  nurse

2 Listen and number 1-4.



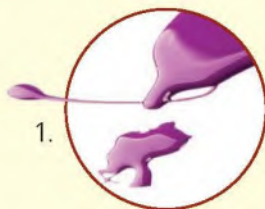
a ٢ b ٣ c ١ d ٤

Name	
Class	

3 Listen, say and write the missing letters.



ir ur



shoe

skirt

3.




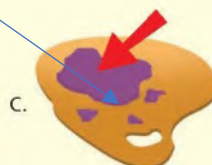
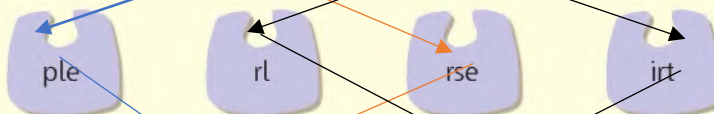
nurse

4.

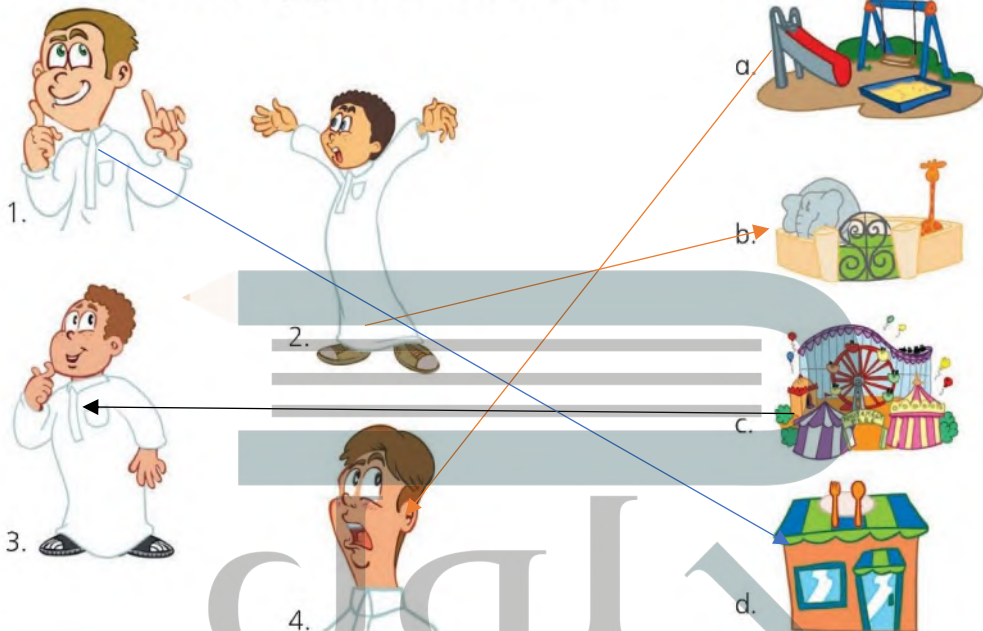


girl

4 Look and match.



- 1 Where were the children at the weekend? Read the story again in the Student's Book on pages 26 and 27 and match.



- 2 Read the story again in the Student's Book on pages 26 and 27 and circle.

1. There were / weren't lions at the zoo.
2. The hummus and kabsa were / weren't delicious.
3. Saud was / wasn't with his family on Saturday afternoon.
4. Sami was / wasn't very careful.

- 3 Do you like the story? Choose and colour.



Name _____

Class _____



Revision 2

الحلول اون لاين
hulul.online

1 Read and write. Use the words in the box.

interesting noisy scary delicious funny

1. Reema and Lamya were at the zoo on Friday.

The lions were **scary**.

2. Khaled was at an amusement park yesterday.

The popcorn was **delicious**.

3. Fatima was at the library yesterday afternoon.

The books were **interesting**.

4. Omar and Ali were at the football field yesterday.

It was **noisy**.

5. Aisha was at the zoo with her family on Saturday.

The monkeys were **funny**.

2 Read and match.



1. Was Lamya at home last Friday? **e**



2. Were they at the amusement park yesterday? **c**



3. Was the Ferris wheel boring? **d**



4. Were there any lions at the zoo? **a**

- a. Yes, there were.
- b. Yes, it was.
- c. No, they weren't.
- d. No, it wasn't.
- e. Yes, she was.



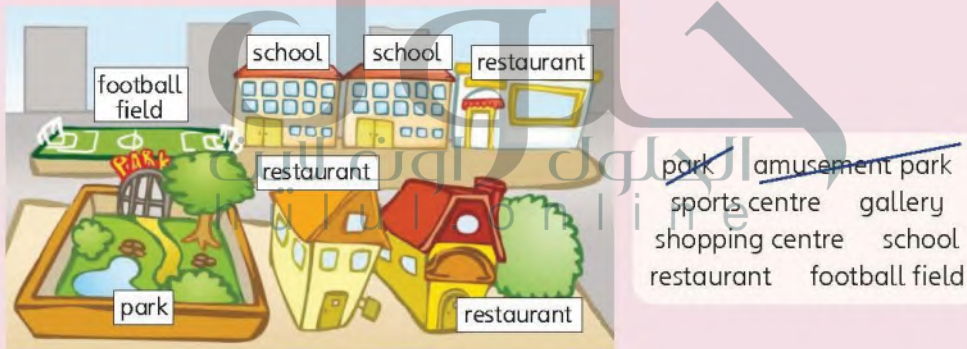
5. Was the cake delicious? **b**



3 Read and write was, were, wasn't or weren't.

- _____ **Were** _____ you and Ameen at the football field yesterday?
No, we _____ **Weren't** _____. We _____ **Were** _____ at the park.
It was great.
- Fatima _____ **Wasn't** _____ at home in the evening.
She _____ **Was** _____ at the library with Afaf.
- Ameen _____ **Wasn't** _____ at home on Friday. He was at the sports centre.
- _____ **Was** _____ Majed at the shopping centre?
No, he _____ **Wasn't** _____. He was at the amusement park.

4 Look and write. How was the town in the past?



There was a park. There wasn't an amusement park.

There wasn't a sports center. there wasn't a gallery

There wasn't a shopping center. there were two school

There were three restaurants

There was a football field

Name

Class

1 Rewrite the sentences using the intensifiers.

1. The sports centre was noisy. (very)

The sports centre was very noisy

2. The gallery was interesting. (very)

The gallery was very interesting

3. The Ferris wheel was scary. (so)

The ferris wheel was so scary

2 Find the adjectives.

fnscarybspinterestingq
greatnifunnyaniseqpt
tgdnflboringkjogrzam
sepjnxonoisygoqdejsr
gougelbdeliciouspedls

3 Do the crossword. Write the places.





Phonics

computer - Tuesday







1 Listen, say and circle the word that doesn't belong.



1.  computer  uniform  Tuesday
2.  barbecue  Tuesday  uniform
3.  Tuesday  computer  barbecue
4.  uniform  barbecue  computer

2 Listen and number 1-4.



1.  a ٢
2.  b ١
3.  c ٤
4.  d ٣

Name _____

Class _____

3 Listen and say. Then match.




u



ue



4 Look, find and circle. Then write.



u

computer

uniform

ue

Tuesday

Barbecue

Phonics revision



1 Listen and say.

ur - ir

u - ue



purple



nurse



computer



uniform



girl



skirt



barbecue



Tuesday

2 Listen and say. Then circle.

skirt



ue ir

barbecue




ue ir

purple



ue ur

Tuesday



ue ir

nurse



ue ur

uniform



ur u

Name

Class

1 Say the places.



1.

amusement park ☐



2.

shopping centre ☐



3.

at home ☐



4.

football field ☐



5.

sports centre ☐



6.

gallery ☐



7.

souq ☐

2 Say the adjectives.



1.

scary ☐



2.

funny ☐



3.

boring ☐



4.

delicious ☐



5.

noisy ☐



6.

great ☐



7.

interesting ☐

3 Say.



1.

in the afternoon ☐



2.

in the evening ☐



3.

popcorn ☐



4.

Ferris wheel ☐

4 Say.



1

- Where were you yesterday afternoon?
- I was at the shopping centre. ☐



2

- How was the Ferris wheel?
- It was scary. ☐



3

- Were the children at home in the evening?
- Yes, they were. ☐



4

- In 1890 there weren't any cars. ☐

3 On holiday

Name _____

Class _____

A chant

1 Unscramble and write.



dailns

island



nus

sun



tabo

boat



esa

sea

2 Read and write. jumped played were packed sailed



packed

Last night Ali and Omar (1) _____ their bags.

jumped

The next morning they (2) _____ on a plane.

were

Three hours later they (3) _____ on the island.

played

They (4) _____ in the sun and (5) _____ a boat.

sailed

3 What did they do on their holiday? Follow and write.



They played

On The beach

listen



They listened
to the radio

watch



He watched TV.



She climbed

A tree

Name _____

Class _____

Smart kids




1 Look and circle. Then write. Use the Past Simple.



1.

They went
to the forest.




6.

He caught
a fish.



2.

He took
pictures.



3.

We had
lunch.



4.

They saw
a lot of fish.



5.

She picked
flowers.

2 Read and match.

1

At the weekend, Ali and Omar went to the forest. Ali picked flowers and Omar caught a big fish.

2

Yesterday, Omar and Ali went to the beach. They swam in the sea and saw a lot of fish.

3

Yesterday morning, Omar and Ali went fishing. Ali caught a big fish and Omar took pictures.



1 Read and write. Use the Past Simple.

Dear Kelly,

How are you? I'm on holiday in the KSA
with my father, my mother and my brother.

Today we (1) went (go) to the museum in
the morning.

We (2) didn't go (not go) to the beach because it was cloudy.

We (3) Didn't take (not take) pictures at the museum, but we

(4) bought (buy) a lot of nice postcards. Later, we

(5) had (have) lunch at a restaurant. In the evening, we

(6) went (go) to the beach and (7) looked (look) at
the stars.

Where are you now? Write back to me.

Love,
Anna



2 Look and correct the sentences.



1. Sahar went to the museum.

She didn't go to the museum.She went to the shopping centre.


2. Sahar found a postcard.

She didn't find a postcardShe found a pretty shell

3. Sahar bought clothes.

She didn't buy clothesShe bought postcards

4. Sahar swam in the sea.

She didn't swim in the seaShe looked at the star

Name

Class



Let's play

1 Listen and number (1-5).

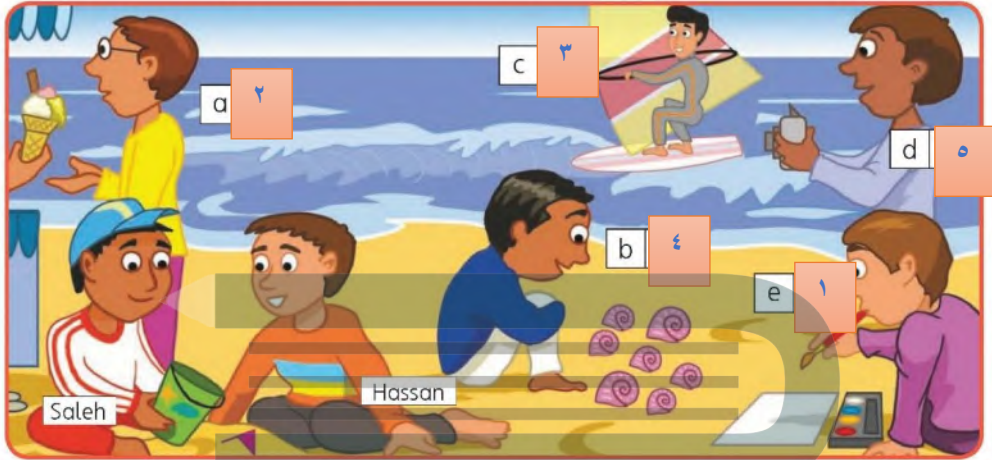
1. Saud

2. Mr Ammar

3. Salim

4. Sami

5. Mr Karim



2 Look at activity 1 and answer the questions.

1. Did Mr Ammar go windsurfing?

No, he didn't.

4. Did Mr Karim paint?

No he didn't

2. Did Saleh and Hassan play in the sun?

Yes, they did

5. Did Sami see any shells?

yes, he did

3. Did Salim take pictures?

No he didn't

6. Did Saud swim?

No he didn't

3 Answer about yourself.

1. Did you eat fish yesterday?

2. Did you go to school in the morning?

3. Did you go to an island last summer?

4. Did you have breakfast in the morning?

5. Did you take pictures on your holiday?

6. Did you go for a picnic in the desert last summer?

7. Did you watch TV yesterday?

١- No I didn't

٢- Yes, I did

٣- No I didn't

٤- Yes, I did

٥- Yes, I did

٦- Yes, I did













٧- Yes, I did

Phonics







drink - long - clock



1 Listen, say and circle the word that doesn't belong.

-  bank
  long
  drink
-  long
  boring
  bank
-  drink
  kick
  clock
-  clock
  drink
  bank

2 Listen and number 1-6.

- 
- 
- 
- 
- 
- 
- 2
 - 1
 - 3
 - 4
 - 1
 - 5

Name _____

Class _____



3 Listen, say and write the missing letters.



nk ng ck



lo ng




clo ck



dri nk



ki ck



bori ng



ba nk

4 Find and circle. Then write.



nk

ng

ck

Drink

long

kick


Bank


boring


clock




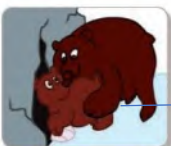
1 Read the story again in the Student's Book on pages 40 and 41 and match.

1.  a. found a cave in the mountains.

2.  b. was in the cave.

3.  c. was hungry all the time.

4.  d. wanted to go out in the snow.

5.  e. took the cub into the cave.

2 Read the story again in the Student's Book on pages 40 and 41 and answer the questions.

- When did the children go on a winter holiday?
- What was the weather like?
- What was there in the cave?
- Where did they take the cub?
- Did the mother bear come and take the cub?

- ١- In jaguar
- ٢- It was very
- ٣- A cub
- ٤- They took to the vet
- ٥- Yes, it did

3 Do you like the story? Choose and colour.



Name _____

Class _____



Revision

الحلول
hulul.online

1 Look and write. swam found ate looked



1.

found



2.

looked



3.

swam



4.

ate

1. Sahar _____ a shell on the beach last Friday.
2. Omar and Ali _____ the fish yesterday.
3. Salim and Saleh _____ in the sea.
4. Hasna _____ her mother's chocolate cake.

2 Read and complete. I did Did you What did you do I didn't

1. A: _____ at the weekend?

B: I went to the forest.

2. A: _____ pick flowers in the forest?

B: Yes, I did.

3. A: Did you buy postcards?

B: No, _____.

4. A: Did you go to the beach yesterday?

B: Yes, _____.

3 Look and write.



1.

make omelets

Make omelets

They didn't _____.

They _____.

Made sandwiches



2.

see snake / see shark

She _____.

She _____.

Didn't see a snake

Saw a shark



3.

buy postcards / take pictures

He _____.

He _____.

Didn't buy postcards

Took pictures





Revision 3

Name _____

Class _____

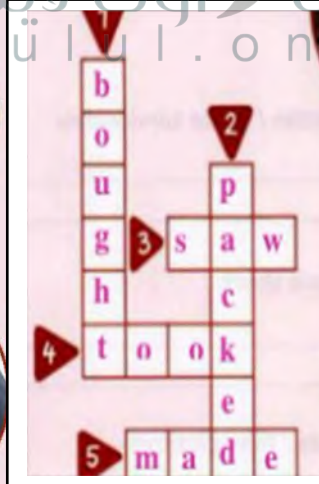
4 Read and complete. Use the Past Simple. Then number the pictures 1-4.

1. Yesterday Reema and Hasna **went** (go) to the beach.
2. They **Didn't play** (not play) on the beach. They **found** (find) shells.
3. Later, they **sailed** (sail) a boat with their father and mother.
4. In the afternoon, their father **caught** (catch) a fish. Then, they **had** (have) a picnic.



5 Look and write the Past Simple.

pack buy take see make



Name

Class

1 Read and write and but because

1. I was very happy **because** I went to the beach **and** swam yesterday.
2. We caught fish, **but** we didn't make a fire in the forest.
3. We saw monkeys, **but** we didn't see lions at the zoo yesterday.
4. The children picked flowers **and** climbed trees in the forest.
5. Ali was sad **because** he didn't catch any fish.
6. I bought postcards **and** a shirt from the island.

2 Write about your holiday to a friend. Draw or stick a picture. Answer the questions given in the Student's Book on page 43. Use Then, and, but, because.

Dear **Sarah**

How are you? I came back from my holiday **yesterday**.

Last week, I went to Alexandria with my father, my mother and my sister.

It was sunny.

I had a great time because I was on the beach all the day.

I swam in the sea.

I took a lot of pictures.

I bought a lot of souvenirs. It was great!

Where are you now?

Write back to me!



Bye for now,
Heba

Phonics

friend - plant

1 Listen, say and circle the word that doesn't belong.



1.



plant

2.



tent

3.



plant



friend



blond



tent



blond



plant



friend

2 Listen and number 1-4.



a



c



b

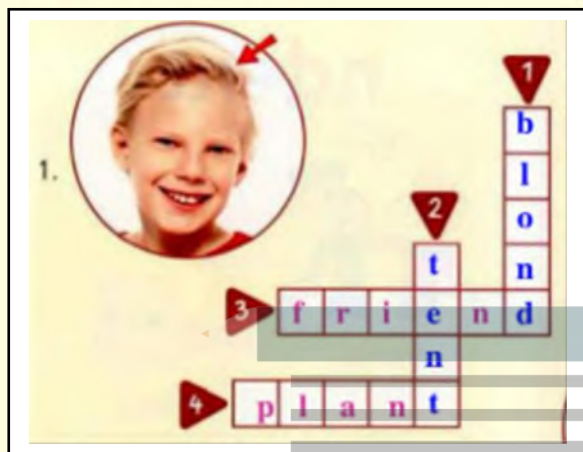


d

Name

Class

3 Look and write.



2.





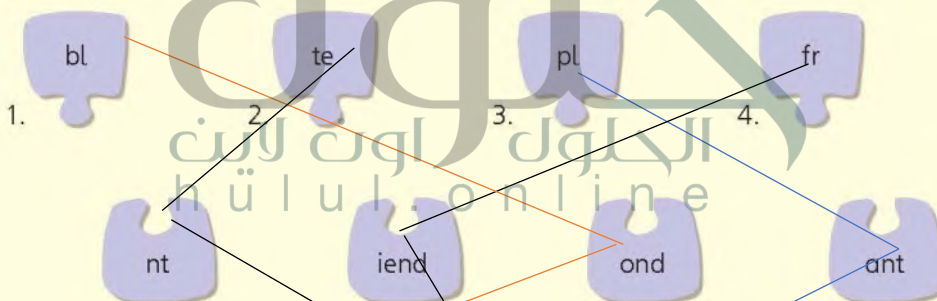
3.



4.



4 Look and match.



Phonics revision




1 Listen and say.

nk - ng - ck



drink



bank



long



boring



kick



clock

nd - nt



friend



blond



plant



tent

2 Listen and say. Then circle.



1.

ck ng



2.

ck nk



3.

nt nd



4.

nt nd



5.

ng ck



6.

ck nk



Name

Class

1 Say the features of nature.



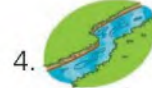
1. sea ☐



2. island ☐



3. forest ☐




4. river ☐



5. sun ☐



6. desert ☐



7. mountain ☐



8. cave ☐

2 Say the holiday activities.



1. sail ☐



2. buy postcards ☐



3. pack my bags ☐



4. pick flowers ☐



5. make a fire ☐



6. catch a fish ☐



7. look at the stars ☐

3 Say.



1. boat ☐



2. open ☐



3. closed ☐




4. find ☐



5. picnic ☐



6. cub ☐



7. vet ☐

4 Say.



We played on the beach. ☐



My brother, Omar, swam in the river. I caught a fish. ☐



She didn't go to the forest. She went to the beach. ☐



• Did you go to the museum?
• No, we didn't. It was closed. ☐

4 The world around us

Name _____

Class _____

A chant

around us

1 Look and write.

1. tall



taller

5. fast



faster

2. big



bigger

6. thin



thinner

3. strong



stronger

7. hot



hotter

4. slow



slower

8. fat



fatter

2 Look and write.

1. (small) The rat is smaller than the cat.



2. (fat) The elephant is fatter than the hippo



3. (strong) Tigers are stronger than the lions



4. (tall) Giraffes are taller than zebras



5. (fast) Cheetahs are faster than camels



3 Answer the questions. Then listen and check your answers.

1. Is Riyadh bigger than Jeddah?

Yes ☒

No ☐

2. Is the camel taller than the giraffe?

Yes ☐

No ☒

3. Is the elephant heavier than the hippo?

Yes ☒

No ☐

4. Is the Amazon longer than the Nile?









Yes ☐

No ☒









Name	
Class	

1 Look and write.

-  **Jameel** is better than  **Ahmed**
 at  **science**
-  **Blue**  **whales** are bigger
 than  **elephants**
-  **Sharks** are scarier than  **dolphins**

2 Write the sentences.

-   (big) The camel is bigger than the rat.
-   (heavy) **The table is heavier than the chair**
-   (happy) **Ameer is happier than saleh**
-   (good) **Abdullah is better than ali**

1 Look and write. close far around planet


1. planet



2. around



3. close



4. far

2 Look and circle.



1. a. The cat is smaller / the smallest than the zebra.
 b. The parrot is the smaller / the smallest of the three.

2. a. Ali is a better / best student than Salim.
 b. Omar is the better / best of the three.



3. a. Jameel is happier / happiest than Saud.
 b. Saleh is the happier / happiest of the three.

4. a. Earth is bigger / bigger than Mercury.
 b. Jupiter is the bigger / bigger planet in the solar system.



5. a. The cheetah is heavier / heaviest than the cat.
 b. The elephant is the heavier / heaviest of the three.

3 Read and answer about yourself.

- Who's the thinnest in your family?
- Who's the tallest in your class?
- Who's the funniest of your friends?
- Who's your best friend?

- Ahmed is the thinnest one in my family
- Hala is the tallest girl in my class
- Sarah is the funniest girl of my friends
- Mona is my best friend

Name	
Class	

Let's play



1 Read and complete. Use going to and the verbs in brackets.

- What **Are** you **Going to do** (do) on Friday?
I **Am going to buy** (buy) a new camera.
- Aisha **is going to look** (book) a hotel in the KSA tomorrow.
- The children **Aren't going to play** (not/play) in the park today. They **are going to clean** (clean) their room.
- A:** **is** Ameer **going to travel** (travel) to the UK next month?

B: Yes, he is.

2 What are you going to do on Friday? Complete. Then say with your partner.

• I'm _____

going to tidy my room

• Then, _____

going to do my homework

What are you going to do on Friday?

I'm going to clean my room.
Then, ...



3 Answer about yourself.

- Where are you going to go on Friday?
I'm going to go shopping
- What are you going to do there?
I'm going to buy new clothes
- What are you going to do then?
I'm going to have lunch in a restaurant




Phonics


skirt - scary - square



1 Listen, say and circle the word that doesn't belong.



2 Listen and number 1-6.



Name _____

Class _____



3 Listen, say and write the missing letters.



sk sc squ



sk

ateboard



sc

arf



sc

ary




squ

irrel



sk

irt



squ

are

4 Find and circle. Then write.



sk

sc

squ

Skateboard

skirt

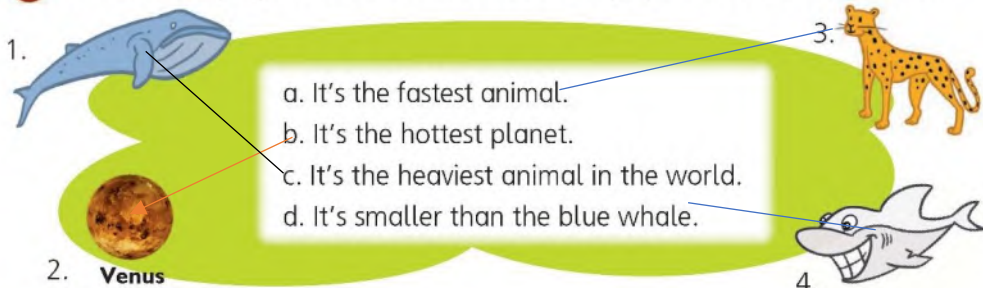
Scarf


scary


Square


squirrel


1 Read the story again in the Student's Book on pages 54 and 55 and match.



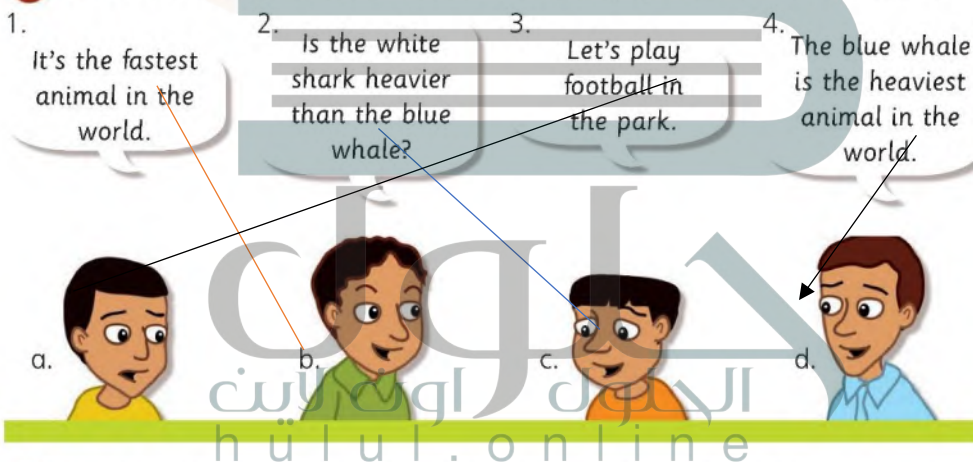
1.  a. It's the fastest animal.
 b. It's the hottest planet.
 c. It's the heaviest animal in the world.
 d. It's smaller than the blue whale.

2.  Venus

3. 

4. 

2 Read the story again in the Student's Book on pages 54 and 55 and match.





1. It's the fastest animal in the world.


2. Is the white shark heavier than the blue whale?


3. Let's play football in the park.

4. The blue whale is the heaviest animal in the world.

a. 

b. 

c. 

d. 

3 Read the story again in the Student's Book on pages 54 and 55 and answer the questions.

1. Is the lion faster than the cheetah?
2. Does Ahmed like the board game?
3. Is Venus the hottest planet?
4. Is the white shark heavier than the blue whale?

- ١- No it isn't
- ٢- No he doesn't
- ٣- Yes, it is
- ٤- No it isn't

4 Do you like the story? Choose and colour.



Name _____

Class _____

1 Play.



2 Who is who? Write the names.

Hassan is taller than **Ali**, but he is shorter than **Sami**. **Ali** is fatter than **Sami**, but he is thinner than **Hassan**. **Sami** is a better student than **Hassan**, but **Ali** is the best student.



3 Look and write. Use the superlative.

tall short old fast



1. The green tree is _____
2. The red car is _____
3. The grey house is _____
4. The brown tree is _____

The tallest

The fastest

The ugliest

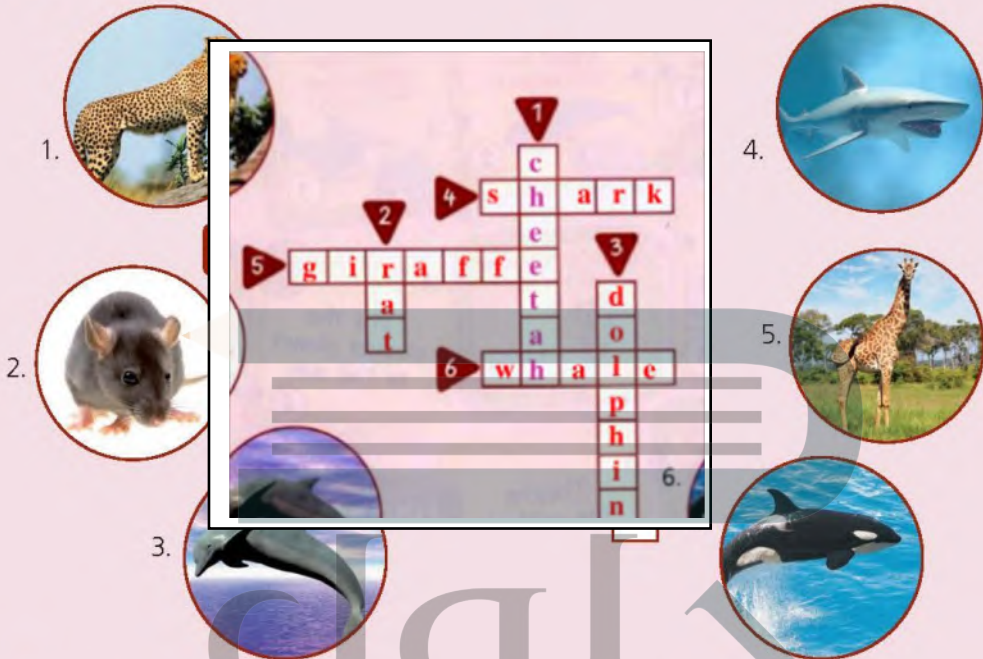
The shortest

Revision 4

Name _____

Class _____

4 Look and complete.



5 Read and complete. Use going to and the verbs in brackets.

1. Muna and Sahar **Are going to buy** (buy) their tickets to the KSA on Tuesday.

2. Jameel **Is going to take** (take) his camera to Australia.

3. **A:** Where **Is** Omar **going to travel** (travel) to?

B: He **Is going to travel** (travel) to the UK.

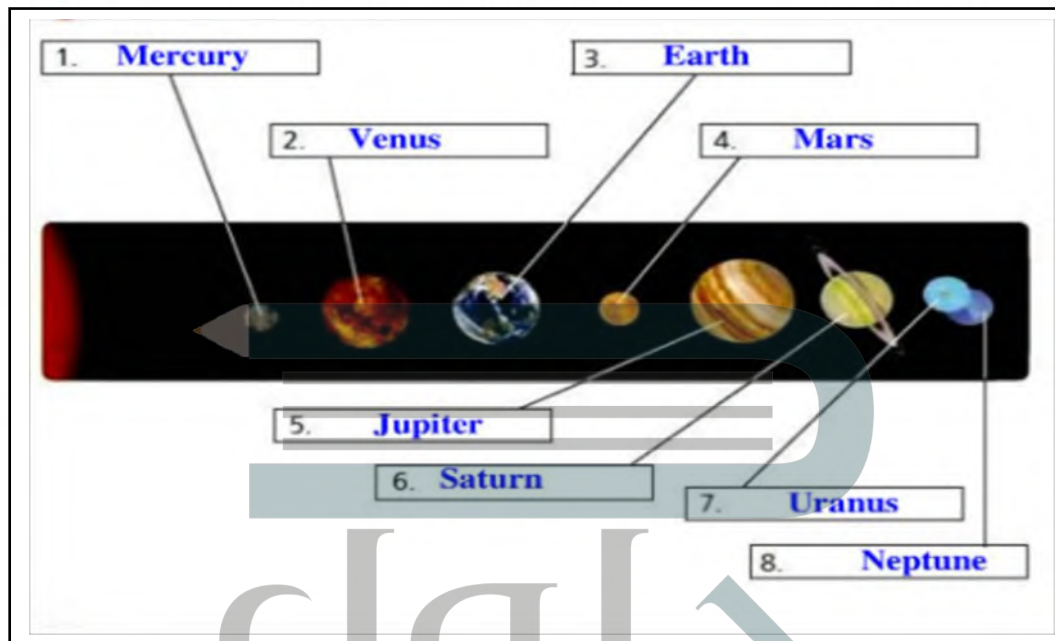
4. Afaf and Sahar **Are going to buy** (buy) souvenirs.

5. Fatima **Is going to visit** (visit) a museum in the KSA.

Name

Class

- 1 Write the names of the planets. Look at activity 1 in the Student's Book, p.50.



- 2 How much do you know about our solar system? Do the crossword.

1. It's the star of our solar system. **SUN**
2. We live on this planet. **EARTH**
3. It's the biggest planet. **JUPITER**
4. It's the planet farthest from the sun. **NEPTUNE**
5. It's one of the coldest planets. **SATURN**
6. It's the red planet. **MARS**
7. It's the planet closest to the sun. **MERCURY**
8. It's the hottest planet. **VENUS**




Phonics

night - knee




1 Listen, say and circle the word that doesn't belong.


1.



straight




knee




night


2.



night




knife




knee


3.



straight




night



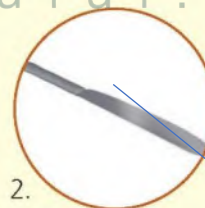
knife

2 Look and match. Then write.


1.




2.




3.




4.





gh



k

١-Night

٣-straight

٢-knife

٤-knee

Name _____

Class _____

3 Listen, say and write the missing letters.



gh k



k

_nee



ni

gh



strai

gh



k

_nife

4 Look and match.

1. kn

2. ni

3. str


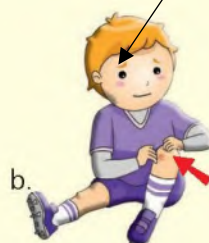
4. kn

aight

ife


ee

ght



Phonics revision



1 Listen and say. 

sk - sc - squ



skirt



skateboard



scary



scarf



square



squirrel

gh - k



straight


night



knife



knee

2 Listen and say. Then circle. 



sc k



gh squ



k sk



gh k









k sc



gh sk







Name	
Class	

1 Say the animals.

1.  2.  3.  4.  5.  6. 





 cheetah ☐ rat ☐ whale ☐ dolphin ☐ shark ☐ giraffe ☐

2 Say the adjectives.




1.  2.  3.  4.  5.  6. 

 strong ☐ fast ☐ slow ☐ angry ☐ close ☐ far ☐

3 Say.




1.  2.  3.  4. 

 Science ☐ planet ☐ around ☐ travel ☐

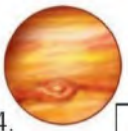


 5.  6.  7. 


 book a hotel ☐ ticket ☐ camera ☐

4 Say.

1.  ☐ 2.  ☐ 3.  ☐

 Ali is the tallest boy. Blue whales are bigger than elephants. Mike is faster than Bill.

4.  ☐ 5.  ☐ 6.  ☐

 Jupiter is the biggest planet. Omar is the best student in the class. Cheetahs are faster than lions.
7.  ☐

 • What are you going to do tomorrow?
 • I'm going to clean my room. Then, I'm going to do my homework.

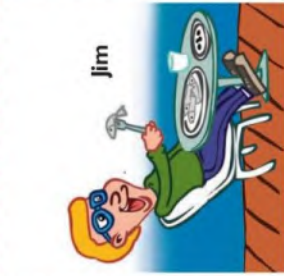


Let's play





Let's play



Jim

- went to the beach
- swam
- ate fish



Karim

- went to the beach
- went windsurfing
- ate fish



Reema

Fatima

- went to the museum
- took pictures
- ate sandwiches



Omar

Salim

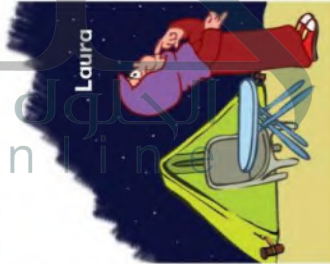
- went to the forest
- picked flowers
- took pictures



Saud

Ali

- went to the forest
- caught some fish
- took pictures



Laura

- went to the desert
- looked at the stars



Betty

- went to the desert
- had a picnic



Sue

Pam

- went to the museum
- took pictures
- bought postcards







Board game

Use a rubber  to play the game.





FINISH



حلول
الحلول اون لاين
hulul.online







حلول
الحلول اون لاين
hulul.online







حلول
الحلول اون لاين
hulul.online







حلول
الحلول اون لاين
hulul.online

