Family and Friends 2

Class Book

Naomi Simmons

OXFORD

MultiROM

Family and Friends 2

Class Book

Naomi Simmons

OXFORD
UNIVERSITY PRESS

Scope and sequence

Starter: Welcome back! 4	*I've got brown hair.* *This is my cousin.* *He's got green eyes.* *Where's Billy?* *Is he under the bed?* *There is ...* *There are...* Numbers 1–20 Family Colours Toys			
	Words	**Grammar**	**Phonics**	**Skills**
1 Our new things 8	School things	*This / That is ...* *These / Those are ...*	**Review of the alphabet and initial sounds**	**Reading**: a description **Listening**: identifying people and objects **Speaking**: *How many ...? There are ...* **Writing**: capitalisation, writing about my classroom (Workbook)
2 They're happy now! 14	Feelings	*We're / They're ...* *Are they ...?*	**Review of digraphs: *ch sh th*** ch: *chair teacher* sh: *shoes fish* th: *thumb bath*	**R:** a poem: 'My feelings' **L:** identifying feelings **S:** *Is he sad? No, he isn't. He's ...* **W:** long and short forms, writing about my feelings (WB)
3 I can ride a bike! 20	Outdoor activities	*She can / can't ...* *Can he ...?* Prepositions of place: *behind / in front of* *next to / between*	**Review of CVC words: *a e i o u*** a: *cat van* e: *peg bed* i: *bin fig* o: *mop dog* u: *bus jug*	**R:** information on a web page **L:** identifying outdoor toys **S:** *Where's the skateboard? It's in front of the table.* **W:** using *a / an*, writing about what I can and can't do (WB)
Review 1 26				
4 Have you got a milkshake? 28	Food Numbers 20–100	*Have you got ...?* *I have / haven't ...* *Has he got ...?* *He has / hasn't ...*	**Consonant blends: *gr br fr*** gr: *grass grapes* br: *brush bread* fr: *frog frisbee*	**R:** a caption story **L:** identifying which food items are available **S:** *Have you got apples? Yes, we have.* **W:** question marks and full stops, writing about my lunch (WB)
5 We've got English! 34	School subjects School rooms	*What / When have we got ...?* *We've got ...* *our / their*	**Consonant blends: *dr tr cr*** dr: *drum dress* tr: *truck tree* cr: *crayon crab*	**R:** a description on a web page **L:** identifying school rooms **S:** *What have we got in the art room? We've got ...* **W:** capital letters, writing about my school subjects (WB)
6 Let's play after school! 40	After-school activities	*I visit ...* *I don't have ...*	**Consonant blends: *fl pl bl*** fl: *flower flat* pl: *plum plate* bl: *blanket blue*	**R:** information texts **L:** identifying after-school activities **S:** *I read a book. I don't ride a bike.* **W:** verbs, writing about what I do after school (WB)
Review 2 46				
7 Let's buy presents! 48	Special days	*What does he like?* *He likes / doesn't like ...*	**Consonant blends: *cl gl sl*** cl: *cloud clock* gl: *gloves glue* sl: *slide slippers*	**R:** instructions on making a card **L:** identifying suitable presents for people according to their preferences **S:** *What does he like? He likes tennis.* **W:** long and short forms, writing about presents for my mum (WB)

	Words	Grammar	Phonics	Skills
8 What's the time? 54	Everyday activities Times of the day	*What's the time?* *It's ... o'clock.* *He ... at ... o'clock.*	**Consonant blends:** ***sm sn st sk*** sm: *smile small* sn: *snow snake* st: *stairs star* sk: *sky skates*	**R:** information texts **L:** listening for time and activities **S:** *He has breakfast.* **W:** identifying *Wh-* questions, writing about my day (WB)
9 Where does she work? 60	Places	*Where does he work?* *He works in a ...* *Does she work in a ...?*	**Long vowels:** ***a* + magic *e*** *lake face* *gate plane*	**R:** a magazine interview **L:** listening for detail in an interview **S:** *What are Peter's favourite animals? They're monkeys.* **W:** using commas with *and* in lists, writing about where my family works (WB)
Review 3 66				
10 It's hot today! 68	Weather Weather activities	*What's the weather like?* *It's ...* *Put on / Don't put on ...*	**Long vowels:** ***i* + magic *e*** *bike white* *kite line* *nine*	**R:** a weather report **L:** identifying the weather at certain times from the weather report **S:** *It's Monday. What's the weather like?* **W:** verbs and adjectives, writing about the weather (WB)
11 What are you wearing? 74	Clothes Time	Present continuous: *What are you wearing?* *What's he wearing?* *I'm / He's wearing ...*	**Long vowels:** ***o* + magic *e*** *nose bone* *rope home* *stone*	**R:** a poem: 'At the coach station' **L:** identifying people by their clothing **S:** *What's she wearing? She's wearing ... He's wearing a red shirt. Who is it?* **W:** writing the time, writing about my clothes (WB)
12 You're sleeping! 80	Celebrations Getting ready	Present continuous: *What are you / they doing?* *I'm / We're / They're ...* *What's he / she doing?* *He's / She's ...*	**Long vowels:** ***u* + magic *e*** *June tube* *flute cube*	**R:** a descriptive email **L:** listening for detail to distinguish between photos **S:** *What's he doing? He's dancing.* **W:** present continuous verbs, writing about a party (WB)
Review 4 86				
13 Look at all the animals! 88	Farm animals Adjectives	Comparatives: *This cow is bigger than that cow.*	**Long vowels:** ***ee*** *tree cheese* *green feet* *three*	**R:** an information text **L:** listening for rules **S:** *Don't open the gate.* **W:** using *and* to connect sentences, writing about a farm visit (WB)
14 Look at the photos! 94	Memories Tidying up	Past simple: *I was / wasn't ...* *You were / weren't ...*	**Short & long vowels** *cub cube* *tap tape* *pip pipe*	**R:** a newspaper article **L:** identifying people by their feelings and appearance **S:** *He was a lion (in the school play).* **W:** *and / or*, writing about me and my friends (WB)
15 Well done! 100	People Ordinal numbers	Past simple: *There were some / weren't any ...* Irregular plurals	***ng / nk*** ng: *ring king swing* nk: *bank sink pink*	**R:** a fairytale **L:** identifying actions and emotions **S:** *What's Suzy doing? She's ...* *Is she sad? No, she isn't. She's ...* **W:** irregular plurals, writing about a school open day (WB)
Review 5 106				
Grammar reference 108				

Starter Welcome back!

Lesson One

1 Listen and sing. 01

Welcome song

Welcome back
To all our friends.
Fun and learning
Never end!

Welcome back,
It's a happy day.
A day for learning,
A day for play!

2 Sing and do.

3 Listen and read. 02



1 **Listen to the story again and repeat. Act.**

2 **Circle T (true) or F (false).**

1 Rosy's got brown hair.	T	F	2 Tim is Rosy's brother.	T	F
3 Tim's got brown eyes.	T	F	4 Billy's got curly hair.	T	F
5 Billy is four.	T	F	6 Billy is under the bed.	T	F

3 **Listen and number.** 03

mum dad brother sister grandma grandpa aunt uncle cousin

4 **Point and say.**

long short curly straight brown black grey

This is Rosy's mum. She's got curly hair.

This is Rosy's dad. He's got ...

Lesson Three

1 Ask and answer.

Hello. How are you? — I'm fine, thank you.

What's your name? — My name's ...

How old are you? — I'm ...

2 Look and say. Introduce a friend.

1

2

3 Listen and sing. 04

4 Sing and do.

Monday, Tuesday, Wednesday, Jump!

Monday, Tuesday, Wednesday,
Jump!

Thursday, Friday,
Down with a bump!

Saturday, Sunday,
Let's say 'Hi!'

Days of the week.
Let's say 'Goodbye!'

1 Look. Ask and answer.

ball	car	train	doll	teddy	puzzle	bike

How many cars are there?

There are ... cars.

2 Listen and point. Ask and answer. 05



red	green	blue	yellow	pink	purple
black	white	brown	orange	grey	

What colour is number 18?

It's ...

3 Write the numbers.

ten	10	thirteen	____	seventeen	____
twenty	____	fifteen	____	fourteen	____
eleven	____	twelve	____	sixteen	____
eighteen	____	nineteen	____		

1 Our new things

Lesson One Words

1 Listen, point and repeat. 06

classroom

table

computer

2 Listen and chant. 07

peg

pencil case

board

3 Listen and read. 08



1 Listen to the story again and repeat. Act.

2 Look and say.

Let's learn!

This is the new computer.

That is a new board.

These are new tables.

Those are new pegs.

3 Write. This That These Those

_____ are bags.

_____ is a ruler.

_____ are pencils.

_____ is a computer.

4 Point and say. chairs pencil case board tables ruler pegs



Lesson Three Song

1 Listen, point and repeat. 09

poster

picture

drawers

cupboard

2 Listen and sing. 10

3 Sing and do.

What's in the classroom?

What's in the classroom?
Let's have a look!
Posters and pictures,
And work in a book.

What's in the classroom?
What can you see?
Drawers and a cupboard
For you and for me.

What's in the classroom?
What's over there?
A door and a window,
A table and chair.

What's in the classroom?
What can you see?
A board and pegs
For you and for me.

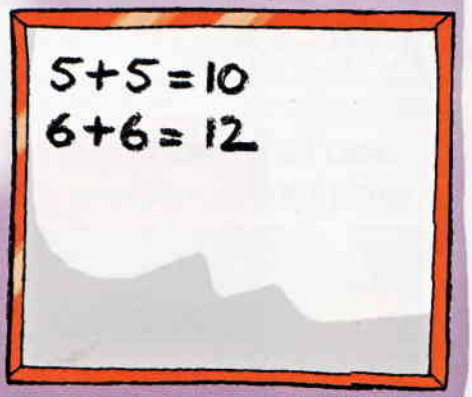

1 Listen and chant. 11



A, B, C, D, E, F, G,
Come and play this game with me.

H, I, J, K, L, M, N,
Close your eyes and count to ten.

O, P, Q, R, S, T,
Touch your nose and touch your knee.

U, V, W, X, Y, Z,
Touch your feet and touch your head.

2 Listen, point and repeat. 12

Aa Bb Cc Dd Ee Ff Gg
Hh Ii Jj Kk Ll Mm Nn
Oo Pp Qq Rr Ss Tt
Uu Vv Ww Xx Yy Zz

3 Listen and circle the correct sound. 13

1

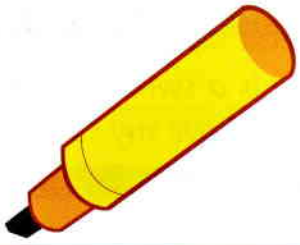

a p f

2

l t d

3

e h d

4

g v m

5



c a i

6

e n s

Skills Time!

Reading

1 Point to things you can see in a school. Say the words.

2 Listen and read. 14

1

My name's Peter. I go to Orange Park School. Look at these pictures of my school.

2

Our classroom is upstairs. It's very big and bright.

3

I'm in class 3C. There are 12 girls and 14 boys in my class. Our teacher is Mrs Cooper.

4

There are lots of pictures and posters on the wall.

5

We sit at tables. I sit with my friend Henry.

6

There is a swimming pool too. I love my school.

3 Read again. Circle the correct word.

1 Where is Peter's classroom?	upstairs / downstairs
2 What class is Peter in?	3C / Orange Park
3 How many boys are there in his class?	12 / 14
4 What is his teacher's name?	Henry / Mrs Cooper
5 What is on the walls of the classroom?	tables / pictures
6 Is there a swimming pool?	Yes, there is. / No, there isn't.

Listening

1 Listen and number. 15



Speaking

2 Point, ask and answer.

boys	girls	teachers	windows	doors

How many girls are there? There are two girls.

What colour is his hair? It's ...

Writing

3 Underline the capital letters at the start of the sentences.
Circle the capital letters at the start of the names.

We've got a big classroom.
Our teacher is Mrs Cooper.

1 My name's Peter.
2 This is my school.
3 Thank you, Miss Jones.
4 This is Rosy's pencil case.
5 Those are your pegs.
6 This is Tim.

2 They're happy now!

Lesson One Words

1 Listen, point and repeat. 16

hot | cold | hungry

2 Listen and chant. 17

thirsty | happy | sad

3 Listen and read. 18



1 Listen to the story again and repeat. Act.

2 Look and say.

Let's learn!

We're happy.

They're hungry.

Are they hot?
No, they aren't.

Are they happy?
Yes, they are.

We're = We are
They're = They are

3 Look and match.

We're | They're

4 Write.

Yes, they are. | No, they aren't. | Yes, we are. | No, we aren't.

Are they hot?

Yes, they are .

Are you hungry?

Are they cold?

Are you happy?

Lesson Three Song

1 Listen, point and repeat. 19

tired

angry

scared

brave

2 Listen and sing. 20

3 Sing and do.

If you're tired and you know it ...

If you're tired and you know it,
Go to sleep! [Snore, snore]
If you're tired and you know it,
Go to sleep! [Snore, snore]

If you're tired and you know it,
And you really want to show it,
If you're tired and you know it,
Go to sleep! [Snore, snore]

If you're scared and you know it,
Hug yourself! [Hug, hug] ...

If you're angry and you know it,
Stamp your feet! [Stamp, stamp] ...

If you're brave and you know it,
Say, 'I can!' [I can!] ...



1 Listen, point and repeat. 21

ch

chair teacher

sh

shoes fish

th

thumb bath

2 Listen and chant. 22

Look at my teacher,
Sitting on a chair.

Her shoes are blue,
She's got long, black hair.

A picture of a bath,
And a picture of a fish.

Look at my teacher.
Her name's Miss Wish.

3 Read the chant again. Circle the sounds *ch*, *sh* and *th*.

4 Listen to the sounds and join the letters. 23

What has the teacher got?

sh sh th th sh ch sh

th sh ch sh th sh ch

sh ch sh ch ch ch th

Skills Time!

Reading

1 Look at the pictures. How does the boy feel?

2 Listen and read. 24

My Feelings

Sometimes I am happy,
Sometimes I am brave.
Sometimes I am sad,
But I always behave.

When I'm really happy,
I laugh and smile and play.
When I'm really happy,
It's a very good day.

When I'm really brave,
I'm scared, but carry on.
I say, "I can do it!"
Until my fear is gone.

When I'm really sad,
I cry and tell my dad.
We talk together,
And then I don't feel bad.

Sometimes I am happy,
Sometimes I am brave.
Sometimes I am sad,
But I always behave.

3 Read again. Match.

1 play	a	a happy
2 cry		b brave
3 laugh		c sad
4 I can do it!		
5 smile		

Listening

1 Listen and number. 25



Speaking

2 Point, ask and answer.

happy sad tired cold scared hungry

Is he sad? — No, he isn't. He's scared.

Is she ...? — No, ...

Writing

3 Look and write the long form.

I'm = I am He's = He is We're = We are
You're = You are She's = She is They're = They are

1 She's cold. She is cold.
2 They're happy. _____ happy.
3 I'm hungry. _____ hungry.
4 We're thirsty. _____ thirsty.
5 You're brave. _____ brave.
6 He's sad. _____ sad.

3 I can ride a bike!

Lesson One Words

1 Listen, point and repeat. 26

ride a bike

ride a horse

skate

2 Listen and chant. 27

skateboard

play tennis

play football

3 Listen and read. 28







1 Listen to the story again and repeat. Act.

2 Look and say.

Let's learn!

I **can** skate.

I **can't** skateboard.

Can she play tennis?
Yes, she **can**.

Can he ride a bike?
No, he **can't**.

3 Write.

He She They

can **can't**

1

He can ride a bike.

2



_____ ride a horse.

3

_____ play football.

4

_____ skate.

5



_____ play tennis.

6

_____ skateboard.

4 Point, ask and answer.

Can he ride a bike? Yes, he can. Can she ...? Can they ...?

1 Listen, point and repeat. 29



behind

in front of



next to

between

2 Listen and sing. 30

Where is my teddy bear?

Where is my teddy bear?
Where is he?
Where is my teddy bear?
I can't find him anywhere!

Look behind the bedroom door.
Is he hiding there?
Look behind the bedroom door.
I can't find him anywhere!

Look in front of the sofa.
Is he hiding there?
Look in front of the sofa.
I can't find him anywhere!

Look between the bed and chair.
Is he hiding there?
Look between the bed and chair.
I can't find him anywhere!

Look next to the big toy box.
Is he hiding there?
Look next to the big toy box.
Yes, my teddy's hiding there!

3 Sing and do.



1 Listen, point and repeat. 31



2 Listen and chant. 32

A cat, cat, cat
Is in a van, van, van.

A peg, peg, peg
Is by my bed, bed, bed.

A fig, fig, fig
Is in the bin, bin, bin.

A dog, dog, dog
Has got a mop, mop, mop.

A mum, mum, mum
Is on the bus, bus, bus.

3 Read the chant again. Circle the middle sounds *a*, *e*, *i*, *o* and *u*.

4 Listen and circle the middle sound. 33



a e i o u e i a u u e i u o i e i a

Skills Time!

Reading

1 Look at the pictures. What colour are the bikes?

2 Listen and read. 34

Bikes for all the family

- Children's bikes
- Adult bikes



This is a perfect bike for a girl aged 5–9. It's pink and purple. It's got two seats – one for the girl and a seat behind for a doll. This bike is fast and fun.

This bike is black and orange and has got big wheels. It's a good bike for children aged 7–10. You can ride this bike on grass or sand – so take it to the park or beach.

This bike is perfect for very young children aged 2–4. It's got three wheels, one big and two small. It's red, yellow and green.

3 Read again. Tick (✓).

1	This bike has got two seats.	✓		
2	This bike has got three wheels.			
3	You can ride this bike at the beach.			
4	You can ride this bike with a doll.			
5	This bike is for little children.			
6	This bike is orange and black.			

Listening

1 Listen and number. 35

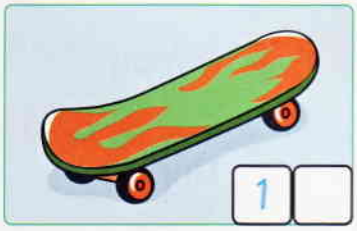

Speaking

2 Point, ask and answer.

in front of	behind	next to	between

Where's the skateboard?

It's in front of the table.

Where are the ...?

They're ...

Writing

3 Read. Circle the vowels at the start of the words. Write a or an.

This is an apple. It's a blue doll.

1 It is ____ orange bike.

2 This is ____ skateboard.

3 She has got ____ umbrella.

4 I've got ____ banana.

Remember

a, e, i, o, u
We are vowels
And we help you.

1 Circle the odd-one-out. Write.

1 tables pegs skateboard chairs — skateboard

2 hot computer cold happy — _____

3 behind next to between thirsty — _____

4 hungry poster picture drawers — _____

5 tired scared cupboard sad — _____

2 Look and match. Ask and answer.

1 Where's the bird? e
2 Where's Rosy? ☐
3 Where's Billy? ☐
4 Where's the ball? ☐
5 Where's Tim? ☐

a He's behind Rosy.
b It's next to the box.
c He's in front of Rosy.
d She's between Tim and Billy.
e It's on the slide.

3 Tick (✓) the picture that contains the sound.

1 a

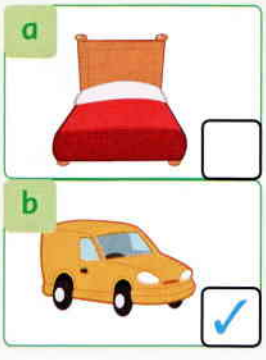

2 e

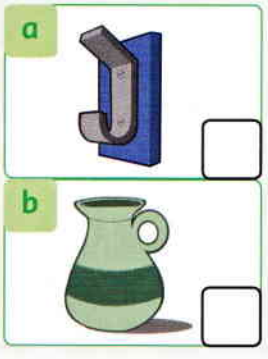

3 i



4 o

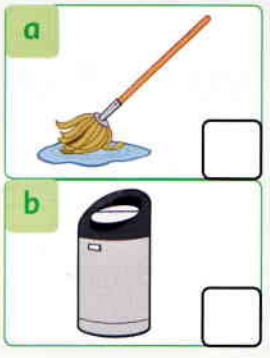

5 u

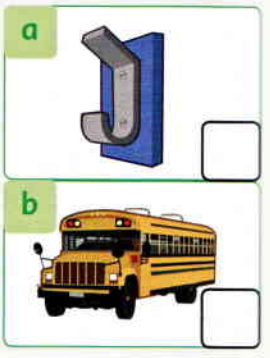

4 Write.

ride play fly

Alex and Ruby are brother and sister.

1 Alex can ride a bike.
2 He can _____ football.
3 But he can't _____ a horse.
4 Ruby can _____ a kite.
5 She can _____ tennis.
6 But she can't _____ a bike.

5 Tick (✓) or cross (✗).

Alex	✓				
Ruby					

6 Ask and answer.

Can Alex ride a bike? Yes, he can.

Can Ruby ...?

7 Read and colour.

My work in units 1, 2 and 3 is

OK Good Excellent

4 Have you got a milkshake?

Lesson One Words

1 Listen, point and repeat. 36



salad



fries



pizza

2 Listen and chant. 37

milkshake

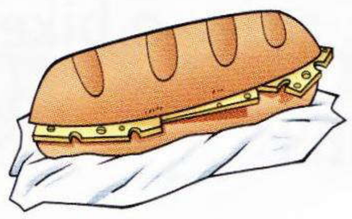

cheese sandwich

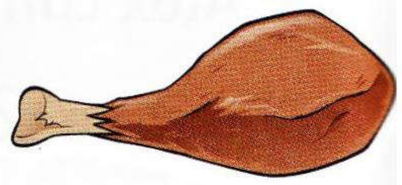

chicken

3 Listen and read. 38









1 Listen to the story again and repeat. Act.

2 Look and say.

Let's learn!

Have you **got** a milkshake**?**
Yes, I **have**.

Have you **got** fries**?**
No, I **haven't**.

Has he **got** a cheese sandwich**?**
Yes, he **has**.

Has she **got** a pizza**?**
No, she **hasn't**.

3 Write.

Yes, I have. No, I haven't.

4 Look, ask and answer.

Yes, he has. No, he hasn't. Yes, she has. No, she hasn't.

1 Has he got a cheese sandwich? No, he hasn't.
2 Has he got salad? _____
3 Has she got a milkshake? _____
4 Has she got chicken? _____
5 Has he got fries? _____

Lesson Three Song

1 Listen, point and repeat. 39

10	20	30	40	50
ten	twenty	thirty	forty	fifty
60	**70**	**80**	**90**	**100**
sixty	seventy	eighty	ninety	one hundred

2 Listen and sing. 40

3 Sing and do.



Let's count to one hundred!

Let's count to one hundred.
It's time to start.
10, 20, 30 …
Yes, good start!

Let's count to one hundred.
It's easy to do.
40, 50, 60 …
Yes, clever you!

Let's count to one hundred.
It's easy if you try.
70, 80 …
The numbers are high.

Let's count to one hundred.
Now we are done.
90, 100.
Counting is fun!



1 Listen, point and repeat. 41



2 Listen and chant. 42

There are grapes and bread,
And juice in a glass.

Friends together,
In the green, green grass.

Play with a frisbee,
Play football.

The friends have fun
With a big, brown ball.

3 Read the chant again. Circle the sounds *gr*, *br* and *fr*.

4 Listen and complete the words. 43

gr br fr



gr**apes** ____own ____een ____og ____isbee ____ush

Skills Time!

Reading

1 Look at the pictures and say the food words.

2 Listen and read. 44



One pizza and one banana milkshake, please.

We haven't got much food now. Sorry, it's late.

Have you got tomatoes?

No, sorry. We haven't got tomatoes now.



Have you got chicken? Or what about olives?

No, we haven't got chicken. And we haven't got olives. You're too late.



Oh no! And my milkshake? Have you got bananas?

Yes, we've got lots of bananas.



Oh good! One banana milkshake and one banana pizza, please!

A banana pizza?! Are you sure?

Yes, please.



Look! I've got a banana pizza! It's my new favourite!

3 **Tick (✓) the food they have got. Cross (✗) the food they haven't got.**

chicken [✗] bananas [ ] tomatoes [ ] pizza [ ] milkshake [ ]

Listening

1 Listen and write Yes or No. 45



Speaking

2 Point, ask and answer.

apples bananas grapes pears figs oranges

Writing

3 Write a question mark or a full stop.

Have you got a sandwich ? Yes, we have .

1 Has he got an apple ☐
2 She's got an orange ☐
3 We like fruit ☐
4 Do you like figs ☐
5 Can you ride a bike ☐
6 I can't ride a horse ☐

5 We've got English!

Lesson One Words

1 Listen, point and repeat. 46

art

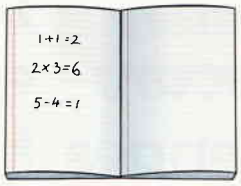

maths

English

2 Listen and chant. 47

science

PE

music

3 Listen and read. 48

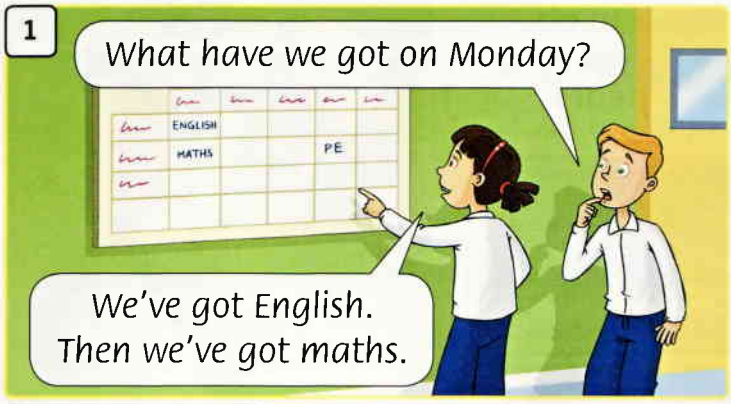

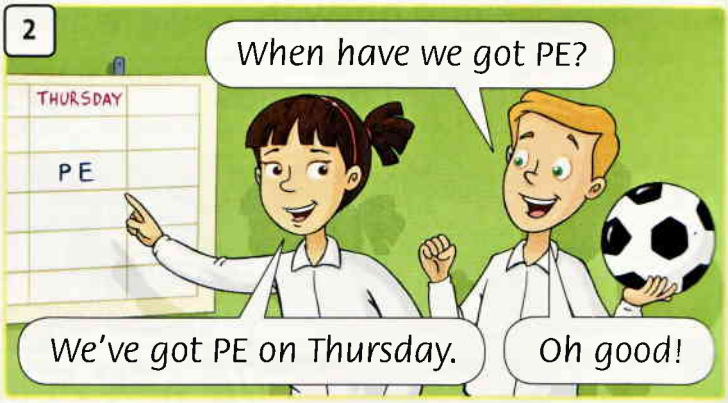

1 Listen to the story again and repeat. Act.

2 Look and say.

Let's learn!

What have we got on Monday?
We've got English.



When have we got PE?
We've got PE on Thursday.

These are our PE bags.

You can wear their clothes.

3 Write. our their

These are our bags.

Those are _____ bags.

These are _____ T-shirts.

Those are _____ T-shirts.

4 Point, ask and answer.

	Monday	Tuesday	Wednesday	Thursday
9·00	maths	science	art	music

What have we got on Tuesday?

We've got ...

When have we got ...?

We've got ... on ...

1 Listen, point and repeat. 49

playground


sports field


art room


computer room

2 Listen and sing. 50

3 Sing and do.

At our school

In the playground
We have lots of fun.
We play, we talk,
We jump, we run.

At our school. At our school. At our school.

On the sports field
We do PE.
We play sports together,
You and me.

At our school …

In the art room
We paint and draw.
We put our pictures
On the walls.

At our school …

In the computer room
We look and hear.
We put the headphones
On our ears.

At our school …

1 Listen, point and repeat. 51

dr

drum dress





tr

truck tree



cr

crayon crab

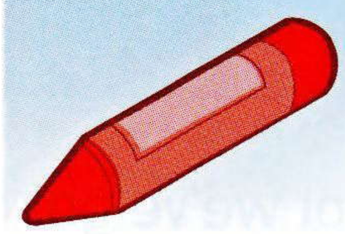



2 Listen and chant. 52

A train and a truck,
A crab and a drum.
I draw with my crayons,
And I have fun.

A girl in a dress,
A bird in a tree.
Get your crayons,
And draw with me.



3 Read the chant again. Circle the sounds *dr*, *tr* and *cr*.

4 Listen to the sounds and join the letters. 53

What has the boy got?

dr dr cr dr cr dr tr

tr cr dr tr tr cr dr

cr tr tr cr dr tr cr





Skills Time!

Reading

1 Look at the picture. What school subjects can you see?

2 Listen and read. 54

Our Computer Room

At our school we've got a big computer room. We've got 12 computers in the room, one for every pupil. The computers have got headphones, so the pupils can listen and speak.

In the computer room, the pupils can study English, music, maths and science. They do art here too; they can draw and colour pictures with the computer. The computers also help the pupils to read and write.

In Primary 2, the children come to the computer room every Tuesday and Thursday. Everyone likes these lessons.



3 Read again. Circle the false word and write the correct word.

1 We've got a small computer room. big

2 We've got 18 computers. _____

3 The pupils can listen and eat. _____

4 The computers help the pupils to run and write. _____

5 The children come every Tuesday and Wednesday. _____

Listening

1 Listen and number. 55

Speaking

2 Point, ask and answer about your school.

on the sports field	in the classroom	in the art room	in the computer room

football nets	whiteboard	crayons	computers

What have we got in the art room?

We've got ...

Writing

3 Circle the capital letters at the start of the days of the week.

We've got maths on Tuesday.

1 What have we got on Wednesday?

2 We go to the computer room on Thursday.

3 We've got art on Monday.

4 Have we got PE on Tuesday?

6 Let's play after school!

Lesson One Words

1 Listen, point and repeat. 56

help my mum

do my homework

visit my grandma

2 Listen and chant. 57

go swimming

have a music lesson

watch TV

3 Listen and read. 58

1 Listen to the story again and repeat. Act.

2 Look and say.

Let's learn!

I **visit** my grandma every Tuesday.

I **don't have** a music lesson.

I **go swimming** every Thursday.



I **don't watch** TV.

3 Write. watch go visit do have help

I have a music lesson.

I _____ my homework.

I _____ swimming.

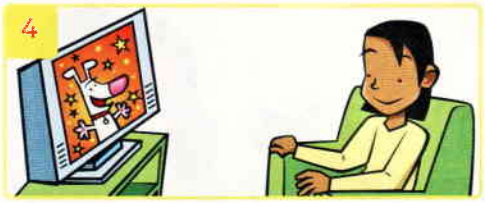

I _____ TV.

I _____ my dad.

I _____ my grandma.

4 Point and say.

Monday

Tuesday

Wednesday

Thursday

Monday.

I visit my grandma. I don't go swimming.

Lesson Three Song

1 Listen, point and repeat. 59

listen to music

play with friends

read a book

write an email

2 Listen and sing. 60

3 Sing and do.



After school

After school,
There's a lot to do.
Things on my own,
And things with you.

I do my homework,
I help my mum.
Then I play with friends,
And we have fun.

After school …

I write an email,
I read a book.
I listen to music,
I help to cook.

After school …



1 Listen, point and repeat. 61



2 Listen and chant. 62

Plums on a plate,
Plums on a plate.
Blue plums, black plums,
Plums on a plate.

A blanket on a bed,
A blanket on a bed.
There's a pretty flower
On the blanket on the bed.

3 Read the chant again. Circle the sounds *fl*, *pl* and *bl*.

4 Listen and complete the words. 63

fl pl bl

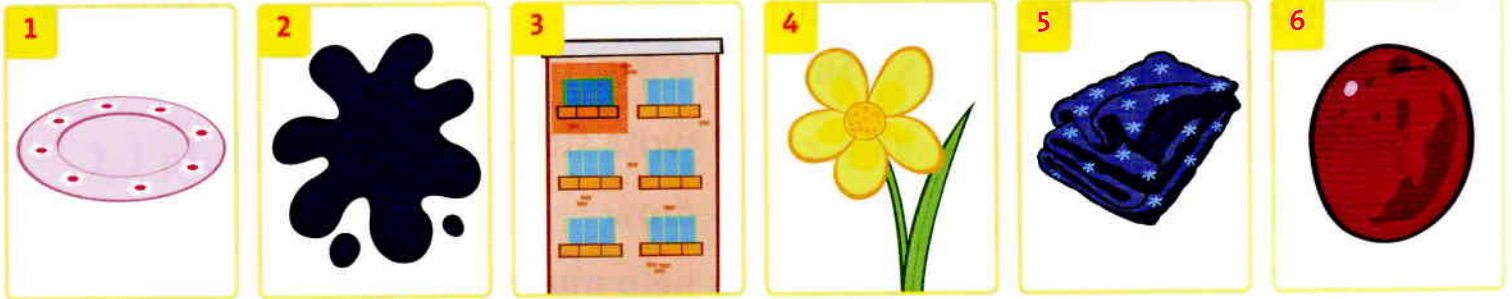

plate ___ue ___at ___ower ___anket ___um

Skills Time!

Reading

1 Look at the pictures. Say what the children do.

2 Listen and read. 64

What do they do after school?

My name's Max. After school, I do my homework. Then I go to the park. I play football with my friends. Then I watch TV.

I'm Julia. I love art. After school, I draw and paint pictures. Then I write stories. I put the stories and pictures on my bedroom wall.

I'm Luke. After school, I help my mum and dad. Then I listen to my CDs. I sing the songs. I really like music.



My name's Sara. I like sport. I go swimming every Monday. I play tennis with my brother every Tuesday. And every Thursday I skate in the park with my sister.

3 Read again. Who does each activity?

M = Max, J = Julia, L = Luke, S = Sara.

1 go to the park M
2 write stories ____
3 go swimming ____
4 draw ____
5 listen to CDs ____
6 help mum and dad ____
7 play football ____
8 skate in the park ____

Listening

1 Listen and tick (✓) or cross (✗). 65

Speaking

2 Look and say.

go swimming	read a book	have a music lesson	ride a bike
listen to music	do homework	play football	write an email

Number 1. I read a book. I don't ride a bike.

Number 2. I ...

Writing

3 Circle the verbs.

I ride my bike. I play football.

1 I play tennis.
2 I skate in the park.
3 I ride a horse.
4 I visit my cousin.
5 I listen to music.
6 I do my homework.

Remember
Verbs are doing words.

1 Circle the odd-one-out. Write.

1	maths	milkshake	fries	pizza	maths
2	science	salad	PE	art	_____
3	forty	English	eighty	one hundred	_____
4	play	help	visit	seventy	_____
5	read	music	maths	English	_____

2 Look and match.



1 Has the giraffe got a long neck?	c	a Yes, he has.
2 Has it got two legs?		b Yes, she has.
3 Has the boy got black hair?		c Yes, it has.
4 Has he got fries?		d No, she hasn't.
5 Has the girl got long hair?		e No, he hasn't.
6 Has she got a pizza?		f No, it hasn't.

3 Ask and answer.

Has the giraffe got a long neck? — Yes, it has.

Has ... ?

4 Tick (✓) the two pictures that start with the same sound. Write the letters.

1  gr

2 ____

3 ____

4 ____

5 Look and circle.

Monday	Tuesday	Wednesday	Thursday	Friday	Saturday	Sunday

1 I go swimming on **Wednesday** / **Thursday**.
2 I watch TV on **Friday** / **Tuesday**.
3 I don't listen to music on **Monday** / **Saturday**.
4 I visit my grandma on **Friday** / **Tuesday**.
5 I don't play football on **Tuesday** / **Sunday**.
6 I help my mum on **Wednesday** / **Sunday**.

6 Read and colour.

My work in units 4, 5 and 6 is

☺ **OK** ☺☺ **Good** ☺☺☺ **Excellent**

7 Let's buy presents!

Lesson One Words

1 Listen, point and repeat. 66

chocolate

sweets



balloon

2 Listen and chant. 67

present

cake

card

3 Listen and read. 68









1 Listen to the story again and repeat. Act.

2 Look and say.

Let's learn!



What **do** you like?
I **like** balloons.

I **don't like** sweets.

What **does** he like?
He **likes** chocolate.

He **doesn't like** balloons.

3 Write. likes doesn't like like don't like

4 Point, ask and answer.

What does he like? — He likes sweets.

What does she like? — She likes ...

Lesson Three Song

1 Listen, point and repeat. 69

neighbour



pastries

nuts

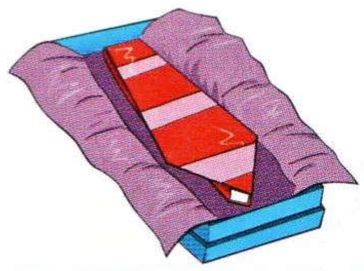

tie

2 Listen and sing. 70

3 Sing and do.

Our neighbours

Our neighbours are very kind.
They are Mr and Mrs Guss.
Mr Guss says, 'My dear friends,
Come and have lunch with us'.

Let's buy a present for Mr Guss.
What can we buy?
He likes pastries. He likes nuts.
Or let's buy a tie.

Let's buy a present for Mrs Guss.
What can we take?
She likes chocolate. She likes fruit.
Or let's take a cake.

Our neighbours are very kind.
They are Mr and Mrs Guss.
Mr Guss says, 'My dear friends,
Come and have lunch with us'.

1 Listen, point and repeat. 71

cl

cloud clock



gl

gloves glue



sl

slide slippers



2 Listen and chant. 72

I take off my slippers,
I go outside.
I put on my gloves,
And I play on the slide.

I look at the clock,
I see clouds in the sky.
Time to take off my gloves,
Time to say, 'Goodbye'.



3 Read the chant again. Circle the sounds *cl*, *gl* and *sl*.

4 Listen to the sounds and join the letters. 73

What has the girl got?

sl cl cl gl gl cl gl

gl gl sl cl sl sl sl

cl sl gl sl cl gl cl



Skills Time!

Reading

1 Look at the pictures. Who is the card for?

2 Listen and read. 74

Make a card for your mum!

1 Cut a rectangle of card. Fold it in half.



2 Think about your mum. What does she like? Does she like animals? Does she like sport? Or does she like flowers?

3 Draw and colour a picture on the front of the card.



4 Now open the card. Draw a picture of you with a big smile.



5 Write in the card, *Dear Mum, Thank you for everything you do for me.* Then write your name.

6 Give the card to your mum.



3 **Read again. Circle the correct word.**

1 Draw a picture on the front of the **cake** / **card**.
2 Now **close** / **open** the card.
3 Draw a picture of **Grandpa** / **you**.
4 Now **write** / **talk** on the card.
5 Give the card to your **mum** / **dad**.

Listening

1 Listen and match. 75

Harry [b]

Anna [ ]

Peter [ ]

Kim [ ]

Speaking

2 Point, ask and answer.

tennis art chocolate animals

What does he like? — He likes tennis.

What does she like? — She likes …

Writing

3 Look and write the long form.

don't = do not doesn't = does not

1 He doesn't like sweets. — He does not like sweets.

2 She doesn't like balloons. — She _____ like balloons.

3 I don't like bananas. — I _____ like bananas.

4 He doesn't like oranges. — He _____ like oranges.

5 I don't like snakes. — I _____ like snakes.

6 She doesn't like fish. — She _____ like fish.

8 What's the time?

Lesson One Words

1 Listen, point and repeat. 76

get up

have breakfast



go to school

go home

have dinner



go to bed

2 Listen and chant. 77

3 Listen and read. 78







1 Listen to the story again and repeat. Act.

2 Look and say.

Let's learn!

What's the time?
It's seven o'clock.

He gets up
at six o'clock.

She goes to bed
at nine o'clock.

He has dinner
at seven o'clock.

3 Write. Draw the time on the clocks.

has breakfast gets up goes to bed goes to school

1

He gets up
at six o'clock.

2

He _____
_____
at seven o'clock.

3

He _____
_____
at eight o'clock.

4

He _____
_____
at nine o'clock.

4 Point, ask and answer.

1

2

3

4

What's the time? It's ... o'clock.

1 Listen, point and repeat. 79


in the morning

in the afternoon

in the evening

at night

2 Listen and sing. 80

3 Sing and do.

What do you do in the morning?

What do you do? What do you do?
What do you do in the morning?

I get up.
I have my breakfast.
I go to school.
That's what I do. That's what I do.
That's what I do in the morning.

What do you do? What do you do?
What do you do in the afternoon?

I have my lunch.
I learn at school.
I go home.
That's what I do ...
... in the afternoon.

What do you do? What do you do?
What do you do in the evening?

I do my homework.
I have my dinner.
I play with my toys.
That's what I do ...
... in the evening.



What do you do? What do you do?
What do you do at night?

I say goodnight.
I brush my teeth.
I go to bed.
That's what I do ...
... at night.

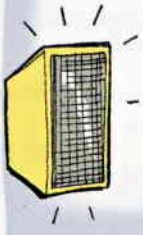

1 Listen, point and repeat. 81

2 Listen and chant. 82

Look at the small snake
In the snow.
A snake with a smile.
Watch it go.

Look at the stars
In the night sky.
It's time for bed, snake.
Say, 'Goodbye'.

3 Read the chant again. Circle the sounds *sm*, *sn*, *st* and *sk*.

4 Listen and circle the correct sound. 83

sm sn st



sm st sk



sm sn st

sm sn sk

sn st sk

Skills Time!

Reading

1 Look at the pictures. Say what the girl and her mum do.

2 Listen and read. 84

My name's Ruby. This is my day.

And this is my mum's day.

My day.

In the morning, I get up at seven o'clock.

I get dressed. I have breakfast – cereal, bread and milk. Then I go to school at eight o'clock.

I go to school by bus. I take my coat, my school bag and my lunch box. Our school bus is blue.

My mum's day.

My mum's a doctor. She starts work at six o'clock, so I don't see her in the morning.

She goes home at two o'clock and she cooks dinner. I see my mum in the afternoon and the evening.

3 Read again. Circle the false word and write the correct word.

1 Ruby gets up at (eight) o'clock. seven

2 She goes to school in the evening. _____

3 Her school bus is yellow. _____

4 Ruby's mum is a teacher. _____

5 Ruby's mum goes home at five o'clock. _____

Listening

1 Listen and draw the time. 85

My dad works at night!

Speaking

2 Look and say.

goes to bed | has breakfast | has lunch | gets up | goes to work

It's ten o'clock at night. | He ...

Writing

3 Circle *What* and underline *When*. Draw a square around *Where*.

What do you do in the morning? — I have my breakfast.
When do you get up? — I get up at seven o'clock.
Where do you go? — I go to school.

1 Where's my school bag? — It's under the chair.
2 What do you do at night? — I go to bed.
3 What's her name? — Her name's Rosy.
4 When have we got maths? — We've got maths on Tuesday.
5 When do you have dinner? — I have dinner at six o'clock.
6 Where's your brother? — He's in his bedroom.

9 Where does she work?

Lesson One Words

1 Listen, point and repeat. 86



hospital



school

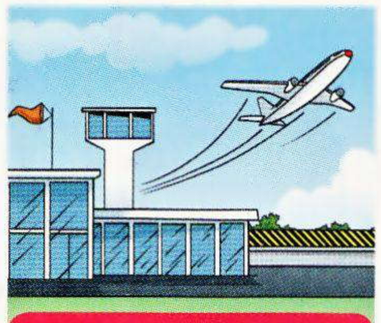

airport

2 Listen and chant. 87

police station



fire station

shop

3 Listen and read. 88







1 Listen to the story again and repeat. Act.

2 Look and say.

Let's learn!

Where **does** he work?
He works in a police station.

Does your mum work in an airport?
No, she **doesn't**.

Does she work in a shop?
Yes, she **does**.

3 Write.

Yes, she does. | No, she doesn't. | Yes, he does. | No, he doesn't.

Does he work in a hospital?
No, he doesn't.

Does she work in a shop?

Does he work in an airport?



Does she work in a school?

Does he work in a fire station?

Does she work in a police station?

4 Point, ask and answer.

Where does he work? | He works in a … | Where does she work? | She …

1 Listen, point and repeat. 89

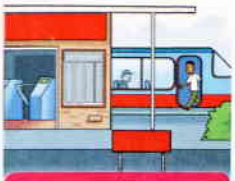
station


zoo

supermarket

bank

2 Listen and sing. 90

3 Sing and do.



Places to go

Places to go, things to see,
Out and about, my mum and me.

We go to the bank,
We go to the park.
We go to the zoo
Until it is dark.

Places to go, things to see,
Out and about, my mum and me.

We go to the shops,
Or a supermarket.
We put our shopping
In a basket.

Places to go, things to see,
Out and about, my mum and me.

We go to the airport,
We see some planes.
We go to the station
And see some trains.

Places to go, things to see,
Out and about, my mum and me.

1 Listen, point and repeat. 91

Magic *e* makes the vowel long!

2 Listen and chant. 92

Open the gate,
The gate, gate, gate.

See the lake,
The lake, lake, lake.

A smile on your face,
Your face, face, face.

Here is a cake,
A cake, cake, cake.

3 Read the chant again. Circle the sound *a*__*e*.

4 Listen and complete the words. 93

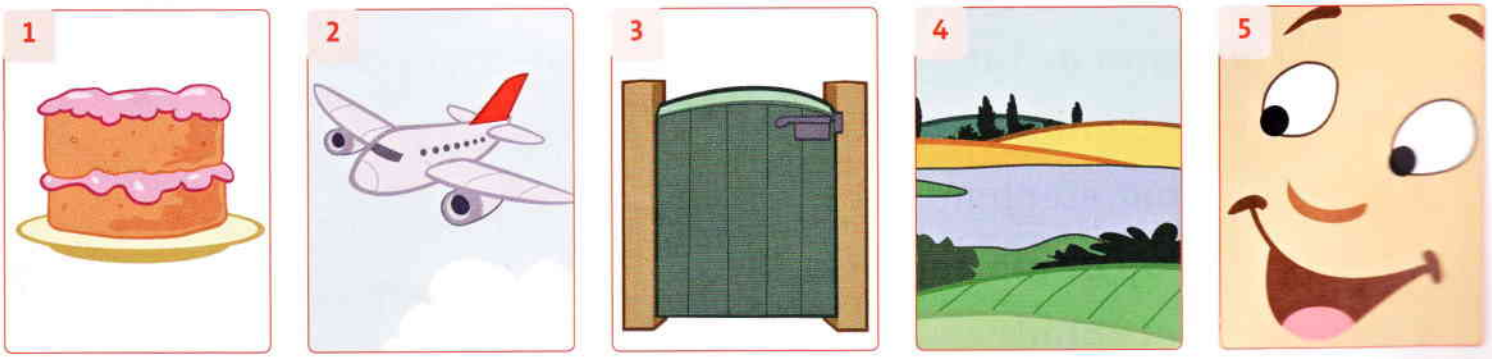

c a k e _____ a __ e __ a __ e __ a __ e __ a __ e

Reading

1 **Look at the picture. Where does she work? What animals can you see?**

2 **Listen and read.** 94

She works at a zoo!

I'm at the zoo with Molly. Molly works at the zoo. She looks after the big animals: elephants, giraffes, lions and tigers. Molly says,

"My favourite animals are the elephants. At the moment we've got six elephants at the zoo. Two of the elephants are babies. They're very cute."

Molly gets up every day at six o'clock. She starts work at seven o'clock. First she feeds the lions and tigers. They eat meat. Then she feeds the giraffes and the elephants. They eat vegetables. All the animals drink water. Molly says,

"I go home at three o'clock. I'm always happy as I love my job!"

3 **Read again. Circle the false word and write the correct word.**

1 Molly works at a station. zoo

2 Her favourite animals are the tigers. _____

3 There are four elephants at the zoo. _____

4 Molly gets up at nine o'clock. _____

5 The lions eat salad. _____

6 The animals drink juice. _____

Listening

1 Listen and circle the correct word. 95

1 Peter looks after the **big / little** animals.
2 His favourite animals are the **lions / parrots / monkeys**.
3 There are **23 / 32 / 17** monkeys at the zoo.
4 There are **five / four / seven** parrots at the zoo.
5 Fred is **blue and green / black and white / yellow and pink**.
6 Fred can **write / read / talk**.

Speaking

2 Ask and answer.

What are Peter's favourite animals? — They're monkeys.

How many monkeys are there? — There are ...

Writing

3 Circle the commas. Underline *and*.

She looks after elephants, giraffes, lions and tigers.

1 For breakfast I eat bread, cheese and yogurt.
2 In my room there is a bed, a cupboard, a rug and a chair.
3 I like lions, tigers, monkeys and zebras.
4 In my lunchbox I've got a sandwich, a drink, an apple and a biscuit.

1 Circle the odd-one-out. Write.

1	night	hospital	school	airport	night
2	morning	shop	afternoon	evening	_____
3	chocolate	bank	sweets	cake	_____
4	get up	go to school	go home	balloon	_____
5	zoo	police station	nuts	train station	_____

2 Read and circle.

1 My name is Dora. I **like** / **likes** balloons.

2 I **doesn't like** / **don't like** nuts or sweets.

3 This is my brother, Henry. He **doesn't like** / **don't like** chocolate or cakes.

4 He **like** / **likes** bananas and nuts.

5 My mum really **likes** / **like** nuts and pastries.

6 She **doesn't like** / **don't like** balloons.

3 Ask and answer.

What does Dora like? — She likes …

What does Henry like?

What does Dora's mum like?

4 Look and match.



1 She goes to school at [c]
2 She goes to bed at [ ]
3 She goes home at [ ]
4 She has breakfast at [ ]

a seven o'clock in the morning.
b nine o'clock at night.
c eight o'clock in the morning.
d three o'clock in the afternoon.

5 Say and point.

She goes to school at eight o'clock in the morning. | She ...

6 Look and circle the beginning sound.

1
cl gl sl

2
sm sn st

3
cl gl sl

4
sn st sk

5
cl gl sl

6
sm sn st

7 Read and colour.

My work in units 7, 8 and 9 is

OK Good Excellent

10 It's hot today!

Lesson One Words

1 Listen, point and repeat. 96

raining

windy

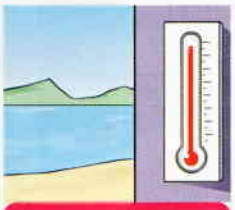
hot

2 Listen and chant. 97

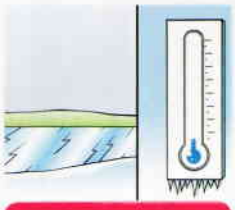
cold

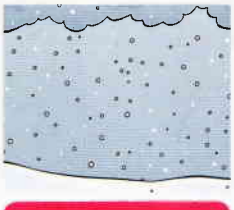
snowing

sunny

3 Listen and read. 98



1 Listen to the story again and repeat. Act.

2 Look and say.

Let's learn!

What's the weather like?
It's windy.

It's raining.

Put on your sun hat.

Don't put on your coat.

3 Write.

Put on Don't put on Open Don't open

Open the window.

_____ your coat.

_____ the window.

_____ your hat.

4 Point, ask and answer.

raining windy hot cold snowing sunny





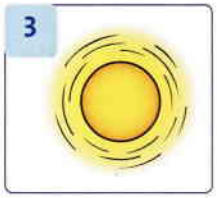

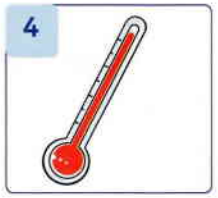

What's the weather like? It's ...

Lesson Three Song

1 Listen, point and repeat. 99

fly a kite

make a snowman

wear coats

go outside

2 Listen and sing. 100

3 Sing and do.

What's the weather like today?

What's the weather, what's the weather,
What's the weather like today?
Is it cold or is it sunny?
Can we go outside to play?

When it's windy, when it's windy,
We go outside, we fly our kite.
The kite goes high up in the sky
And we play until it's night.

When it's snowing, when it's snowing,
We make a snowman in the snow.
We wear our coats and play together,
Until it's time to go.

When it's sunny, when it's sunny,
We wear our hats and go outside.
We play together at the park,
And have a fun time on the slide.

What's the weather, what's the weather ...

1 Listen, point and repeat. 101

2 Listen and chant. 102

Ride your bike. Fly your kite.
The bike is red. The kite is white.
White kite, white kite.

Count the children in the line.
All together there are nine.
Nine in the line. Nine in the line.

3 Read the chant again. Circle the sound *i*__*e*.

4 Listen and complete the words. 103



l i n e

__i__e

__i__e

_____i__e



__i__e

Reading

1 Look at the pictures. What is the weather like?

2 Listen and read. 104

Here is the weather ...

It's six o'clock in the morning. Here is the weather news. It's very cold outside. Wear warm coats and hats. Have a nice morning.

Here is the weather at nine o'clock. It's raining now. Don't forget your umbrellas and your raincoats. Don't get wet!

It's two o'clock in the afternoon. The weather now is sunny and hot. Don't forget your sun hats and sunglasses. Have a nice afternoon in the sun.

It's seven o'clock and here is the weather. It's very windy outside now. It's a good time to fly a kite. But don't let your hats fly away!

3 Read again. Match.

1 six o'clock [b] 2 nine o'clock [ ] 3 two o'clock [ ] 4 seven o'clock [ ]





Listening

1 Listen and tick (✓) the correct picture. 105

1 Monday



2 Wednesday



3 Friday



4 Sunday

Speaking

2 Point, ask and answer.

sunny raining windy cold hot snowing

Monday Tuesday Wednesday Thursday Friday Saturday

It's Monday. What's the weather like?

It's …

Writing

3 Circle the verbs. Underline the adjectives.

He wears his big coat.

1 She opens her yellow umbrella.

2 He eats a hot pizza.

3 I drink a cold milkshake.

4 We play in the small playground.

Remember

Adjectives are describing words.

11 What are you wearing?

Lesson One Words

1 Listen, point and repeat. 106

2 Listen and chant. 107

skirt | scarf | gloves | jeans | boots | shirt

3 Listen and read. 108

1 Listen to the story again and repeat. Act.

2 Look and say.

Let's learn!

What **are** you wear**ing**?
I'm wear**ing**
a blue skirt.

What**'s** he wear**ing**?
He's wear**ing**
a yellow shirt.

What**'s** she wear**ing**?
She's wear**ing**
red trousers.

3 Match and write.

skirt gloves jeans boots shirt

1 What are you wearing? [b]
2 What's Joe wearing? [ ]
3 What's Milly wearing? [ ]
4 What's Tim wearing? [ ]
5 What's Rosy wearing? [ ]

a He's wearing blue _____.

b I'm wearing a black _____.

c He's wearing a red _____.

d She's wearing green _____.

e She's wearing brown _____.

4 Ask and answer.

What's Joe wearing? *He's wearing ...*

Lesson Three Song

1 Listen, point and repeat. 109

o'clock

quarter past

half past

quarter to

2 Listen and sing. 110

3 Sing and do.

Here comes the train!

On Platform A
Here comes the train.
It's long and red.
Here comes the train.
What's the time? What's the time?
It's three o'clock.



On Platform B
Here comes the train.
It's short and grey.
Here comes the train.
What's the time? What's the time?
It's quarter past three.

On Platform C
Here comes the train.
It's very fast.
It doesn't stop.
What's the time? What's the time?
It's half past three.



On Platform D
Here comes the train.
It's very slow.
And it stops.
What's the time? What's the time?
It's quarter to four.

1 Listen, point and repeat. 111

2 Listen and chant. 112

The dog has got my rope.
The dog is on a stone.

Hurry up, dog.
I want to go home.

My nose is cold.
Here is a bone.

Hurry up, dog.
I want to go home.

3 Read the chant again. Circle the sound o__e.

4 Listen and complete the words. 113

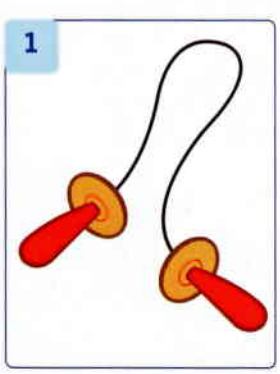

r o p e

__o__e

_____o__e

__o__e

__o__e

Reading

1 Look at the pictures. What colour is the coach? What's the time?

2 Listen and read. 114

At the coach station



At the coach station
The coaches pass by.
We look at all the people.
They wave and say 'Hi'.

Here comes my coach.
It's half past two.
It's red and yellow.
It's got pictures on it too.

I look at all the bags,
Some are big, some are small.
I look at all the people,
Some are short, some are tall.

They've got red coats, green coats,
yellow coats, blue.
They've got long hair, short hair
and curly hair too.

We get on the coach,
We go and sit down.
And off goes the coach
To our aunt's seaside town.

3 Read again. Circle the false word and write the correct word.

1 They are at the (train) station. coach
2 It's half past nine. _____
3 The coach is red and green. _____
4 Some bags are big. Some are short. _____
5 They go to their grandpa's seaside town. _____

Listening

1 Listen and number. 115

Speaking

2 Point, ask and answer.

What's she wearing?

She's wearing …

He's wearing a red shirt. Who is it?

It's number …

Writing

3 Circle *to* and *past*. Tick (✓) the correct clock.

It's quarter (to) three. ✓

1 It's quarter past nine.

2 It's quarter to seven.

3 It's quarter to four.

4 It's quarter past eight.

12 You're sleeping!

Lesson One Words

1 Listen, point and repeat. 116

wedding

guests

cake

2 Listen and chant. 117

bride

band



invitation

3 Listen and read. 118





1 Listen to the story again and repeat. Act.

2 Look and say.

Let's learn!

What **are** you **doing**?
I'm dancing with Dad.

What **are** you **doing**?
We're watching a video.

What**'s** he **doing**?
He's eating the cake.

What **are** they **doing**?
They're talking.

3 Look and circle.

1

The girl has got **a cake / an invitation**.
She's **reading / singing** it.

2

Listen to the **band / wedding**.
They're **eating / playing music**.

3

Look at the **guests / bride**.
She's **wearing / eating** a white dress.

4

Look at the **invitations / guests**.
They're **sleeping / talking**.

5

This is the **wedding cake / band**.
We're **reading / eating** it.

Lesson Three Song

1 Listen, point and repeat. 119

make a cake

wash the car

brush my hair

take photos

2 Listen and sing. 120

3 Sing and do.

We're getting ready for the wedding!

We're getting ready for the wedding.
My cousin is the lovely bride.
I'm wearing a suit,
I'm wearing a tie.
I've got my family by my side!

Mum's making cakes for the wedding.
Dad is washing the car.
My sister is wearing
A big pink dress.
How excited we all are!



We're getting ready for the wedding.
Now I'm brushing my hair.
My sister is taking lots of photos.
We can't wait to be there!

1 Listen, point and repeat. 121



2 Listen and chant. 122

This month is June
And it's my birthday!
I've got a puzzle cube,
I can play all day.

I've got a new flute
For my birthday,
And a poster in a tube.
What a happy day!

3 Read the chant again. Circle the sound *u*__*e*.

4 Listen and complete the words. 123



t u b e __u__e _____u__e __u__e

Lesson Five Skills Time!

Reading

1 Look at the pictures. What are they doing?

2 Listen and read. 124

reply | forward | delete | save

Dear Hannah,

How are you? We're very well. We're getting ready for our summer party. All our family and friends are coming. My brother and I are helping Mum and Dad. We're cooking and cleaning the flat together.

Look at this photo. I am with my mum and aunt, Lola. We're choosing party dresses. I like the green and white dress.

Look at this. We all like the yellow invitations with purple letters. They're pretty and fun. What do you think?

And here, we're choosing party cakes. My brother likes the little cakes. I like the big chocolate cake.

I will send photos of the party soon.

Love from Bella

3 Read again. Write.

1 Who is Bella helping? She's helping her mum and dad.

2 What is her aunt's name? Her name's _____.

3 What colour is Bella's party dress? It's _____ and _____.

4 What colour are the invitations? They're _____ and _____.

5 What cakes does Bella's brother like? He likes the _____ cakes.

6 What cake does Bella like? She likes the big _____ cake.

Listening

1 Listen and number. 125

Speaking

2 Point, ask and answer.

eating	dancing	taking photos	drinking	talking

What's he doing? He's dancing. What's she ...?

Writing

3 Read and circle *ing*.

I'm eating my breakfast.

1 We're singing songs together.
2 He's talking to his friend.
3 They're listening to the music.
4 She's watching the band.
5 She's writing the invitations.

Review 4

1 Circle the odd-one-out. Write.

1	bride	wedding	guest	jeans	jeans
2	boots	sunny	shirt	gloves	_____
3	band	raining	windy	cold	_____
4	quarter to	scarf	o'clock	half past	_____
5	skirt	socks	cake	boots	_____

2 Write.

o'clock half past quarter to quarter past

hot cold raining snowing windy sunny

It's quarter to eight.

It's cold .

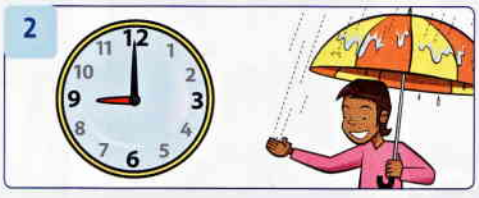

It's nine _____.

It's _____.

It's _____ nine.

It's _____.

It's _____ eleven.

It's _____.

It's _____ four.

It's _____.

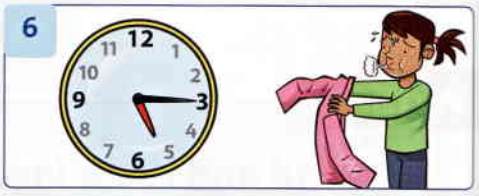

It's _____ five.

It's _____.

3 Point, ask and answer.

What's the time? It's ... What's the weather like? It's ...

4 Say the word and circle the correct sound.

1

a_e i_e o_e u_e

2

a_e i_e o_e u_e

3

a_e i_e o_e u_e

4

a_e i_e o_e u_e

5

a_e i_e o_e u_e

5 Look and match.

1	Is he dancing?	C	a No, they aren't.
2	Are they singing?		b Yes, I am.
3	Is he drinking?		c Yes, he is.
4	Are you eating?		d Yes, they are.
5	Is she playing?		e No, she isn't.
6	Are they talking?		f No, he isn't.

6 Read and colour.

My work in units 10, 11 and 12 is

OK Good Excellent

13 Look at all the animals!

Lesson One Words

1 Listen, point and repeat. 126


cow

goat

horse

2 Listen and chant. 127


sheep

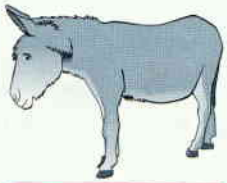
donkey

goose

3 Listen and read. 128





1 Listen to the story again and repeat. Act.

2 Look and say.

Let's learn!

This cow is bigger than that cow.



This sheep is smaller than that sheep.

3 Write.

bigger than | smaller than | taller than | shorter than

1



The horse is bigger than the goat.

2

The girl is _____ the boy.

3

The boy is _____ the girl.

4



The sheep is _____ the cow.

4 Point and say.

The boy is shorter than the girl.

The girl is ...

The goose is ...

The hen is ...

Lesson Three Song

1 Listen, point and repeat. 129

loud

quiet

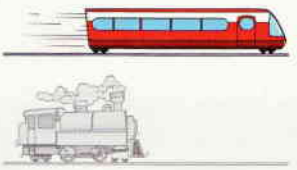
fast

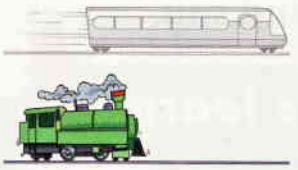
slow

2 Listen and sing. 130

3 Sing and do.

On the farm

The chick is quiet on the farm.
'Cheep, cheep, cheep,' says the chick.
The chick is quiet on the farm.
'Cheep, cheep, cheep.'

The hen is louder than the chick.
'Cluck, cluck, cluck,' says the hen.
The hen is louder than the chick.
'Cluck, cluck, cluck.'

The goose is louder than the hen.
'Honk! Honk! Honk!' says the goose ...





The cow is slow on the farm.
'Clop, clop,' goes the cow.
The cow is slow on the farm.
'Clop, clop, clop.'

The goat is faster than the cow.
'Clip, clip, clip,' goes the goat ...

The horse is faster than the goat.
'Trot, trot, trot,' goes the horse ...

Skills Time!

Reading

1 **Look at the pictures. Where are the children? What animals can you see?**

2 **Listen and read.** 134

On Wednesday there is a school trip to a farm.
There are sheep, cows, goats, hens and horses at the farm.

There are also fruit trees: figs, oranges and pears.

Don't be late for school. The bus leaves at nine o'clock.
We go back to school at three o'clock.

Wear your school clothes on Wednesday.
Bring your lunch box and a drink.
Wear your sun hats and put on sun cream.

Here are the rules for the farm:

1 Don't touch the animals.
2 Don't feed the animals.
3 Don't open the gates. The animals can run away.
4 Don't eat the fruit.
5 Listen to the farmer.

And finally, enjoy your trip!

3 **Read again. Circle the correct word.**

1 The school trip is on **Monday / Tuesday / Wednesday.**
2 The trip is to a **zoo / farm / shop.**
3 There are **plum / fig / apple** trees.
4 They go to the farm at **nine / eight / three** o'clock.
5 They can wear a **coat / sun hat / T-shirt.**
6 They can bring **a drink / an ice cream / a toy.**

Listening

1 Listen and number. 135





Speaking

2 Look and say.

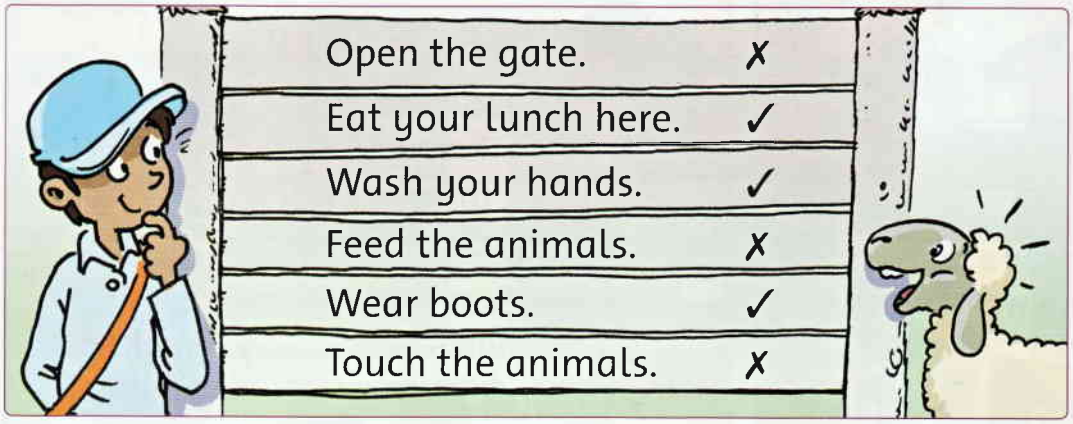

Don't open the gate.

Eat ...

Writing

3 Write *and* to connect the sentences.

This is a cow. This is a goat. This is a cow and this is a goat.

1 I am seven. My sister is nine. I am seven _____ my sister is nine.

2 There is a sheep. There are chicks.
There is a sheep _____ there are chicks.

3 We play football. They go swimming.
We play football _____ they go swimming.

14 Look at the photos!

Lesson One Words

1 Listen, point and repeat. 136

2 Listen and chant. 137

kind

naughty

wet

dry

fridge

photo

3 Listen and read. 138







1 Listen to the story again and repeat. Act.

2 Look and say.

Let's learn!

I was happy.

She wasn't wet.

You were kind.

They weren't sad.

3 Look and circle.

1

She **was** / **were** kind.

2

They **wasn't** / **weren't** wet.

3

He **was** / **were** naughty.

4

You **wasn't** / **weren't** dry.

5

I **was** / **were** tired.

6

She **wasn't** / **weren't** cold.

4 Point and say.

She was kind. They ...

1 Listen, point and repeat. 139


tidy

untidy

floor

rubbish

2 Listen and sing. 140

3 Sing and do.

The house was so untidy!

Hello, Mum,
The party was fun.
Everyone was happy,
Each and every one.

But after the party,
Balloons were on the door.
Food was on the table,
And cards were on the floor.

The house was so untidy,
So here is your surprise …
Open the door,
And open your eyes!

The food is in the fridge,
The rubbish in the bin.
Now the house is tidy,
So come on in!

Thank you!

1 Listen, point and repeat. 141

2 Listen and chant. 142

A lion cub is playing with a cube.
Cub, cub, cub.
Cube, cube, cube.

An orange pip is in a pipe.
Pip, pip, pip.
Pipe, pipe, pipe.

There's tape on the tap on the sink.
Tap, tap, tap.
Tape, tape, tape.



3 Circle the short vowels. Underline the long vowels.

1 Tim 2 cube 3 tap 4 pip 5 tape 6 time 7 cub 8 pipe

4 Listen and circle the correct word. 143



cub / cube

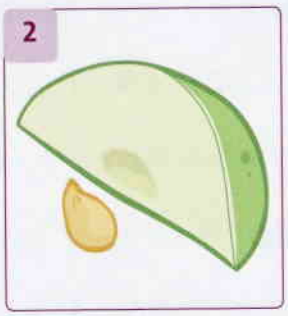

pip / pipe

tap / tape

cub / cube

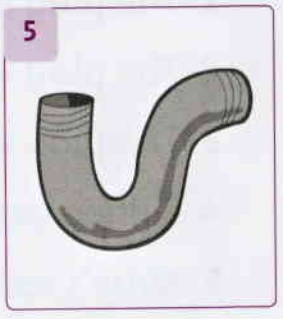

pip / pipe

Reading

1 Look at the pictures. What are the children wearing?

2 Listen and read. 144

Our school play

by Katie Evans in Primary 2.

This year, our school play was *Little Red Riding Hood*.

The play was in the classroom on Thursday afternoon. Our families were there.

I was the girl. Sidney was the wolf and Zoe was the grandma.

My costume was a big red coat with a hood. Sidney's costume was a big wolf's head. He was very scary.

The play was lots of fun. Our families were happy and proud of us.



We love English. And we love acting English stories. Thank you to our English teacher, Mrs Hope, for all her hard work. And thank you to our families for all their help. Primary 2 was brilliant. Now we are ready for Primary 3.

3 Read again. Circle the false word and write the correct word.

1 The play was on (Tuesday.) Thursday

2 The play was in the morning. _____

3 The play was in the playground. _____

4 Sidney was the cat. _____

5 Katie's costume was blue. _____

6 Mrs Hope is the art teacher. _____

Listening

1 Listen and write T (true) or F (false). 145



Speaking

2 Look and say.

donkey lion birds giraffes

He was a ...

She was a ...

They were ...

Writing

3 Read. Circle *and*. Underline *or*.

I like donkeys and horses. I don't like dogs or cats.

1 I don't like tennis or football.

2 I like cakes and bananas.

3 I can't swim or ride a bike.

4 I can skate and ride a horse.

5 Today we've got English and maths.

6 We haven't got science or PE.

15 Well done!

Lesson One Words

1 Listen, point and repeat. 146

man

men

woman

2 Listen and chant. 147

women

child

children

3 Listen and read. 148



1 Listen to the story again and repeat. Act.

2 Look and say.

Let's learn!

There weren't any children.

There were some teachers.

3 Write. some any

There weren't any men.

There weren't _____ children.

There were _____ women.

There were _____ children.

There weren't _____ men.

There weren't _____ women.

4 Point, ask and answer.

man men woman women child children

Picture 1. How many men were there?

There were two men.

How many ...?

Lesson Three Song

1 Listen, point and repeat. 149

1st
first

2nd
second

3rd
third

4th
fourth

2 Listen and sing. 150

3 Sing and do.

The race

There was a race.
Go, go, go!
Some children were fast,
And some were slow.

Joe was fourth.
He wasn't very fast.
His bag was very heavy,
So he was last.

Emily was third.
She was faster than Joe.
But she lost her shoe,
So she was a little slow.

Oscar was second.
Just behind Kim.
He was very fast,
But she was faster than him.

Kim was first.
Run, run, run!
What a fast runner.
She was number one!

1 Listen, point and repeat. 151

ng

ring king swing

nk

bank sink pink

2 Listen and chant. 152

Sing a song while you swing, swing, swing.

Look at the king with his ring, ring, ring.

Wash your hands at the sink, sink, sink.

Now you're thirsty, have a drink, drink, drink.

3 Read the chant again. Circle the sounds *ng* and *nk*.

4 Listen and complete the words. 153

1

r i n g

2

b a ___

3

s w i ___

4

k i ___

5

p i ___

Reading

1 Look at the pictures. What is the horse doing? **2** Listen and read. 154

Suzy is a fairground horse. She is behind a red horse and in front of a blue horse. She goes round and round every day.

But Suzy isn't happy.
"I want to run in the fields," she says. "I want to eat the green grass. I want to be a *real* horse!"

The next day Suzy moves her head. She moves her tail.
"Hurrah!" says Suzy. "I'm a real horse now!"

Suzy runs to the field. She eats the green grass. She drinks the fresh water. She is very, very happy.

But that night, Suzy isn't happy.
She's cold. She's wet. And she's scared.
"I miss my friends," she says. "I miss the red horse and the blue horse."

In the morning, Suzy says goodbye to the green grass. She says goodbye to the fresh water. Suzy goes back to the fairground.
"I'm a happy horse," she says. "I can go round and round every day with my friends, the red horse and the blue horse."

Listening

1 Listen and number. 155



Speaking

2 Point, ask and answer.

drinking running eating

What's Suzy doing?

She's ...



cold happy scared
sad hot brave

Is she sad?

No, she isn't. She's ...



Writing

3 Circle the *ies* endings. Underline the *s* endings.

teddy	teddies
lolly	lollies

boy	boys
monkey	monkeys

I've got four teddies.
There aren't any boys here.

1 There are lots of toys in my bedroom.

2 She likes lollies.

3 Look at the funny monkeys.

1 Circle the odd-one-out. Write.

1 cow goat horse man — man

2 children fridge women men — _____

3 kind wet naughty donkey — _____

4 photo second fourth first — _____

5 loud quiet first fast — _____

2 Look and circle the correct word.

1 The girl is **taller** / **shorter** than her brother.

2 Her coat is **smaller** / **bigger** than her brother's coat.

3 She is **faster** / **slower** than her brother.

4 The boy is **faster** / **slower** than his sister.

3 Say.

The girl is taller than her brother. Her coat is …

4 Tick (✓) the picture that contains the sound.

1 u_e

2 i_e



3 u

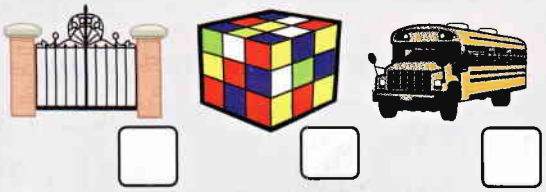

4 o_e

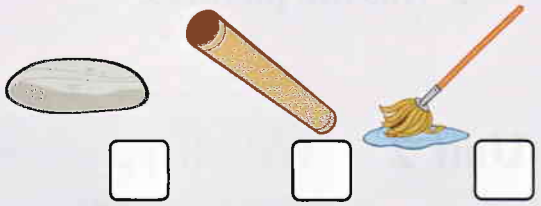

5 i



6 o

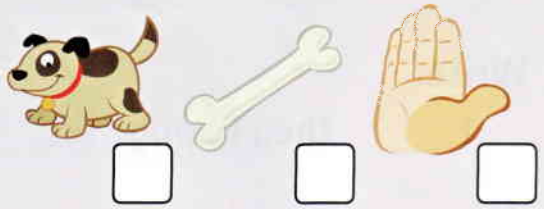

5 Read and circle the correct word.

1 On Wednesday, it **was** / **were** our school play.

2 The children **wasn't** / **weren't** in the classroom.

3 They **was** / **were** in the playground.

4 Our mums and dads **was** / **were** there too.

5 Our teacher **wasn't** / **weren't** sad.

6 He **was** / **were** very proud of us.

7 All the children **was** / **were** very happy!

6 Read and colour.

My work in units 13, 14 and 15 is

OK Good Excellent

Grammar reference

Unit 1

This is a computer.	**These are** tables.
That is a chair.	**Those are** posters.

Read and tick (✓) or cross (✗).

1 These is my bag. ___ 2 That is a pencil case. ___
3 This are pictures. ___ 4 Those are pegs. ___

Unit 2

We're happy.	**Are they** hungry? Yes, **they are**.
They're tired.	No, **they aren't**.

Write.

1 _____ they happy? Yes, _____. 2 _____ they hot? No, _____.

Unit 3

I **can** skate.	**Can** she play tennis? Yes, she **can**.
I **can't** swim.	No, she **can't**.

Order the words.

1 she football play ? Can _____
2 can Yes, she . _____
3 skateboard can't . I _____

Unit 4

Have you **got** a milkshake?	Yes, I **have**.
	No, I **haven't**.
Has he **got** fries?	Yes, he **has**.
	No, he **hasn't**.

Write.

1 _____ you got a sandwich? Yes, _____
2 _____ he _____ a pizza? No, _____

Unit 5

What have we got on Monday? **We've got** English.
When have we got PE? **We've got** PE on Thursday.

These are **our** bags.
These are **their** books.

Order the words.

1 maths got When we ? have _____
2 maths We've . on got Tuesday _____
3 our are . These T-shirts _____

Unit 6

I **visit** my grandma. I **have** a music lesson.
I **don't visit** my grandma. I **don't have** a music lesson.

Write.

1 (✗) go swimming I don't go swimming.
2 (✓) help my mum _____
3 (✗) watch TV _____
4 (✓) do my homework _____

Unit 7

What **do** you like? I **like** balloons. What **does** he like? He **likes** sweets.
I **don't like** nuts. He **doesn't like** pastries.

Write. What does he like?

1 (nuts ☺) He _____ nuts. 2 (chocolate ☹) He _____ chocolate.

Unit 8

What's the time? **It's** seven **o'clock**. She gets up **at** seven o'clock.
She goes to school **at** eight o'clock.
He has dinner **at** six o'clock.

Order the words.

1 o'clock It's . eleven _____
2 lunch . at has o'clock twelve She _____

Unit 9

Where **does** he work? He works in an airport.

Does she work in a shop? Yes, she **does**.
No, she **doesn't**.

Write.

1 He / police station? Does he work in a police station?
2 No, _____
3 She / hospital? _____
4 Yes, _____

Unit 10

It's sunny. **Put on** your sun hat.
Don't put on your coat.

Write.

1 It's hot. _____ your coat.
2 It's sunny. _____ your sun hat.
3 It's cold. _____ your shorts.

Unit 11

What **are** you wear**ing**? **I'm** wear**ing** a blue skirt.
What**'s** he wear**ing**? **He's** wear**ing** red gloves.

Write.

1 What _____ you wearing? _____ wearing jeans.
2 What _____ he wearing? _____ a blue T-shirt.
3 What _____ wearing ? She's _____ black boots.

Unit 12

What **are you** doing?	**I'm** talk**ing.** **We're** sing**ing.**
What**'s he** doing?	**He's** eat**ing** a sandwich.
What **are they** doing?	**They're** danc**ing.**

Write.

1 What _____ she doing? _____ reading.
2 What _____ doing? I'm taking photos.

Unit 13

The sheep is big**ger than** the goat. | The boy is short**er than** the girl.

Write.

1 The horse is bigger than the sheep.
The sheep _____ the horse.
2 The girl is taller than the boy.
The boy _____ the girl.

Unit 14

I **was** naughty.	You **were** happy.
He **wasn't** sad.	They **weren't** cold.

Write.

1 (✗) I wasn't happy.
2 (✓) You _____ kind.
3 (✓) He _____ brave.
4 (✗) They _____ hungry.

Unit 15

There **were some** children.
There **weren't any** men.

Write.

1 There were some men.
2 There _____ any women.
3 There weren't _____ children.
4 There _____ some animals.

OXFORD
UNIVERSITY PRESS

Great Clarendon Street, Oxford OX2 6DP

Oxford University Press is a department of the University of Oxford. It furthers the University's objective of excellence in research, scholarship, and education by publishing worldwide in

Oxford New York

Auckland Cape Town Dar es Salaam Hong Kong Karachi Kuala Lumpur Madrid Melbourne Mexico City Nairobi New Delhi Shanghai Taipei Toronto

With offices in

Argentina Austria Brazil Chile Czech Republic France Greece Guatemala Hungary Italy Japan Poland Portugal Singapore South Korea Switzerland Thailand Turkey Ukraine Vietnam

OXFORD and OXFORD ENGLISH are registered trade marks of Oxford University Press in the UK and in certain other countries

© Oxford University Press 2009

The moral rights of the author have been asserted

Database right Oxford University Press (maker)

First published 2009
2013 2012 2011 2010 2009
10 9 8 7 6 5 4 3 2 1

No unauthorized photocopying

All rights reserved. No part of this publication may be reproduced, stored in a retrieval system, or transmitted, in any form or by any means, without the prior permission in writing of Oxford University Press, or as expressly permitted by law, or under terms agreed with the appropriate reprographics rights organization. Enquiries concerning reproduction outside the scope of the above should be sent to the ELT Rights Department, Oxford University Press, at the address above

You must not circulate this book in any other binding or cover and you must impose this same condition on any acquirer

Any websites referred to in this publication are in the public domain and their addresses are provided by Oxford University Press for information only. Oxford University Press disclaims any responsibility for the content

ISBN: 978 0 19 481218 4 CLASS BOOK AND MULTIROM PACK
ISBN: 978 0 19 481212 2 CLASS BOOK
ISBN: 978 0 19 481223 8 MULTIROM

Printed in China

ACKNOWLEDGEMENTS

Cover and title page illustration by: Tomek Giovanis & Christos Skaltas

Illustrations by: Kathy Baxendale pp 18 (handwriting), 58, 59. Andy Catling/Advocate pp 104, 105. Simon Clare pp 11, 17, 23, 26 (ex 3), 31, 37, 47 (ex 4), 51, 57, 63, 67 (ex 6), 71, 77, 83, 87 (ex 4), 91, 97, 103, 107 (ex 4). Amanda Enright/Advocate pp 25 (ex 2), 43, 64, 65, 78, 79. Andy Hamilton pp 6 (ex 2), 7, 8 (ex 1), 9 (ex 3 & 4), 10 (ex 1), 14 (ex 1), 15 (ex 3 & 4), 16 (ex 1), 20 (ex 1), 21 (ex 3), 22 (ex 1), 27, 28 (ex 1), 29 (ex 3 & 4), 34 (ex 1), 35 (ex 3 & 4), 36 (ex 1), 40 (ex 1), 41 (ex 3 & 4), 42 (ex 1), 46, 47 (ex 5), 48 (ex 1), 49 (ex 3), 50 (ex 1), 54 (ex 1), 55 (ex 3 & 4), 56 (ex 1), 60 (ex 1), 61 (ex 3), 62 (ex 1), 66, 67 (ex 4), 68 (ex 1), 69 (ex 3 & 4), 70 (ex 1), 74 (ex 1), 76 (ex 1), 80 (ex 1), 81 (ex 3), 82 (ex 1), 86, 87 (ex 5), 88 (ex 1), 89 (ex 3 & 4), 90 (ex 1), 94 (ex 1), 95 (ex 3), 96 (ex 1), 100 (ex 1), 102 (ex 3 & 4), 102 (ex 1), 106, 107 (ex 5). Tomek Giovanis & Christos Skaltas pp 4, 5, 8 (ex 2), 9 (ex 2), 14 (ex 3), 15 (ex 2), 20 (ex 3), 21 (ex 2), 26 (ex 2), 27 (ex 3), 28 (ex 2), 34 (ex 3), 35 (ex 2), 40 (ex 3), 41 (ex 2), 48 (ex 3), 49 (ex 2), 54 (ex 3), 55 (ex 2), 60 (ex 3), 61 (ex 2), 68, (ex 3), 69 (ex 2), 74 (ex 3), 75, 80 (ex 3), 81 (ex 2), 88 (ex 3), 89 (ex 2), 94 (ex 3), 95 (ex 2), 100 (ex 3), 101 (ex 2). Dusan Pavlic/Beehive Illustration pp 12, 13, 18, 19, 38, 39, 92, 93, 98, 99. Lisa Smith/Sylvie Poggio pp 32, 33, 72, 73. Jo Taylor/Sylvie Poggio (songs) pp 6, 10, 16, 22, 30, 36, 42, 50, 56, 62, 70, 76, 82, 90, 96, 102.

The Publisher would like to thank the following for their kind permission to use photographs and other copyright material: Alamy pp 44 (boy with football/Lenscap, girl painting/Image Source Pink, girl rollerblades/Clare Charleson), 45 (hands and homework/Imagebroker, CD Player/Oliver Leedham), 53 (boy/Woodystock, paints/Michael Riccio, sponge animals/Kari Marttila, chocolates/Food Folio); Dorling Kindersley p 45 (open book); Getty Images pp 44 (boy listening to music); OUP pp 24 (tricycle), 45 (boy's bike, football, sheet music), 53 (boy/girl), 58 (girl), 59 (girl); Photolibrary.com p 45 (swimming pool/age footstock), (girl/BlindImages); Punchstock p 45 (computer), 53 (tennis racquet); Raleigh UK p 24 (girl and boy bike).

Commissioned photography by: Chris King pp 52, 84, 85.

We would also like to thank the following for their help: Debenhams Oxford and The Cake Shop, Oxford Covered Market.

Family and Friends

Family and Friends is a six-level primary course which offers an exceptionally strong skills training programme covering language, phonics, and civic education.

- Class Book plus Student MultiROM



- Workbook



- Oxford iTools Digital Class Resources



- Teacher's Book
- Audio Class CDs

- Teacher's Resource Pack



- Story Posters
- Phonics Cards
- Words Flashcards
- Photocopy Masters Book
- Testing and Evaluation Book

Also available:



- Readers



- Grammar Friends

OXFORD UNIVERSITY PRESS

www.oup.com/elt

OXFORD ENGLISH
ISBN 978-0-19-481218-4
9 780194 812184