

# KSA Edition Smart Class 6

H. Q. Mitchell - Marileni Malkogianni

**English Language**  
**Elementary Stage**  
**Sixth Elementary Grade**  
**Second Semester**

**اللغة الإنجليزية**  
المرحلة الابتدائية  
الصف السادس الابتدائي  
الفصل الدراسي الثاني

**كتاب الطالب**

**Student's Book**

**وكتاب التمارين  
and Workbook**



Published by

mm publications  
إم إم للنشر

طبعة ١٤٤٠ / ١٤٤١ هـ  
2019/2020 Edition

## Track list for Student's CD/CD-ROM

Track	Module	Activity	Track	Module	Activity		
2	1	A chant	Vocabulary	41	3	A chant	Vocabulary
3	1	A chant	1. Listen and say	42	3	A chant	1. Listen and number
4	1	Smart kids	Vocabulary	43	3	Smart kids	Vocabulary
5	1	Smart kids	1. Listen and read	44	3	Smart kids	1. Listen and read
6	1	Our world	Vocabulary	45	3	Our world	Vocabulary
7	1	Our world	1. Listen and read	46	3	Our world	1. Listen and read
8	1	Let's play	Vocabulary	47	3	Let's play	Vocabulary
9	1	Phonics <b>boy</b> - <b>coin</b>	1. Listen and say	48	3	Phonics <b>drink</b> - <b>long</b> - <b>clock</b>	1. Listen and say
10	1	Phonics <b>boy</b> - <b>coin</b>	2. Listen and chant	49	3	Phonics <b>drink</b> - <b>long</b> - <b>clock</b>	2. Listen and chant
11	1	Phonics <b>boy</b> - <b>coin</b> (Workbook)	1. Listen, say and circle	50	3	Phonics <b>drink</b> - <b>long</b> - <b>clock</b> (Workbook)	1. Listen, say and circle
12	1	Story time	Vocabulary	51	3	Story time	Vocabulary
13	1	Story time	1. Listen and read	52	3	Story time	1. Listen and read
14	1	Project	1. Read	53	3	Project	1. Read
15	1	Smart Time 1	Vocabulary	54	3	Smart time 3	Vocabulary
16	1	Smart Time 1	1. Listen and read	55	3	Smart Time 3	1. Listen and read
17	1	Phonics <b>car</b> - <b>horse</b> - <b>brother</b>	1. Listen and say	56	3	Phonics <b>friend</b> - <b>plant</b>	1. Listen and say
18	1	Phonics <b>car</b> - <b>horse</b> - <b>brother</b>	2. Listen and chant	57	3	Phonics <b>friend</b> - <b>plant</b>	2. Listen and chant
19	1	Phonics <b>car</b> - <b>horse</b> - <b>brother</b> (Workbook)	1. Listen, say and circle	58	3	Phonics <b>friend</b> - <b>plant</b> (Workbook)	1. Listen, say and circle
20	1	Phonics revision (Workbook)	1. Listen and say	59	3	Phonics revision (Workbook)	1. Listen and say
21	2	A chant	Vocabulary	60	4	A chant	Vocabulary
22	2	A chant	1. Listen and write	61	4	A chant	1. Listen and match
23	2	Smart kids	Vocabulary	62	4	Smart kids	Vocabulary
24	2	Smart kids	1. Listen and read	63	4	Smart kids	1. Listen and read
25	2	Our world	Vocabulary	64	4	Our world	Vocabulary
26	2	Our world	1. Listen and read	65	4	Our world	1. Listen and read
27	2	Let's play	Vocabulary	66	4	Let's play	Vocabulary
28	2	Let's play	1. Listen and read	67	4	Let's play	1. Listen and read
29	2	Phonics <b>purple</b> - <b>girl</b>	1. Listen and say	68	4	Phonics <b>skirt</b> - <b>scary</b> - <b>square</b>	1. Listen and say
30	2	Phonics <b>purple</b> - <b>girl</b>	2. Listen and chant	69	4	Phonics <b>skirt</b> - <b>scary</b> - <b>square</b>	2. Listen and chant
31	2	Phonics <b>purple</b> - <b>girl</b> (Workbook)	1. Listen, say and circle	70	4	Phonics <b>skirt</b> - <b>scary</b> - <b>square</b> (Workbook)	1. Listen, say and circle
32	2	Story time	1. Listen and read	71	4	Story time	1. Listen and read
33	2	Revision	1. Listen and match	72	4	Project	2. Show and tell
34	2	Project	2. Read	73	4	Smart Time 4	Vocabulary
35	2	Smart Time 2	Vocabulary	74	4	Smart Time 4	1. Listen and read
36	2	Smart Time 2	1. Listen and read	75	4	Phonics <b>night</b> - <b>knee</b>	1. Listen and say
37	2	Phonics <b>computer</b> - <b>Tuesday</b>	1. Listen and say	76	4	Phonics <b>night</b> - <b>knee</b>	2. Listen and chant
38	2	Phonics <b>computer</b> - <b>Tuesday</b>	2. Listen and chant	77	4	Phonics <b>night</b> - <b>knee</b> (Workbook)	1. Listen, say and circle
39	2	Phonics <b>computer</b> - <b>Tuesday</b> (Workbook)	1. Listen, say and circle	78	4	Phonics revision (Workbook)	1. Listen and say
40	2	Phonics revision (Workbook)	1. Listen and say				



# Contents

## Student's Book

### Track list for Student's CD/CD-ROM

1. Out and about ..... 4

2. Where were you yesterday? ..... 18

3. On holiday ..... 32

4. The world around us ..... 46

Picture Dictionary ..... 60

Grammar reference ..... 65

Grade Five Objectives ..... 72

### Phonics

boy - coin  
car - horse - brother

purple - girl  
computer - Tuesday

drink - long - clock  
friend - plant

skirt - scary - square  
night - knee

### Workbook

1. Out and about ..... 74

2. Where were you yesterday? ..... 88

3. On holiday ..... 102

4. The world around us ..... 116

### Phonics

boy - coin  
car - horse - brother

purple - girl  
computer - Tuesday

drink - long - clock  
friend - plant

skirt - scary - square  
night - knee

Cut-outs ..... 130

Board game ..... 136



# 1 Out and about

Lesson Link



www.ien.edu.sa

## A chant



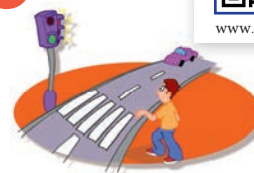
turn right



turn left



go straight




cross the street



stop

## 1 Listen and say.

### On the street



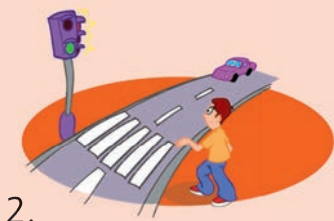
Look to the left, look to the right  
Then, look to the left again.

What do you see?

What do you see on the street?

Do you see a car? No, no. Do you see a bike? No, no.

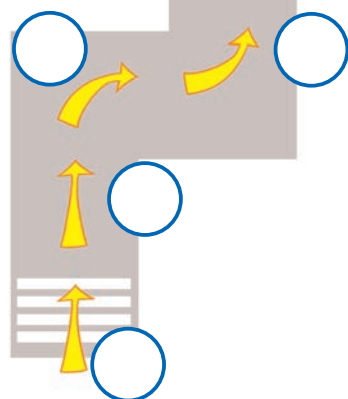
Do you see anything? No, no, no.



Then, **cross the street**,  
go straight, **go straight**  
Out and about and off to school  
**Turn right**, turn left, but don't be late.  
Turn right, **turn left**, but don't be late.



## 2 Listen again and number 1-4.



Where's  
the school?

How do  
I get there?

It's next to  
the park.



Cross the street...

## Look!



next to



opposite



between

- Where's the zoo?
- It's opposite the park.
- How do I get there?
- Go straight. Turn right. Then, turn left.

### 3 Look and give directions. Use the prompts given.



Where's the...?

How do I get there?

It's next to / opposite / between the...

Go...  
Then, turn...



YOU ARE HERE

### 4 Play.




Go straight. Stop.  
Now turn right.



# 1

## Smart kids



collection

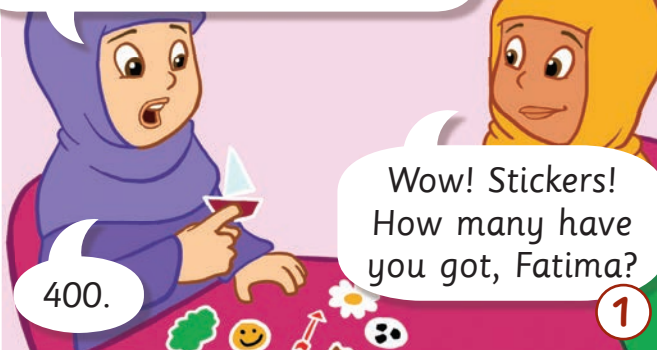
### COLLECT



#### 1 Listen and read.

Fatima and Reema are talking about their collections.

This is my stickers collection.



Do you collect stickers?

No... But I collect stamps and coins.



Oh, I like your stamps! How many have you got? 1000?



Do you collect coins?

No, I don't.



What about these coins here?



These are chocolate coins!

Ha, ha!



## Look!

100 = one hundred      200 = two hundred      300 = three hundred  
 400 = four hundred      500 = five hundred      600 = six hundred  
 700 = seven hundred      800 = eight hundred      900 = nine hundred      1000 = one thousand

### 2 Read activity 1 and complete.

stickers   chocolate   collections   coins   stamps

1. Reema and Fatima are talking about their \_\_\_\_\_.
2. Fatima has got 400 \_\_\_\_\_.
3. Reema collects \_\_\_\_\_ and \_\_\_\_\_.
4. Fatima has got \_\_\_\_\_ coins.

### 3 Listen and match.



1



2



3



4

a. 700

b. 200

c. 500

d. 900

### 4 What do you collect? Tick (4). Then, ask and answer.

hats	<input type="checkbox"/>
dolls	<input type="checkbox"/>
stamps	<input type="checkbox"/>
coins	<input type="checkbox"/>
comics	<input type="checkbox"/>
teddy bears	<input type="checkbox"/>
toy cars	<input type="checkbox"/>
stickers	<input type="checkbox"/>
	<input type="checkbox"/>
	<input type="checkbox"/>

What do you collect?

How many have you got?

I collect toy cars.

I have got 100.

# 1

## Our world



throw rubbish in  
the rubbish bin



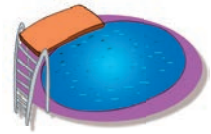
mobile  
phone



museum



be quiet



swimming  
pool

1 Listen and read. Then match the rules (1-4) to the places (a-d).

Social  
Studies

# RULES, RULES, RULES!

There are rules everywhere we go. At home, in class and in the places we visit. Here are some rules for different places.



**Be quiet.**

**Listen to him.**

• **Take out your books and open them.**

**Don't wear shoes.**  
**Turn off your mobile phones.**  
**Don't eat or drink.**

1

• **Have a shower before swimming.**  
**Don't run.**

3

• **Don't touch.**  
**Don't take pictures.**

2

• **Be quiet.**  
**Don't eat or drink.**  
**Throw rubbish in the rubbish bin.**

4



## Look!



Be quiet.



Don't take pictures.

I	ý	me
You	ý	you
He	ý	him
She	ý	her
It	ý	it

We	ý	us
You	ý	you
They	ý	them



Look at them!

## 2 Listen and number (1-5).



a



b



c



d



e

## 3 Look at activity 2 and write. Use don't where necessary.

throw eat turn off take pictures be quiet

a. \_\_\_\_\_  
in class.

d. \_\_\_\_\_  
your mobile phones in the mosque.


b. \_\_\_\_\_  
rubbish in the rubbish bin.

e. \_\_\_\_\_  
in the museum.

c. \_\_\_\_\_  
in the hospital.

## 4 Look, read and write.

him me them it



1 There they are!  
I can see \_\_\_\_\_!



2 He's strong!  
Look at \_\_\_\_\_!



3 I'm talking to you!  
Listen to \_\_\_\_\_!



4 Oh, the cat's hungry!  
Look at \_\_\_\_\_!

## 5 Make your own classroom rules with your partner. Then report to the class.

### Classroom rules

Don't run in the classroom.



# 1

## Let's play



It's half past two.  
It's two thirty.



It's a quarter to  
three.  
It's two forty-five.



It's a quarter past  
eleven.  
It's eleven fifteen.

1 Listen and read. Then play. Use the cut-outs on page 131.

What's the time?

It's a quarter  
past four.



Where are you?

I'm at the  
library.



# Phonics

## boy - coin

Lesson Link



www.iem.edu.sa

1

1 Listen and say. 

oy



boy



toys

oi



coin



noise

2 Listen and chant. 



### In the house

The boys have got many toys  
But they play with their coins.  
The boys play with coins  
And they make a lot of noise.

Sit down, boys.  
Play only with your toys.  
And don't make noise.  
Don't make noise!

# 1

## Story time

# The secret tunnel


### 1 Listen and read.

Afaf, Hasna and Sahar are at Afaf's grandmother's house. They are in the attic.

Lesson Link



www.ien.edu.sa



The next day, the children go to the park.





mouse



mice

The tunnel is very dark.

I don't like it here.  
Let's go back.

Come on, Sahar.  
We're almost  
there. Now, turn  
right.



4

Sahar sees something on the floor of  
the tunnel.

Ah! Mice!  
I hate mice!

Be quiet.



5

When they open the tunnel door, the children see... Grandmother's garden.

Welcome back, children.  
It's a big tunnel, right?

Grandmother?

Do you know  
about the tunnel?

Of course I do. Sit down and  
have some biscuits. Let me  
tell you about the tunnel...



6


# Revision 1

Lesson Link



www.ien.edu.sa

## 1 Look and write.

1.  **200** two hundred dolls
2.  **1000** \_\_\_\_\_
3.  **800** \_\_\_\_\_
4.  **300** \_\_\_\_\_
5.  **700** \_\_\_\_\_

## 2 Look, read and write.

don't turn have be throw take



1. \_\_\_\_\_ rubbish in the rubbish bin.



2. Don't \_\_\_\_\_ pictures.




3. \_\_\_\_\_ off your mobile phones.



4. \_\_\_\_\_ eat or drink.

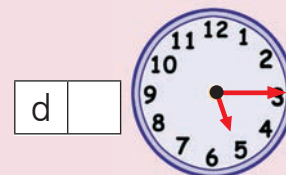
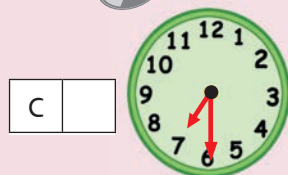
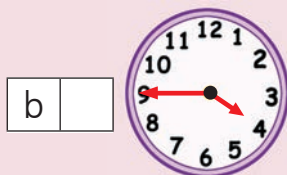
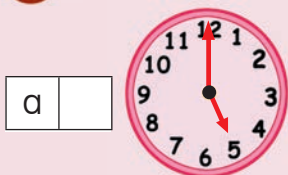


5. \_\_\_\_\_ quiet.



6. \_\_\_\_\_ a shower before you swim.

## 3 Listen and number (1-4). Then write the time.



1. It's \_\_\_\_\_
2. It's \_\_\_\_\_
3. It's \_\_\_\_\_
4. It's \_\_\_\_\_

# Project

Lesson Link



www.ien.edu.sa

## 1 Read about Saud's favourite sport.



My favourite sport is football.  
I play football on Mondays  
and Wednesdays after  
school. We wear T-shirts,  
shorts, socks and trainers.  
We don't touch the ball with  
our hands. We kick the ball or  
hit it with our head. We don't  
eat before we play.



## 2 Write about your favourite sport in your notebook. Use the prompts given. Then present it to your class.

My favourite sport is...  
I play...  
We...

### Writing tip

In English, we always put  
the subject of a sentence  
before the verb.

subject + verb

**I play** football on Mondays and Wednesdays.

**We wear** T-shirts.

# smart Time 1

Lesson Link



www.iem.edu.sa



bank

1 Listen and read.

## Do you like museums?



**The Buraidah Museum** is in Qassim, Saudi Arabia. There is a library with 6,000 books about Saudi Arabia, stamps, coins and photos about the history of the KSA. There are also photos of King Abdulaziz. One of his cars is there, too.

Visit the museum from 8:30 in the morning to 12:30 in the afternoon and from 4:30 to 9:30 at night.

**The Bank of England Museum** is in London, UK. This museum is about the history of the Bank of England. It's over 300 years old. Here, you can see books, paintings, coins and photos. Children can play games there, too.

Visit the museum from Monday to Friday, from 10 in the morning to 5 in the afternoon. Don't take pictures in the museum.



2 Read activity 1 and write **M** for Buraidah Museum, **E** for Bank of England or **B** for Both.

1. There are photos and coins there. ☐
2. One of the King's cars is there. ☐
3. Children can play games there. ☐

4. You can visit this museum at 9:00 in the morning. ☐
5. Don't take pictures in this museum. ☐

# Phonics

car - horse - brother

Lesson Link



www.ien.edu.sa



1 Listen and say. 

ar



car



farm

or



horse

40

forty

er



brother



jumper

2 Listen and chant. 



## Our farm

This is my brother  
with the yellow jumper.  
He's in our car  
With his friend, Ammar.

This is our farm  
We've got forty horses,  
Camels, goats and cats  
And twenty-four ducks.

# 2

# Where were you yesterday?

## A chant

Lesson Link



www.ien.edu.sa



at home



shopping  
centre



amusement  
park



football  
field



sports  
centre



in the  
afternoon



in the evening

## 1 Listen and write the phrases in red. Then say.




1

### Where were you?

Where were you yesterday?  
We were out, we were out  
We were out, out all day.

Where were you **in the morning**?

I was at the shopping centre,  
at the shopping centre  
I was at the shopping centre  
yesterday morning.



2

Where were you **in the afternoon**?

I was at the amusement park  
at the amusement park  
I was at the amusement park with June.



3

Where were you **in the evening**?  
We were at home, we were at home  
We were at home yesterday evening.

## 2 Look at activity 1. Read and complete.

- The girl was at the shopping centre yesterday \_\_\_\_\_.
- The girl was at the \_\_\_\_\_ yesterday afternoon.
- The girl was there with her friend \_\_\_\_\_.
- The girls were at \_\_\_\_\_ yesterday \_\_\_\_\_.

## Look!

Where **were** you yesterday?

I **was** at the shopping centre.

Where **was** | he | yesterday?  
                  | she |

He | **was** at the  
She | shopping centre.

Where **were** they yesterday?

They **were** at the shopping centre.

### 3 Read and complete. Use **was** or **were**.

1. **Hasna:** Where \_\_\_\_\_ you yesterday morning?

**Sahar:** I \_\_\_\_\_ at the shopping centre with my mother.

2. Abdullah \_\_\_\_\_ at home yesterday evening.

3. The children \_\_\_\_\_ at the sports centre yesterday afternoon.

4. **Saleh:** Where \_\_\_\_\_ Karim yesterday?

**Saud:** He \_\_\_\_\_ at the football field with Ameen in the morning.

They \_\_\_\_\_ at home in the afternoon.

### 4 Ask and answer.

Where were you  
yesterday evening?

I was at  
home.

- at school
- at the mosque
- at the park
- at the zoo
- at the library
- at the amusement park
- at the restaurant
- at the toy shop
- at the shopping centre
- at the football field
- at the sports centre

# 2

## Smart kids

Lesson Link



www.ien.edu.sa



scary



funny



boring



delicious



great



popcorn



Ferris wheel

### 1 Listen and read.

Ahmed, Jameel and Omar were at the amusement park with Ahmed's father yesterday.



After the amusement park at Ahmed's house...

Hello. Were you at the shopping centre?



How was it?

The Ferris wheel was great!



Mmm... That was delicious!

Jameel! Was the Ferris wheel delicious?

Umm...No, the popcorn was.



## Look!



interesting

Was the computer game boring?

Yes, it was.

No, it wasn't.

Were you at the shopping centre?

Yes, we were.





No, we weren't.

wasn't = was not  
weren't = were not

## 2 Look at activity 1 and write.



## 3 Listen and tick (✓).



## 4 Look at activity 3. Ask and answer.



Was the Ferris wheel scary?



No, it wasn't.  
It was boring.





street



noisy



souq



gallery

1

Listen and read.



Lesson Link



www.ien.edu.sa

**Social  
Studies**

# A CITY FROM THE PAST

Jeddah



This is a picture of Jeddah in the year 1890. It was very different then. It was a small fishing town. There weren't any shopping centres or big hotels, but there were many souqs.

There were also fishing boats. There weren't cars back then, but there were camels. The streets of Jeddah weren't noisy. They were quiet.



## Look!

There **was** a mosque.

There **were** camels.

There **wasn't** a bus.

There **weren't** many cars.

**2** What was there in Jeddah in 1890? Read activity 1 and tick (✓).



a ☐



b ☐



c ☐



d ☐



e ☐



f ☐

**3** Look at activity 2 and write about Jeddah in 1890.

Use **were weren't**

1. There \_\_\_\_\_ any shopping centres.

2. There \_\_\_\_\_ souqs.

3. There \_\_\_\_\_ camels.

4. There \_\_\_\_\_ any big hotels.

5. There \_\_\_\_\_ fishing boats.

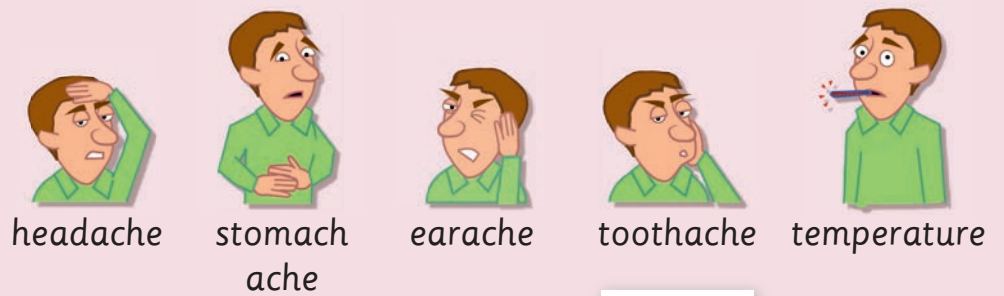
**4** How was life in your town in the past? Ask and write ✓ or ✗. Then say.

There were cars, but there weren't any shopping centres.

shopping centres	cars	souqs	camels	quiet streets	noisy streets
<input type="checkbox"/>	<input type="checkbox"/>	<input type="checkbox"/>	<input type="checkbox"/>	<input type="checkbox"/>	<input type="checkbox"/>

# 2

## Let's play



### Look!

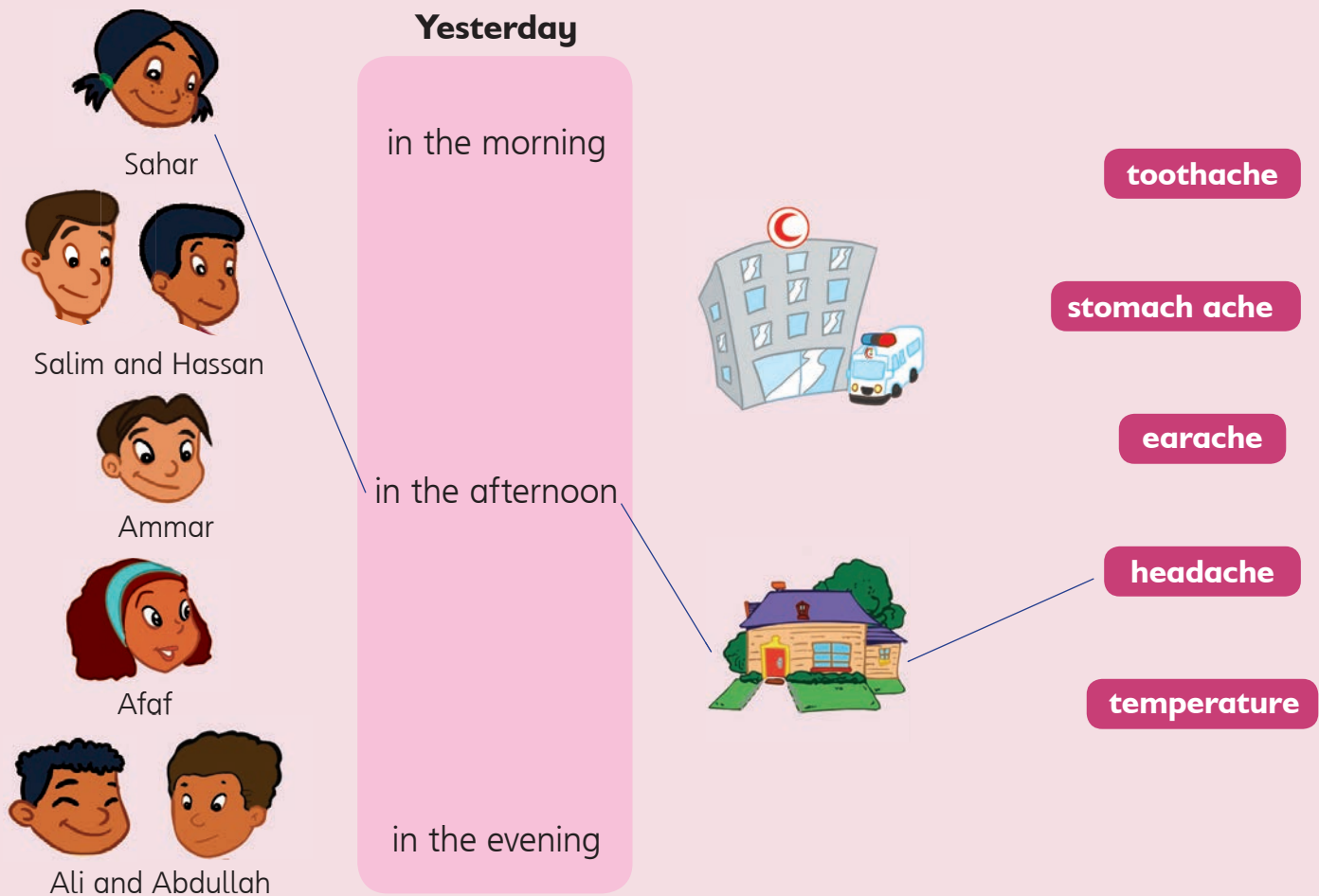
Where were you yesterday? I was at home.  
Why? Because I had a headache.

Lesson Link



www.ien.edu.sa

### 1 Listen and read. Then play.



Where was Sahar yesterday afternoon?

Why?

In the afternoon, she was at home.

Because she had a headache.

# Phonics

## purple - girl

Lesson Link



www.ien.edu.sa

2

1 Listen and say. 

ur



purple



nurse

ir



girl



skirt

2 Listen and chant. 



### The nurse

Look at the girls.  
They're playing on the farm.  
Ouch! Ouch! Ouch!  
My arm, my arm!

Where's the nurse?  
Where's the nurse?  
She's over there  
With the purple skirt.

# 2

## Story time

Lesson Link




www.ien.edu.sa

1 Listen and read.



## Where were you on Saturday?

Today is Sunday. The children are at school. They are talking about the weekend.



Where were you on Saturday afternoon, Saud?

On Saturday afternoon, my family and I were at the amusement park.

Was the Ferris wheel scary?

No. It was boring, but the popcorn was great!

3

Well, I wasn't at the zoo and I wasn't at a fast food restaurant or the amusement park. I was at the playground and later, at hospital.



4

Be careful next time, Sami.

Yes, Mr Saleh.

5

## Revision 2

Lesson Link



www.ien.edu.sa

### 1 Listen and match.



1.

Afaf



2.

Karim



3.

Saud



a.



b.



c.



d.



e.

### 2 Read and complete.

was    were    wasn't    weren't

1. **Fatima:** Where (1) \_\_\_\_\_ you yesterday morning?

**Hasna:** I (2) \_\_\_\_\_ at home. I (3) \_\_\_\_\_ at the amusement park with my family.

2. In 1890 there (4) \_\_\_\_\_ any shopping centres in my town. There (5) \_\_\_\_\_ only small shops.

3. **Ali:** (6) \_\_\_\_\_ the book funny?

**Omar:** No, it (7) \_\_\_\_\_. It (8) \_\_\_\_\_ boring.

4. **Ammar:** (9) \_\_\_\_\_ Saud and Saleh at school yesterday?

**Karim:** No, they (10) \_\_\_\_\_. They (11) \_\_\_\_\_ at the sports centre.

### 3 Answer about yourself. Then ask and answer with a friend.

1. Where were you yesterday afternoon? \_\_\_\_\_.
2. Was your father at home yesterday morning? \_\_\_\_\_.
3. Were your friends at school yesterday? \_\_\_\_\_.
4. Were you at the park yesterday morning? \_\_\_\_\_.
5. Was it Monday yesterday? \_\_\_\_\_.

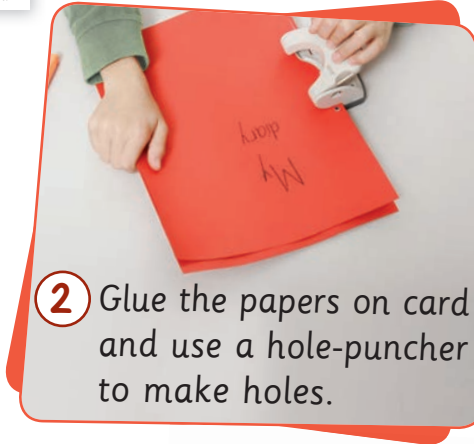


## Project

### 1 Make a diary.



- Write the days of the weekend on two pieces of paper.

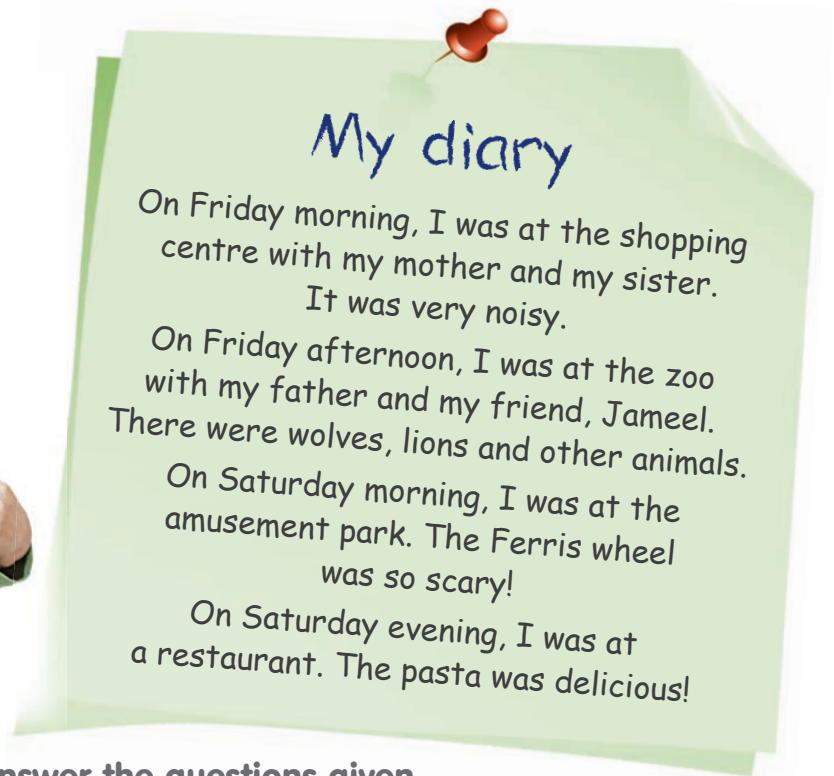


- Glue the papers on card and use a hole-puncher to make holes.



- Use two pieces of string to tie your diary up.

### 2 Read about Ali's diary.



### 3 Draw and write in your diary. Answer the questions given. Then present it to the class.

- Where were you on Friday / Saturday morning / afternoon / evening?
- Who were you with?
- What was there?
- How was it?

## Writing tip

Intensifiers **very**, **so**

Intensifiers are used to emphasise another adjective or adverb.

It was **very** noisy.

The Ferris wheel was **so** scary!

# smart Time 2

Lesson Link



www.ien.edu.sa



lake



palm tree

## 1 Listen and read.



Saleh

Yesterday morning, I was at **Salam Park** in Riyadh with my father and my friend, Sami. It was great! It was sunny and there were many people at the park. There was a mosque, a big lake and many palm trees! There were restaurants, too. There was a great playground, a train ride and horses! There were many children at the park. They were very happy!



Jim



**Chester Zoo** is in the UK. I was there on Thursday afternoon with my family! There were elephants, bears, lions, zebras, monkeys, parrots, snakes, crocodiles and other animals! There weren't any cows or sheep. There were restaurants in Chester Zoo. There was also a shop with toys, books and interesting DVDs about animals.



## 2 Read activity 1 and write S for Salam Park, C for Chester Zoo or B for Both.

1. There was a mosque and palm trees.
2. There were elephants and crocodiles.
3. There were restaurants.
4. There was a playground.
5. There was a shop with toys, books and DVDs.

<input type="checkbox"/>
<input type="checkbox"/>
<input type="checkbox"/>
<input type="checkbox"/>
<input type="checkbox"/>

# Phonics

## computer - Tuesday

Lesson Link



www.iem.edu.sa

2

1 Listen and say.

u




computer



uniform

ue



Tuesday



barbecue

2 Listen and chant.



### Barbecue day

Mother! Mother!  
Where's my uniform?  
It's in your room  
In front of your computer.



Hurray, hurray!  
It's Tuesday today!  
Tuesday, Tuesday  
Is barbecue day!

# 3 On holiday

Lesson Link



www.iem.edu.sa

## A chant



island



sea



sun



boat




pack



sail

## 1 Listen and number (1-4). Then say.

a



### The holiday

There we were, there we were,  
We were on the island again  
On holiday.

We packed our bags  
And jumped on a plane  
In just two hours  
We were there again.

We walked on the beach  
And played in the sun  
We sailed a boat  
It was a lot of fun!

c



b



d



## 2 Read activity 1 and complete.


bags boat island plane beach sun

- The family was on the \_\_\_\_\_.
- The boys packed their \_\_\_\_\_ and jumped on a \_\_\_\_\_.
- They walked on the \_\_\_\_\_ and played in the \_\_\_\_\_.
- They sailed a \_\_\_\_\_.

**Look!**

We packed our bags.


**3 Look, read and complete. Use the Past Simple.**



1. Saleh \_\_\_\_\_ (brush) his teeth after lunch.



2. The children \_\_\_\_\_ (play) football on Saturday.



3. Sahar \_\_\_\_\_ (walk) to school.



4. The girls \_\_\_\_\_ (water) the plants.

**4 Draw and say.** 

play on the beach  
play with friends  
listen to the radio  
watch TV  
climb a tree  
sail a boat

On my holiday,  
I played on the beach.



# 3

## Smart kids

Lesson Link



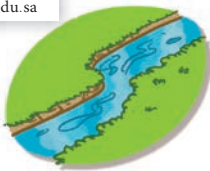
www.iem.edu.sa



forest



pick flowers



river




make a fire



catch a fish

### 1 Listen and read.



## Look!

What did you do at the weekend? I went to the forest.

go → <b>went</b>	catch → <b>caught</b>
have → <b>had</b>	make → <b>made</b>
take → <b>took</b>	eat → <b>ate</b>
swim → <b>swam</b>	see → <b>saw</b>

### 2 Read activity 1 and write.

Fatima Omar Their father Their mother

- \_\_\_\_\_ took pictures.
- \_\_\_\_\_ swam in the river.
- \_\_\_\_\_ caught a big fish.
- \_\_\_\_\_ cooked the fish.
- \_\_\_\_\_ and \_\_\_\_\_ picked flowers.

### 3 Listen and tick (✓). What did the children do?



a



b



a



b



a



b

### 4 Ask and answer.

Me	My friend

What did you do at the weekend?

I went to the swimming pool.



# 3

## Our world

Lesson Link



www.ien.edu.sa



open



closed



find



buy postcards



look at the stars

### 1 Listen and read the letter.



Dear Fatima,

How are you? I'm on holiday in Australia with my family.

Today was a great day. It was sunny and hot. In the morning, I went to the beach. There was a shark in the water! I didn't swim, but I found a pretty shell.

In the afternoon, my father took us to the museum, but it was closed, so we didn't go in. We went to the shopping centre and bought postcards.

At night, we walked on the beach and looked at the stars. They were beautiful!

Where are you now?  
Write back to me!

Love,  
Sahar



## Look!

I  
He  
They

didn't swim.

didn't = did not

find - found  
buy - bought

2 What did Sahar do today? Read activity 1 and tick (✓).



1 ☐



2 ☐



3 ☐



4 ☐



5 ☐



6 ☐



7 ☐



8 ☐

3 Look at activity 1 and say what Sahar did / didn't do.

Sahar didn't swim.  
She found a pretty shell.



# 3

## Let's play

Lesson Link



www.ien.edu.sa



desert



picnic

- Listen and read.  
Then play. Use the  
cut-outs on page 133.

### Look!

Did	you he she they	swim?	<	Yes, No,	I he she they	did. didn't.
-----	--------------------------	-------	---	-------------	------------------------	-----------------





# Phonics


## drink - long - clock

1 Listen and say.

nk



drink



bank

ng



long



boring

ck

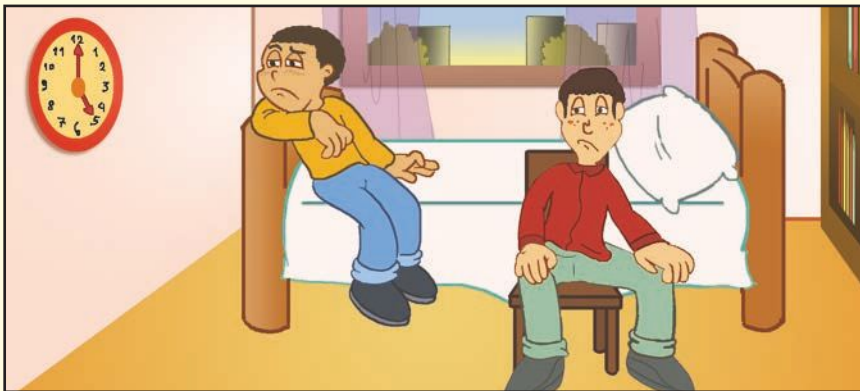


clock



kick

2 Listen and chant.



### A boring day

It's five o'clock.  
It's a boring day.  
Let's drink some juice  
And play with Bruce.

Kick the ball, kick the ball  
Oh, no, Bruce!  
Oh, no, Bruce!  
My juice! My juice!



# 3

## Story time

Lesson Link



www.ien.edu.sa

# The cub

### 1 Listen and read.



In January, Jameel and Saud went on a winter holiday with their parents. It was very cold and Jameel was hungry all the time.



One day, Jameel and Saud found a cave in the mountains. It was very big.



But it wasn't big. In the cave there was a small cub.





mountain



cub



vet




cave


The children went to the vet.



Jameel and Saud listened to the vet.  
The cub was quiet.



The children took the cub back to the cave.



The mother bear came, picked up the cub and took it into the cave. The children were very happy.



## Revision 3

### 1 Listen and write T for True and F for False.

1. a. Afaf went to the Blue Mountains. ☐
- b. Afaf went to Rocky Island. ☐
2. a. Afaf went to Pinewood Forest. ☐
- b. Afaf swam in the river. ☐
3. a. Afaf found a big shell. ☐
- b. Afaf's father caught a fish. ☐

### 2 Write the past tense of the verbs.

1. catch c a u g h t
2. pack \_\_\_\_\_
3. take \_\_\_\_\_
4. see \_\_\_\_\_
5. swim \_\_\_\_\_
6. sail \_\_\_\_\_
7. be \_\_\_\_\_ / \_\_\_\_\_
8. eat \_\_\_\_\_

Lesson Link



www.ien.edu.sa

### 3 What did you do on your last holiday? Look and tick (✓). Then ask and answer.

Did you walk on the beach?

No, I didn't.

	You	Friend 1	Friend 2
 walk on the beach			
 sail a boat			
 swim			
 take pictures			
 eat fish			

### 4 Write three things you did on your last holiday.

1. \_\_\_\_\_
2. \_\_\_\_\_
3. \_\_\_\_\_

## Project

Lesson Link



www.ien.edu.sa

### 1 Read Hassan's letter. What is it about?

Dear Omar,

How are you? I came back from my holiday yesterday.

Last month, I went to Malaysia with my father, my mother and my sister. It was hot and sunny. I had a great time because I was on the beach all day. I swam and sailed a boat. Then, I took a lot of pictures. I didn't buy any postcards, but I bought a big hat. It was great!

Where are you now? Write back to me!

Bye for now,  
Hassan



### 2 Write about your holiday to a friend in the space provided in the Workbook on page 111. Answer the questions given. Use Then, and, but, because.

When did you go?  
Where did you go?  
Who was with you?

What did you do?  
Did you like it?

## Writing tip

We use **and** to talk about the same ideas.  
We use **but** to talk about different ideas.  
We use **because** to say why.

It was hot **and** sunny.

I didn't buy any postcards, **but** I bought a big hat.

I had a great time **because** I was on the beach all day.




fountain

## 1 Listen and read.

# Holiday destinations




Jeddah is in Saudi Arabia. There are so many places you can visit in Jeddah! For example, the Floating Mosque on the Red Sea. Jeddah has got beautiful beaches, but also many museums. There is the Naseef House and King Abdulaziz Palace, a very interesting museum. There is also King Fahd's Fountain. There are many markets and restaurants in Jeddah. Saudi food is delicious!



Dubai is in the United Arab Emirates. In Dubai, you can visit the Burj Khalifa building! On



the top, there is a restaurant and you can see the city from there! It's great and it has got delicious food! You can visit the Dubai Museum and Ski



Dubai, too. It's a place for skiing and shopping. There is also the Dubai Mall, a shopping centre with 1,200 shops! It is great!

## 2 Read activity 1 and complete.

1. The Floating \_\_\_\_\_ is on the Red Sea.
2. On the top of the Burj Khalifa building, there is a \_\_\_\_\_.
3. King Abdulaziz Palace is a very interesting \_\_\_\_\_.
4. Ski Dubai is a place for skiing and \_\_\_\_\_.
5. Saudi food is \_\_\_\_\_.

# Phonics

## friend - plant

Lesson Link



www.iem.edu.sa


3

1 Listen and say. 

nd



friend



blond

nt



plant



tent

2 Listen and chant. 



### Tom and I

This is my friend.  
His name is Tom.  
I've got brown hair,  
But Tom is blond.

Tom bought a tent  
For his brother Fred,  
And I bought a plant  
For my aunt!

# 4

# The world around us

## A chant



cheetah



mouse



mice



rat



giraffe



strong



fast



slow

## 1 Listen and match. Then say.



Lesson Link



www.iem.edu.sa

a.



## The world has got many animals


The world has got many animals,  
Big, small, thin and tall.  
The world has got many animals.  
Do you know them all?

b.




Lions are strong, but tigers are stronger.  
Horses are fast, but cheetahs are faster.

c.



Giraffes are taller than zebras  
And mice are smaller than rats.  
Hippos are shorter than elephants  
And crocodiles are bigger than cats.

d.



f.



e.



## 2 Read activity 1 and write T for True or F for False.

1. Lions are stronger than tigers. ☐
2. Cheetahs are faster than horses. ☐
3. Giraffes are taller than zebras. ☐
4. Rats are smaller than mice. ☐
5. Elephants are shorter than hippos. ☐
6. Crocodiles are bigger than cats. ☐

## Look!

Tigers are stronger **than** lions.

strong – stronger

big – bigger

thin – thinner

fat – fatter

### 3 Read and complete.



1. Cheetahs are faster than (fast) zebras.



2. Hippos are \_\_\_\_\_ (slow) wolves.



3. Tigers are \_\_\_\_\_ (strong) lions.



4. Giraffes are \_\_\_\_\_ (tall) elephants.



5. Crocodiles are \_\_\_\_\_ (big) cats.

### 4 Choose and say.

cheetah camel rat  
horse bird duck parrot  
elephant rabbit cat lion  
tiger giraffe zebra hippo  
crocodile snake wolf

strong fast big small  
thin fat tall short slow

Giraffes are taller  
than zebras.





angry



whale







dolphin



shark

## 1 Listen and read.





Science



heavy

### Look!

good - **better**    pretty - **prettier**    angry - **angrier**  
 ugly - **uglier**    scary - **scarier**    heavy - **heavier**

## 2 Read activity 1 and choose T for True and F for False.

1. Jameel has a Science project for school. T    F
2. The project is about sea animals. T    F
3. Elephants are smaller than blue whales. T    F
4. The shark is scary. T    F
5. Ahmed's teacher doesn't like his project. T    F

## 3 Listen and tick (✓).

1. Who's Karim?



a ☐



b ☐

2. Who's Jameel?



a ☐



b ☐

3. Who's Rory?



a ☐



b ☐

## 4 Look at your classmates, ask and answer. Use the adjectives in the box.

tall    happy    short    thin    long    big    small    strong



Salim is taller  
than Ali.



Salim



Ali



planet



around



close



far

1

Listen and read.



Lesson Link



www.ien.edu.sa

Science


# The Solar System

There are eight planets in our solar system: Mercury, Venus, Earth, Mars, Jupiter, Saturn, Uranus and Neptune.

The sun is at the centre of our solar system. It is a star and all the planets go around it.

Earth is our planet. Mercury is the closest planet to the sun. It's also the smallest planet. Mercury is very hot, but the hottest planet is Venus.

Saturn, Uranus and Neptune are the coldest planets. Neptune is also the farthest planet from the sun. Saturn, Uranus and Neptune are very big, but Jupiter is the biggest planet of all.



## Look!

Venus is **the hottest** planet.

hot – **hotter** – **the hottest**

far – **farther/further** – **the farthest/furthest**

good – **better** – **the best**

## 2 Read activity 1 and answer.

1. How many planets are there in our solar system?

\_\_\_\_\_

2. Is the sun a planet?

\_\_\_\_\_

3. Is Mercury the smallest planet?

\_\_\_\_\_

4. Is Venus hotter than Mercury?


\_\_\_\_\_

5. Are Venus and Earth the coldest planets?

\_\_\_\_\_

6. Is Jupiter the biggest planet?

\_\_\_\_\_



## 3 Play.

It's the **smallest** planet.

That's right.

Mercury.



# 4

## Let's play



travel



book a hotel



ticket



camera

### Look!

Where **are you going to** travel to?  
I'm **going to** travel to the KSA.  
I'm **not going to** travel to Egypt.

I'm going to buy a ticket.  
**Then**, I'm going to book a hotel.

Lesson Link



www.iem.edu.sa

### 1 Listen, read and answer the questions.

#### Ameer's trip

Ameer is going to travel to the KSA on Saturday.

- On Monday morning, he's going to buy his ticket. Then, he's going to book a hotel.
- On Friday, he's going to pack his bags.
- On Sunday, in the KSA, he's going to visit some museums. Then, he's going to take pictures.
- On Monday, he's going to buy souvenirs.

1. Where is Ameer going to travel to?

\_\_\_\_\_

#### Before the trip

2. What is he going to do on Monday?

\_\_\_\_\_

3. What is he going to do on Friday?

\_\_\_\_\_

#### During the trip

4. What is he going to do on Sunday?

\_\_\_\_\_

5. What is he going to do then?

\_\_\_\_\_

6. What is he going to do on Monday?

\_\_\_\_\_

### 2 Choose and say with your partner. Use the prompts in the box and your ideas.

#### Before the trip

- buy / ticket
- book / hotel
- buy / camera
- pack / things
- clean / house, etc.

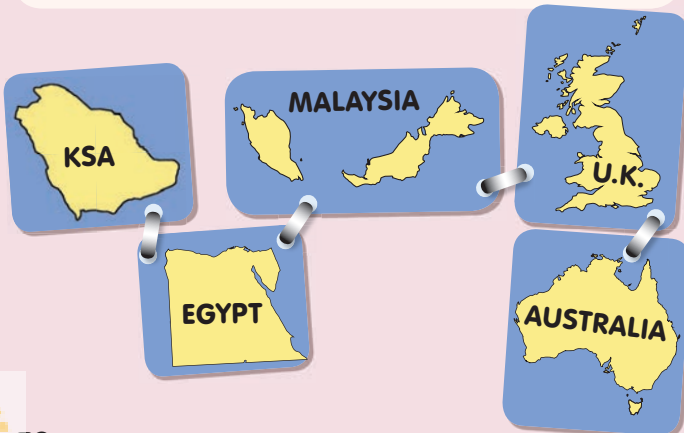
#### During the trip

- buy souvenirs
- go / gallery
- visit / museum
- go / beach
- buy / clothes, etc.

Where are you going to travel to?

I'm going to travel to the KSA. I'm going to buy a ticket.

Then, ...





# Phonics

4


skirt - scary - square

1 Listen and say.

sk



skirt



skateboard

sc



scary



scarf

squ



square



squirrel

2 Listen and chant.



## At the park


Saud and his sister  
Are at the park  
She's wearing a skirt  
He's wearing a scarf.



He's got a skateboard  
With blue squares

Look! A squirrel!  
It is cute  
It's not scary  
It's eating fruit.

## 1 Listen and read.

## THE BOARD GAME





# Revision 4

Lesson Link



www.ien.edu.sa

## 1 Listen and number (1-4).



a



b



c



d

## 2 Look and write the comparative or superlative form.



1. The tiger is \_\_\_\_\_ (big) than the cat.

2. The horse is \_\_\_\_\_ (heavy) than the rabbit.

The elephant is the \_\_\_\_\_ (heavy) of the three.



3. Saud is the \_\_\_\_\_ (fast).


4. Saleh is a \_\_\_\_\_ (good) student than Omar.

Ali is the \_\_\_\_\_ (good) student.




5. Jane is \_\_\_\_\_ (tall) than Reema.

## 3 Read, look and write the letters (a-f).



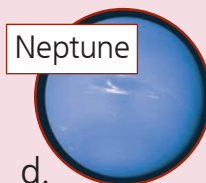
a.



b.



c.



d.



e.



f.

1 \_\_\_\_\_ It's the biggest planet.

3 \_\_\_\_\_ It's the hottest planet.

2 \_\_\_\_\_ It's the furthest planet from the sun.

4 \_\_\_\_\_ It's the smallest planet.

5 \_\_\_\_\_ They're the coldest planets.

# Project

Lesson Link




www.ien.edu.sa

## 1 Make a solar system mobile.



### 1 Draw the lines on a piece of card.



### 2 Draw the planets on coloured pieces of card.



### 3 Cut the planets out.

## 2 Show and tell.

There are eight planets in our solar system. Jupiter is the biggest planet.



### 4 Use pieces of string to tie the planets up.





falcon



spots



hunt



beak



sharp

### 1 Listen and read.

Lesson Link



www.iem.edu.sa

# A • N • I • M • A • L • S

**The falcon** lives in the Middle East and many other places. Falcons are thin birds and they have got small heads and blue-grey wings. Their wings are very long-about 1m long. Their eyes are big and black and they can see very well. Their beaks are sharp and they eat small birds and small animals like ducks and mice. Falcons are the fastest of all birds.



**Cheetahs** live in Africa. They are thin and not very big animals. They are yellow with black spots and they have got long legs. They hunt early in the morning because they can't see very well at night. They can't climb trees and they drink water every 3-4 days. Cheetahs are the fastest animals in the world. They can run at about 100km per hour.

### 2 Look at activity 1 and write T for True or F for False.

1. The falcon eats small animals.
2. The falcon has got short wings.
3. Cheetahs are black with yellow spots.
4. Cheetahs can't see well at night.
5. Cheetahs are the fastest animals in the world.

☐  
☐  
☐  
☐  
☐

# Phonics

## night - knee

Lesson Link



www.iem.edu.sa

4

1 Listen and say. 

gh



night



straight

k



knee



knife


2 Listen and chant. 



### My cat

At night, at night  
I sit with my cat, Kate.  
It's small and cute.  
Its tail is long and straight.

Come Kate, come Kate  
Come sit on my knee.  
Let's sit together  
Just you and me.



# Picture Dictionary

## Actions



throw rubbish in  
the rubbish bin



pack



sail



pick flowers



travel



book a hotel



catch a fish



make a fire



find



buy postcards



look at the stars



hunt

## Directions and prepositions



turn right



turn left



go straight



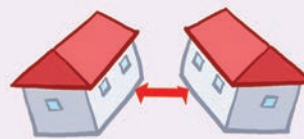
cross the street



stop



next to



opposite



between

## Adjectives



funny



scary



interesting



boring




delicious




great



noisy



open



closed




strong



fast



angry



close



far



slow



heavy

## Animals



mouse



mice



whale



dolphin



shark



cheetah



rat



giraffe



# Picture Dictionary

## Time



It's half past two.  
It's two thirty.



It's a quarter to three.  
It's two forty-five.



It's a quarter past eleven.  
It's eleven fifteen.

## Numbers

**100**

one hundred

**200**

two hundred

**300**

three hundred

**400**

four hundred

**500**

five hundred

**600**

six hundred

**700**

seven hundred

**800**

eight hundred

**900**

nine hundred

**1000**

one thousand


## Places



museum



shopping centre



swimming pool



souq



at home



amusement park



football field



sports centre



gallery



bank

## The world around us



fountain



river



island



sea



sun



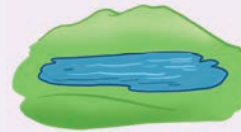
planet



desert



forest




lake




palm tree



cave



mountain



# Picture Dictionary

## Various



nurse



mobile phone



uniform



coin



be quiet



in the afternoon



in the evening



Ferris wheel



boat



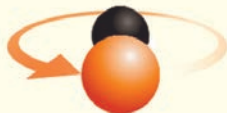
picnic



noise



Science



around



ticket



camera



barbecue



night



square



scarf



spots



squirrel



knee



tent



knife



popcorn




falcon



sharp



beak



collection



vet



cub

coins

**COLLECT**



comics

stamps



stickers

# Grammar reference

## 1 Out and about

### Where's...? Prepositions of place

Where's **the** library?

It's **next to** the mosque.

It's **opposite** the supermarket.

It's **between** the mosque and the toy shop.

The mosque is next to **the** library.



### Asking for and giving directions

Where's the hospital?

It's **between** the toy shop and the police station.

How do I get there?

First, **go straight**. **Turn right** and then, **turn left**.

### Numbers

**100** = one hundred

**600** = six hundred

**200** = two hundred

**700** = seven hundred

**300** = three hundred

**800** = eight hundred

**400** = four hundred

**900** = nine hundred

**500** = five hundred

**1000** = one thousand

### Imperatives

Affirmative	Negative
Be quiet.	Don't talk.
Turn off your mobile phones.	Don't take pictures.
Sit down.	Don't eat or drink.

### Subject personal pronouns

### Object pronouns

I	→	me
You	→	you
He	→	him
She	→	her
It	→	it
We	→	us
You	→	you
They	→	them

We use **Subject pronouns** (I, You, He ...) as subjects of sentences, e.g. **We** listened to the teacher.

We use **Object pronouns** (me, you, him ...) as objects of sentences, e.g. We listened to **him**.

### Time



It's seven o'clock.



It's half past six. /  
It's six thirty.



It's a quarter to eleven. /  
It's ten forty-five.



It's a quarter past twelve. /  
It's twelve fifteen.

## 2 Where were you yesterday?

Past Simple of the verb *be*

Past Simple of the verb <i>be</i>				
Affirmative	Negative		Questions	Short Answers
	Full forms	Short forms		
I was	I was not	I wasn't	Was I?	Yes, you were. / No, you weren't.
You were	You were not	You weren't	Were you?	Yes, I was. / No, I wasn't.
He was	He was not	He wasn't	Was he?	Yes, he was. / No, he wasn't.
She was	She was not	She wasn't	Was she?	Yes, she was. / No, she wasn't.
It was	It was not	It wasn't	Was it?	Yes, it was. / No, it wasn't.
We were	We were not	We weren't	Were we?	Yes, you were. / No, you weren't.
You were	You were not	You weren't	Were you?	Yes, we were. / No, we weren't.
They were	They were not	They weren't	Were they?	Yes, they were. / No, they weren't.

### Time Expressions

yesterday,  
last night/week/month/year/Monday, etc.

We use the Past Simple to talk about things that happened in the past.

Where were you yesterday /  
on Saturday morning?

How was it?

Was the Ferris  
wheel scary?

I was at the  
amusement park.

It was great!

No, it wasn't.

### There was/were

**There was** is the Past Simple of **There is** and **There were** is the Past Simple of **There are**.

**There was** a mosque in my town.

**There were** cars in my town.

**There wasn't** a shopping centre in my town.

**There weren't** any hotels in my town.

**Was there** a shopping centre in your town? **Yes, there was.** / **No, there wasn't.**

**Were there** buses in your town? **Yes, there were.** / **No, there weren't.**

### 3 On holiday

#### Past Simple of regular verbs

Affirmative	Negative		Questions	Short Answers
	Full forms	Short forms		
I played.	I did not play.	I didn't play.	Did I play?	Yes, you did. / No, you didn't.
You played.	You did not play.	You didn't play.	Did you play?	Yes, I did. / No, I didn't.
He played.	He did not play.	He didn't play.	Did he play?	Yes, he did. / No, he didn't.
She played.	She did not play.	She didn't play.	Did she play?	Yes, she did. / No, she didn't.
It played.	It did not play.	It didn't play.	Did it play?	Yes, it did. / No, it didn't.
We played.	We did not play.	We didn't play.	Did we play?	Yes, you did. / No, you didn't.
You played.	You did not play.	You didn't play.	Did you play?	Yes, we did. / No, we didn't.
They played.	They did not play.	They didn't play.	Did they play?	Yes, they did. / No, they didn't.

#### Formation of the Past Tense

• most verbs take <b>-ed</b>	walk-walked
• verbs ending in <b>-e</b> take <b>-d</b>	dive-dived
• verbs ending in consonant + <b>y</b> take <b>-ied</b>	cry-cried BUT play-played
• verbs with one syllable ending in one vowel + one consonant <b>double</b> the consonant before the <b>-ed</b>	stop-stopped
• verbs with two or more syllables ending in a stressed vowel + one consonant <b>double</b> the consonant before the <b>-ed</b>	prefer-preferred BUT answer-answered
• verbs ending in one vowel + <b>l</b> <b>double</b> the <b>-l</b> before the <b>-ed</b>	travel-travelled BUT sail-sailed

#### Past Simple -ed endings

If the base verb ends in one of the sounds /t/ or /d/, then it's pronounced /ɪd/ (visit – visited, need – needed).

If the base form ends in one of the sounds /p/, /t/, /s/, /ʃ/, /tʃ/, /k/, then it's pronounced /t/ (wash – washed, kick – kicked).

If the base form ends in one of all the other sounds, e.g. /v/, /l/, /r/, etc, then it's pronounced /d/ (sail – sailed, climb – climbed, rain – rained).

#### Past Simple of irregular verbs

Irregular verbs don't take **-ed** in the Past Simple.

Affirmative	Negative	Questions
I went.	I didn't go.	Did I go?
You went.	You didn't go.	Did you go?
He/She/It went.	He/She/It didn't go.	Did he/she/it go?
We/You/They went.	We/You/They didn't go.	Did we/you/they go?

## 4 The world around us

### Comparatives and Superlatives

- We use the **comparative** of adjectives when we compare two people, animals or things.
- We use the **superlative** of adjectives when we compare one person, animal or thing with several of the same kind.

Comparative: adjective + **-er**      Ali is taller **than** Omar.

Superlative: adjective + **-est**      Ali is **the tallest** in his class.

all one-syllable and most two-syllable adjectives take <b>-er/-est</b>	fast-faster-fastest clever-cleverer-cleverest
one-syllable adjectives in <b>-e</b> take <b>-r/-st</b>	nice-nicer-nicest
one-syllable adjectives ending in one vowel + one consonant <b>double</b> the consonant before the <b>-er/-est</b>	hot-hotter-hottest
adjectives ending in consonant + <b>y</b> take <b>-ier/-iest</b>	pretty-prettier-prettiest

Positive	Comparative	Superlative
good	better	best
far	farther/further	farthest/furthest

### Future *going to*

Affirmative		Negative	
Full forms	Short forms	Full forms	Short forms
I am going to work.	I'm going to work.	I am not going to work.	I'm not going to work.
You are going to work.	You're going to work.	You are not going to work.	You aren't going to work.
He is going to work.	He's going to work.	He is not going to work.	He isn't going to work.
She is going to work.	She's going to work.	She is not going to work.	She isn't going to work.
It is going to work.	It's going to work.	It is not going to work.	It isn't going to work.
We are going to work.	We're going to work.	We are not going to work.	We aren't going to work.
You are going to work.	You're going to work.	You are not going to work.	You aren't going to work.
They are going to work.	They're going to work.	They are not going to work.	They aren't going to work.

Questions	Short Answers
Am I going to work?	Yes, you are. / No, you aren't.
Are you going to work?	Yes, I am. / No, I'm not.
Is he going to work?	Yes, he is. / No, he isn't.
Is she going to work?	Yes, she is. / No, she isn't.
Is it going to work?	Yes, it is. / No, it isn't.
Are we going to work?	Yes, you are. / No, you aren't.
Are you going to work?	Yes, we are. / No, we aren't.
Are they going to work?	Yes, they are. / No, they aren't.

We use the future **going to** to express future plans.  
Ameer is **going to** buy a car next week.

#### Time Expressions

tomorrow, tonight  
next week/month/Monday, etc.  
in an hour/two hours/a week, etc.  
the day after tomorrow  
soon



Lined area for notes, consisting of multiple horizontal lines.





# Notes

Lined area for notes, consisting of multiple horizontal lines.





Lined area for notes, consisting of multiple horizontal lines.



الحد الأدنى	By the end of grade six students will be able to:	الفترة Session				الرمز Code
		الأولى 1st	الثانية 2nd	الثالثة 3rd	الرابعة 4th	
x	Recognise and produce the consonant sound /f/: (ph /f/ as in "photo", gh /f/ as in "laugh").	√				1/7/6
x	Recognise and differentiate between the endings of third person singular Present Simple: (/s/ as in "walks", /z/ as in "reads", /ɪz/ as in "teaches").	√				2/7/6
x	Recognise and produce long vowels: ea /i:/ as in "teacher", ee /i:/ as in "tree", /aɪ/ as in "rice", /aɪ/ as in "pie", /eɪ/ as in "play", /eɪ/ as in "train").	√				3/7/6
x	Recognise and produce some English digraphs (oa /əʊ/ as in "goat" and ow /əʊ/ as in "yellow", ou /aʊ/ as in "mouth" and ow /aʊ/ as in "brown" ow /əʊ/ as in "window" and ow /aʊ/ as in "town", /eə/ ere as in "where", air as in "hair" and ear as in "wear").		√			4/7/6
x	Recognise and produce some English digraphs (/ɔɪ/ as in "oil" and "toy").			√		5/7/6
x	Recognise and produce long vowels and the schwa sound: (/ɑ:/ as in "car", /ɔ:/ as in "forty", /ə/ as in "brother").			√		6/7/6
x	Recognise and produce long vowels: (/ju:/ as in "huge" and as in "barbecue", /ɜ:/ as in "purse" and as in "bird").			√		7/7/6
	Recognise and produce consonant endings: (/nk/ as in "bank", /ɪ/ as in "spring", /k/ as in "clock", /nd/ as in "sand", /nt/ as in "tent").				√	8/7/6
	Recognise and produce the consonant blend: (/sk/ as in "skate, scarf and square").				√	9/7/6
x	Recognise the silent gh as in "night" and the silent k as in "knee".				√	10/7/6
x	Ask questions using What, Who, Where, Why, Whose.	√	√			11/7/6
x	Identify countable and uncountable nouns (some - any) and ask and answer about quantity using <i>How much</i> and <i>How many</i> .		√			12/7/6
x	Identify and talk about family and friends using the verb <i>to be</i> (Affirmative, Negative, Questions, Short Answers), the verb <i>to have</i> and possessive adjectives, <i>can/can't</i> .	√				13/7/6
x	Tell the time (o' clock, half past, a quarter to, a quarter past).			√		14/7/6
x	Talk about everyday activities using the Present Simple (Affirmative – Questions – Short answers – Negative) and adverbs of frequency (always, sometimes, never).	√				15/7/6
x	Talk about occupations.	√				16/7/6
x	Talk about activities happening at the moment of speaking using the Present Progressive (Affirmative – Negative – Questions – Short answers).	√				17/7/6
x	Talk about sports and household chores.	√				18/7/6
x	Describe location (on, in, under, next to, between, opposite, in front of, behind).		√			19/7/6
x	Talk about possession using possessive pronouns (mine, yours, his, hers), <i>Whose</i> and the Possessive Case ('s).		√			20/7/6
x	Talk about different items in a house using <i>There is / There are</i> .		√			21/7/6
x	Identify and talk about food.		√			22/7/6
	Order at a restaurant using <i>I'd like</i> .		√			23/7/6
	Give directions.			√		24/7/6
x	Talk about rules using the imperative.			√		25/7/6
	Use subject and object personal pronouns (I, you, he, etc. / me, you, him, etc.).			√		26/7/6
x	Identify places in a town using the Past Simple of the verb <i>to be</i> .			√		27/7/6
x	Talk about the different times of the day (in the afternoon, in the evening).			√		28/7/6
	Use prepositions of time (in, on, before, at, after).	√				29/7/6
x	Talk about the past and describe past experiences using the Past Simple of the verb <i>to be</i> and <i>There was / There were / There wasn't / There weren't</i> .			√		30/7/6
	Talk about past activities and events (Past Simple of regular and irregular verbs).				√	31/7/6
	Make comparisons, e.g. people, animals, using the comparative and superlative form.				√	32/7/6
	Talk about future plans using <i>going to</i> .				√	33/7/6
	Use conjunctions (because, and, but).				√	34/7/6
	Use intensifiers (so, very).			√		35/7/6
x	Follow a simple text while listening to the audio recording.	√	√	√	√	36/7/6
	Understand the main idea and/or basic information in short monologues or dialogues.	√	√	√	√	37/7/6
x	Read and count cardinal numbers to 1000.			√		38/7/6
x	Read and comprehend simple sentences and simple texts.	√	√	√	√	39/7/6
x	Read simple illustrated stories.	√	√	√	√	40/7/6
x	Recognise basic rules of punctuation.	√				41/7/6
	Understand the main idea and specific information in short simple texts.	√	√	√	√	42/7/6
	Associate verbal with visual information.		√	√	√	43/7/6
x	Apply basic rules of punctuation (e.g. use capital letters, full stops, question marks, exclamation marks).	√				44/7/6
x	Write short simple words/phrases to complete a paragraph.	√		√	√	45/7/6
x	Write simple sentences to convey personal information.	√	√	√	√	46/7/6
x	Write short answers to simple questions.	√	√	√	√	47/7/6
x	Use the definite and indefinite article (a/an/the).		√			48/7/6
	Link ideas with <i>and</i> , <i>then</i> .				√	49/7/6

# Workbook



# 1 Out and about





Name \_\_\_\_\_

Class \_\_\_\_\_

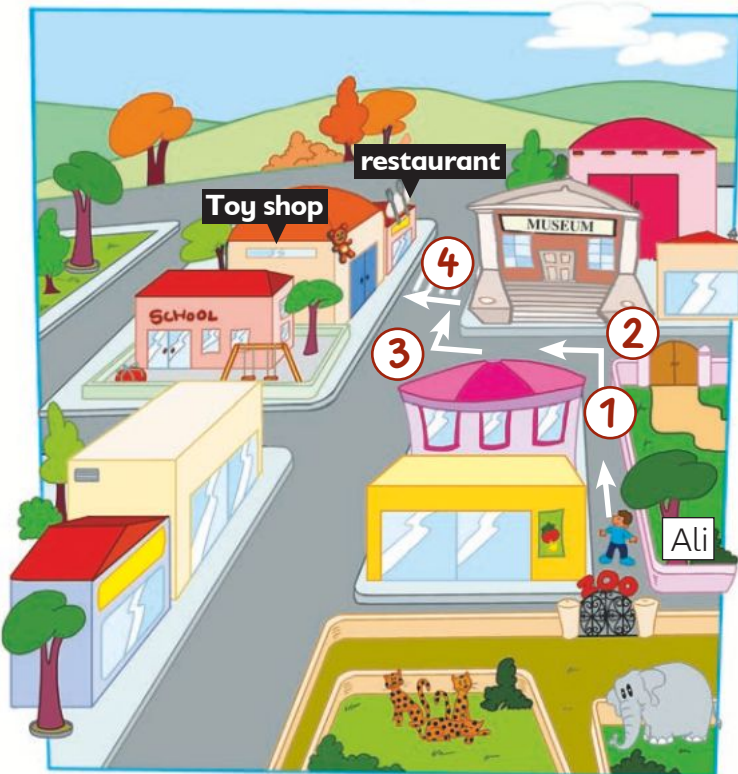
## A chant

1 Look and write.

turn right    between    turn left    go straight  
opposite    cross the street    stop    next to



2 Help Ali go to the toy shop.



Where's the toy shop?

It's \_\_\_\_\_  
the \_\_\_\_\_  
and the \_\_\_\_\_.

How do I get there?



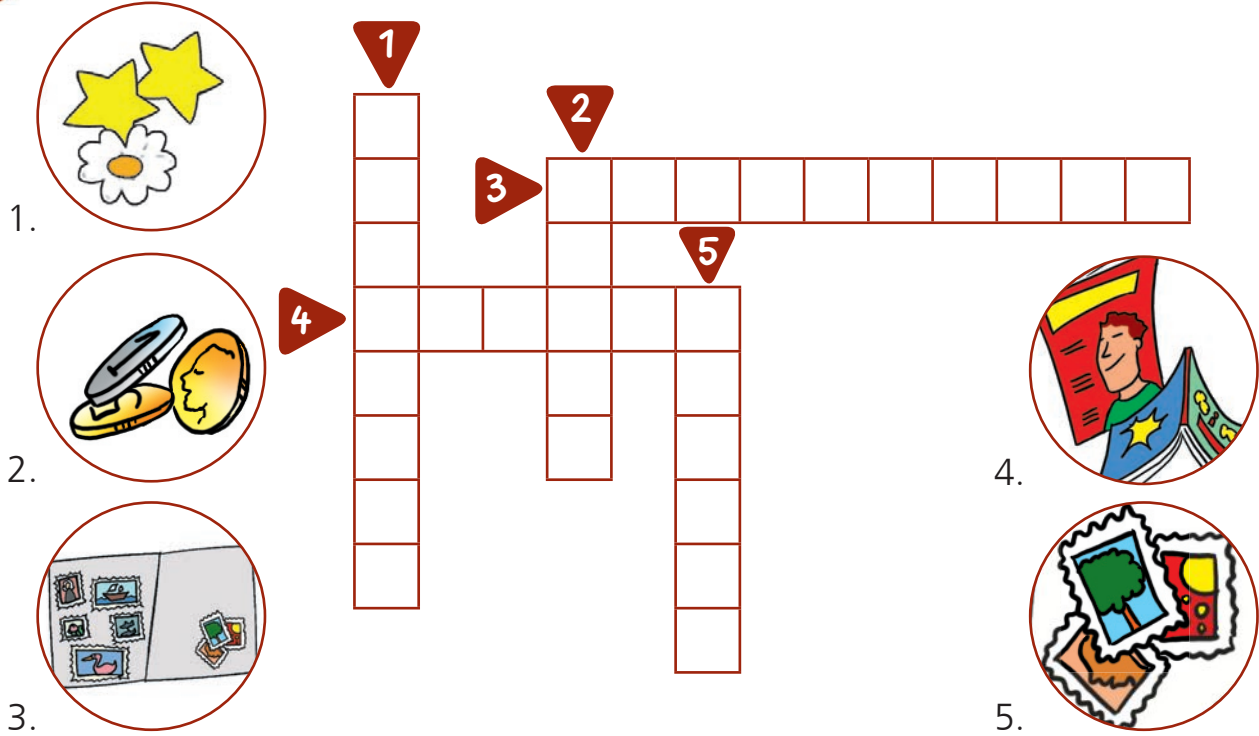
1. \_\_\_\_\_
2. \_\_\_\_\_
3. \_\_\_\_\_
4. \_\_\_\_\_

3 Listen and circle a, b, c or d. Which is Hasna's house?

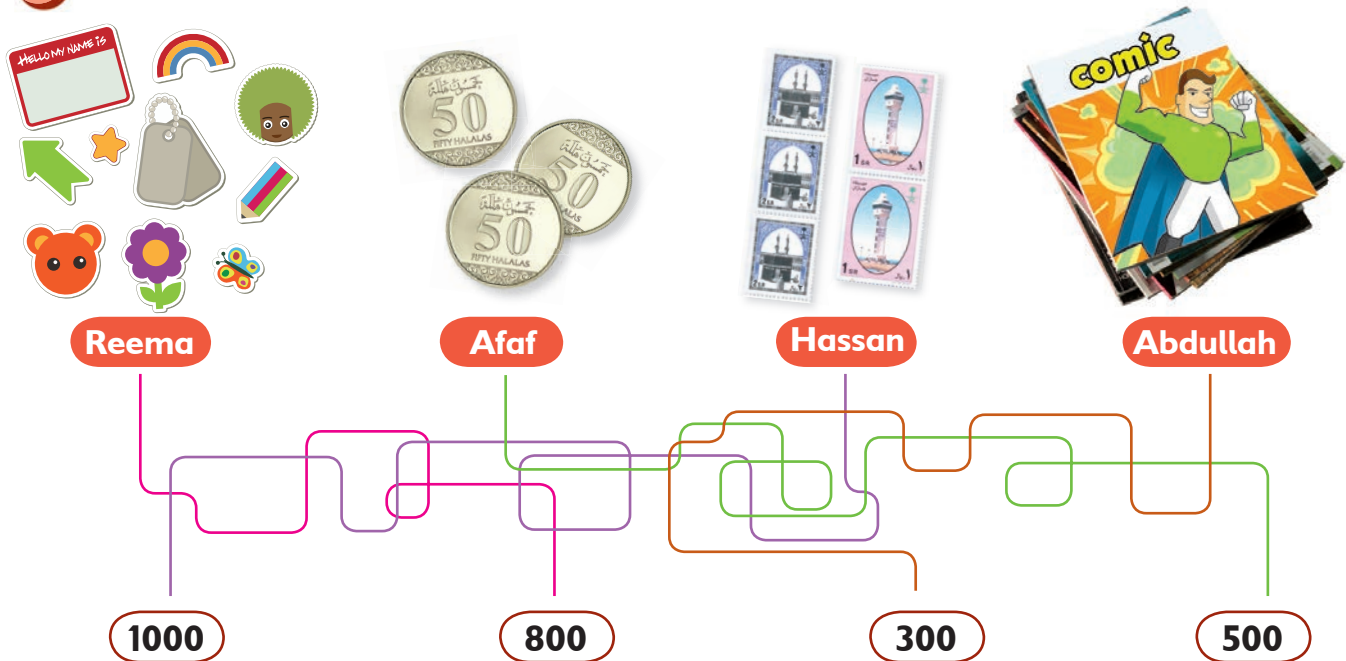


Name	
Class	

1 Look and complete the crossword.



2 Follow the lines and complete the sentences.



1. Reema has got \_\_\_\_\_.
2. Afaf has got \_\_\_\_\_.
3. Hassan has got \_\_\_\_\_.
4. Abdullah has got \_\_\_\_\_.

# 1

## Our world

Name \_\_\_\_\_

Class \_\_\_\_\_

1 Where can you see these rules?  
Read and tick (✓) the places.

1. Be quiet.



a ☐



b ☐



c ☐

2. Don't touch the paintings.



a ☐



b ☐



c ☐

3. Turn off your mobile phones.



a ☐



b ☐



c ☐

4. Don't eat or drink.



a ☐



b ☐



c ☐

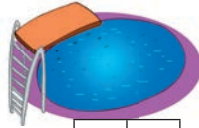
5. Don't run.



a ☐



b ☐



c ☐

3 Write 3 rules for your bedroom.

1. \_\_\_\_\_
2. \_\_\_\_\_
3. \_\_\_\_\_

2 Look, read and write.

me us him her  
them it you

1 Hassan, talk to  
\_\_\_\_\_ me \_\_\_\_\_ please.



2 Come to the park  
with \_\_\_\_\_.



3 Look at the flowers.  
Let's water \_\_\_\_\_.



4 Shh! Listen to  
\_\_\_\_\_!



5 Help!  
Stop \_\_\_\_\_!



6 No, don't touch  
\_\_\_\_\_!



7 Come here Tanya.  
I can see \_\_\_\_\_!




Name	
Class	

## Let's play



### 1 Look, read and match.



a. It's half past eleven.

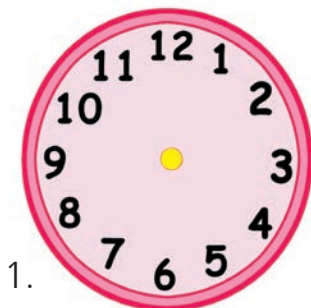
b. It's a quarter to one.

c. It's half past one.


d. It's a quarter past eleven.

e. It's one o'clock.


### 2 Read and draw the time.



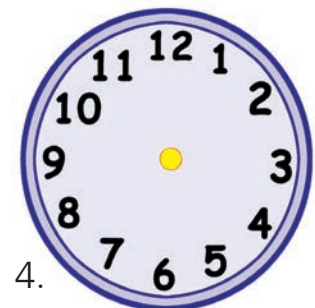
It's three o'clock.



It's half past eleven.



It's a quarter to eight.



It's a quarter past six.




# Phonics

## boy - coin



1 Listen, say and circle the word that doesn't belong.

1.  boy  coin  toys
2.  noise  toys  coin
3.  coin  noise  boy
4.  noise  boy  toys

2 Look and match. Then write.

1. 
2. 
3. 
4. 

oi

oy

\_\_\_\_\_

\_\_\_\_\_

\_\_\_\_\_

\_\_\_\_\_

Name	
Class	



1

3 Listen, say and write the missing letters.

oi oy



n \_\_\_\_ se



t \_\_\_\_ s

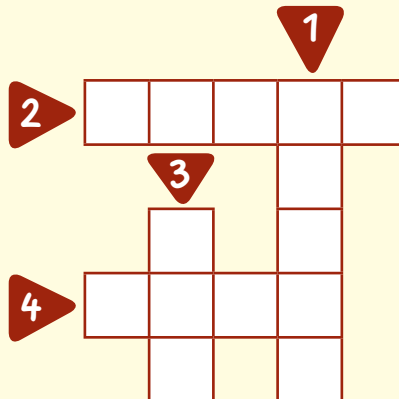


b \_\_\_\_



c \_\_\_\_ n

4 Look and complete.



# 1

## Story time

Name \_\_\_\_\_

Class \_\_\_\_\_

- 1 Read the story again in the Student's Book on pages 12 and 13 and answer the questions.



1. Where are the children?

\_\_\_\_\_



2. What's in the box?

\_\_\_\_\_



3. Where is the tunnel?

\_\_\_\_\_



4. Who doesn't like the tunnel?

\_\_\_\_\_



5. What is on the floor of the tunnel?


\_\_\_\_\_



6. Does Afaf's grandmother know about the tunnel?

\_\_\_\_\_






- 2 Do you like the story? Choose and colour.



Name	
Class	

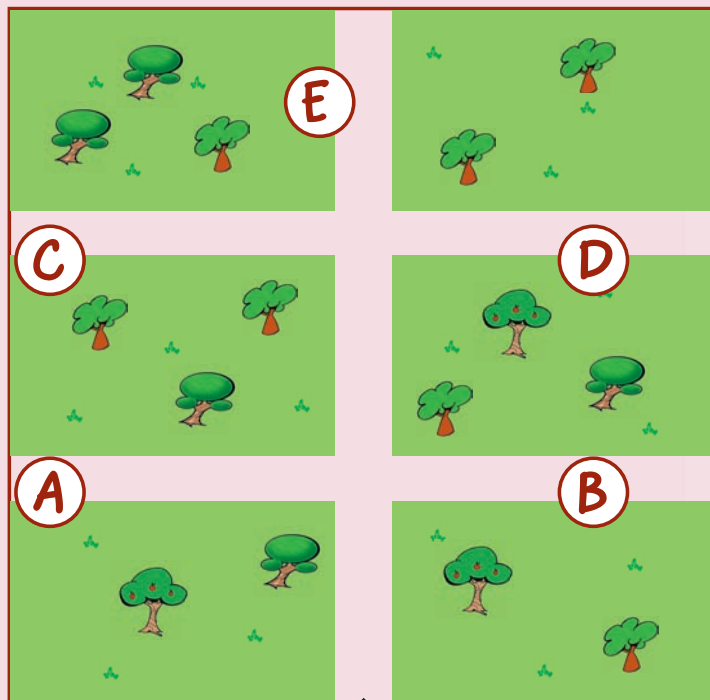
# Revision 1

## 1 Look and match.

1. 	go	run
2. 	turn	quiet
3. 	be	left
4. 	turn	straight
5. 	don't	right

*Note: A line connects the 'Right turn' sign (1) to the word 'right'.*

## 2 Choose and say with your partner.




START HERE

Go straight.  
Stop.  
Turn right.

It's B.

Yes.



Copyright © mm publications


# Revision 1

Name \_\_\_\_\_

Class \_\_\_\_\_

## 3 Look, read and write.

left  
opposite  
next to  
cross the street  
between



- The school is \_\_\_\_\_ the mosque.
- A:** I'm at the school. How do I get to the library?  
**B:** \_\_\_\_\_ and turn \_\_\_\_\_.
- The supermarket is \_\_\_\_\_ the school and the restaurant.
- A:** Where's the hospital?  
**B:** It's \_\_\_\_\_ the library.

## 4 Read and match.

- A:** Where's the school?  
**B:** It's opposite the restaurant.  
**A:** How do I get there?  
**B:** Go straight. Then, turn left.  
The school is next to the supermarket.
- A:** Where's the school?  
**B:** It's opposite the restaurant.  
**A:** How do I get there?  
**B:** Go straight. Then, turn left.  
The school is between the mosque and the park.



YOU ARE HERE



YOU ARE HERE









Copyright © mm publications

Name	
Class	

**1 Put the words in the correct order.**

1. the school / next to / is / park / The \_\_\_\_\_
2. have got / two hundred / comics / They \_\_\_\_\_
3. and stamps / Sarah / stickers / collects \_\_\_\_\_
4. play / The / boys / football / every day \_\_\_\_\_





**2 Look and match. Then write.**

1. 	2. 	3. 	4. 
a. 	b. 	c. 	d. 




1 d Stop.                      3                     

2                                           4                     

**3 What do the signs say? Look and write.**

1. 	2. 	3. 	4. 
<u>Don't run.</u>	<u>                    </u>	<u>                    </u>	<u>                    </u>
<u>                    </u>	<u>                    </u>	<u>                    </u>	<u>                    </u>

**4 Look at activity 3. Match the signs to the places.**

			
a 1	b <u>          </u>	c <u>          </u>	d <u>          </u>

# Phonics

car - horse - brother



1 Listen, say and circle the word that doesn't belong.

1.



car

forty

40



horse

2.



farm



brother

car



3.



jumper

brother



40

forty

2 Listen and number 1-6.

40

a



b



c



d



e



f

Name	
Class	



3 Listen, say and write the missing letters.

ar or er



broth \_\_\_\_



f \_\_\_\_ ty




f \_\_\_\_ m



jump \_\_\_\_



c \_\_\_\_



h \_\_\_\_ se

4 Listen, say and match.



ar



or



er



Copyright © mm publications

# Phonics revision



1 Listen and say.

oy - oi



boy

toys



coin



noise


ar - or - er



car



farm



horse

40

forty



brother



jumper

2 Listen and say. Then circle.



1.

ar

er



2.

or

oi



3.



er

ar

4. 40

or

ar

5.



er

oy

6.



oi

or

Name	
Class	

**Now I can**

**1 Give directions.**



turn right ☐



turn left ☐



go straight ☐



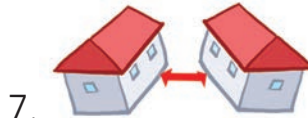
cross the street ☐



stop ☐



next to ☐



opposite ☐



between ☐

**2 Say.**



collection ☐



coins ☐



comics ☐



stickers ☐



stamps ☐

**3 Say.**



throw rubbish in the rubbish bin ☐




mobile phone ☐



be quiet ☐



museum ☐



swimming pool ☐

**4 Say.**



- Where's the school?
- It's next to the park.
- How do I get there?
- Go straight. Turn right. Then, turn left. ☐



What do you collect?  
I collect stamps. ☐



- How many stickers have you got?
- I have got one thousand stickers. ☐



- What's the time?
- It's a quarter past ten. / It's ten fifteen. ☐



Turn off your mobile phones in the mosque. ☐



Don't take pictures. ☐



# 2

## Where were you yesterday?

Name

Class

A chant

## you yesterday?

1 Listen and match. 





2 Read and write.

was were

1. Sami and Karim \_\_\_\_\_ at the amusement park yesterday.
2. I \_\_\_\_\_ at the sports centre yesterday afternoon.
3. Sahar \_\_\_\_\_ at the hospital yesterday.
4. Saud and I \_\_\_\_\_ at the football field yesterday evening.
5. Abdullah \_\_\_\_\_ at the mosque in the morning.
6. Where \_\_\_\_\_ Omar yesterday morning?

3 Read and tick (✓) the correct pictures.



1

2

3

4

5








6

Yesterday morning, Afaf was at home. In the afternoon, she was at the park with her friend Sahar. In the evening, she was at the restaurant with her father and her mother.


Name	
Class	


1 Read, look and write.


great ~~Ahmed~~ popcorn zoo scary  
hungry funny delicious Jameel


(1) Ahmed was at the  (2) \_\_\_\_\_ last Friday. It was  (3) \_\_\_\_\_. The monkey was  (4) \_\_\_\_\_ and the lions were  (5) \_\_\_\_\_. (6) \_\_\_\_\_ was there, too. He was  (7) \_\_\_\_\_. The  (8) \_\_\_\_\_ was  (9) \_\_\_\_\_.


2 Read and circle. Then look and match.

- 

Was / Were Ali at home yesterday afternoon?
- 

Was / Were the children at home yesterday morning?
- 

Was / Were the book funny?
- 

Was / Were the cake delicious?
- 

Was / Were Saleh hungry?

- Yes, it was.
- No, it wasn't.
- No, he wasn't.
- No, they weren't.
- Yes, he was.

# 2

## Our world

Name

Class

### 1 Which one was Mr Miller's town?

In the past there weren't any shopping centres in my town. There were only small shops. There weren't cars but there were bikes. The streets were quiet. Sometimes there were police officers on horses. There were two restaurants, but there weren't any galleries.



a



b



c

### 2 Look at the picture of Madinah in the past and write.

quiet shopping centres weren't were mosques

The streets (1) \_\_\_\_\_ noisy.

They were (2) \_\_\_\_\_.

There were (3) \_\_\_\_\_ but

there weren't any hotels and

(4) \_\_\_\_\_. There

(5) \_\_\_\_\_ small shops, too.

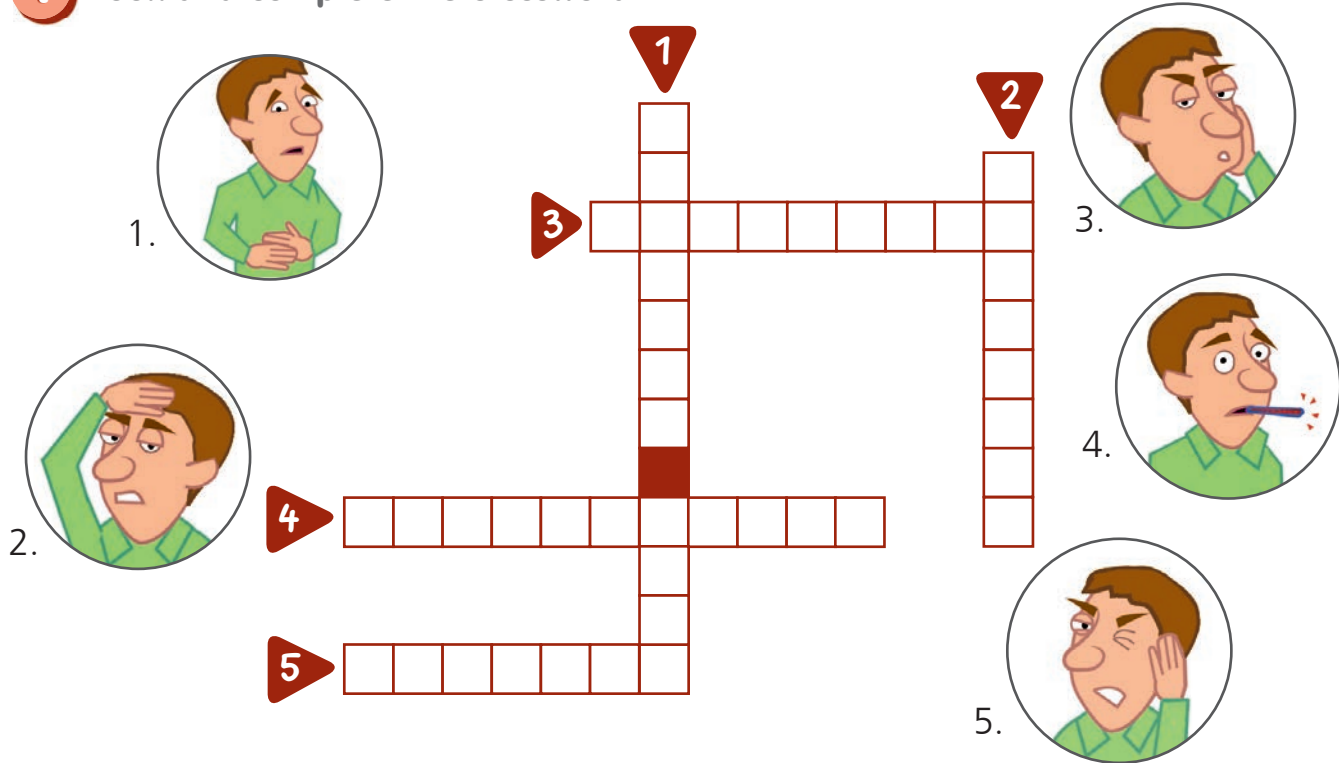


Name	
Class	


Let's play

2

1 Look and complete the crossword.



2 The Smith's family was at the hospital yesterday. Look at the picture and write sentences.



1. Jim had a headache.
2. Diane and Susan \_\_\_\_\_
3. Claire \_\_\_\_\_
4. Jack \_\_\_\_\_



Name













Class

# Phonics





## purple - girl



1 Listen, say and circle the word that doesn't belong.

1.  nurse	 girl	 skirt
2.  purple	 nurse	 girl
3.  girl	 skirt	 purple
4.  skirt	 purple	 nurse

2 Listen and number 1-4.

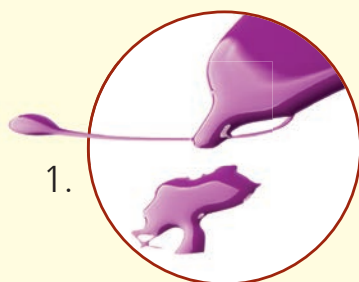
			
a <input type="text"/>	b <input type="text"/>	c <input type="text"/>	d <input type="text"/>

Name	
Class	

3 Listen, say and write the missing letters.



ir ur



1.

p \_\_\_\_ ple



2.

sk \_\_\_\_ t



3.

n \_\_\_\_ se



4.

g \_\_\_\_ l

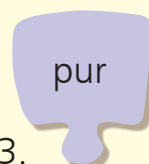
4 Look and match.



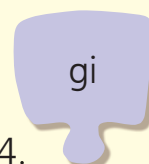
1.



2.



3.



4.



a.



b.



c.



d.



# 2

## Story time

Name

Class



1 Where were the children at the weekend? Read the story again in the Student's Book on pages 26 and 27 and match.



2 Read the story again in the Student's Book on pages 26 and 27 and circle.

1. There **were** / **weren't** lions at the zoo.
2. The hummus and kabsa **were** / **weren't** delicious.
3. Saud **was** / **wasn't** with his family on Saturday afternoon.
4. Sami **was** / **wasn't** very careful.

3 Do you like the story? Choose and colour.



Name

Class

## Revision 2

### 1 Read and write. Use the words in the box.

interesting    noisy    scary    delicious    funny

1. Reema and Lamya were at the zoo on Friday.  
The lions were \_\_\_\_\_.
2. Khaled was at an amusement park yesterday.  
The popcorn was \_\_\_\_\_.
3. Fatima was at the library yesterday afternoon.  
The books were \_\_\_\_\_.
4. Omar and Ali were at the football field yesterday.  
It was \_\_\_\_\_.
5. Aisha was at the zoo with her family on Saturday.  
The monkeys were \_\_\_\_\_.

### 2 Read and match.



1. Was Lamya at home last Friday? ☐



2. Were they at the amusement park yesterday? ☐



3. Was the Ferris wheel boring? ☐



4. Were there any lions at the zoo? ☐

- a. Yes, there were.  
b. Yes, it was.  
c. No, they weren't.  
d. No, it wasn't.  
e. Yes, she was.



5. Was the cake delicious? ☐



# Revision 2

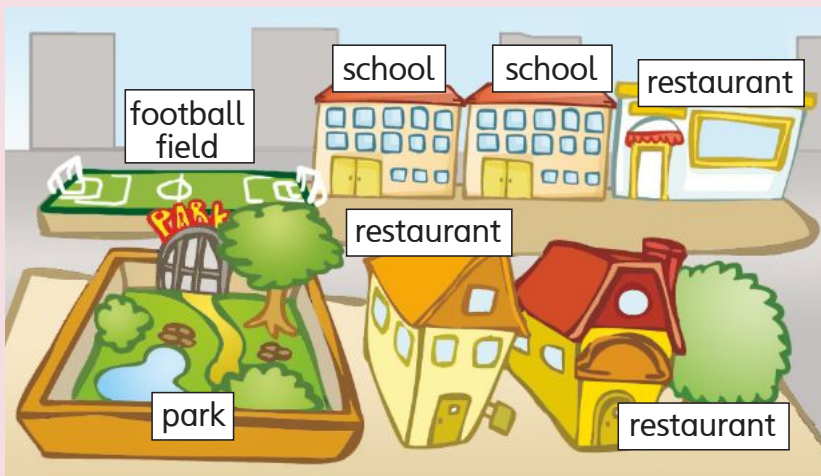
Name \_\_\_\_\_

Class \_\_\_\_\_

## 3 Read and write was, were, wasn't or weren't.

- \_\_\_\_\_ you and Ameen at the football field yesterday?  
No, we \_\_\_\_\_. We \_\_\_\_\_ at the park.  
It was great!
- Fatima \_\_\_\_\_ at home in the evening.  
She \_\_\_\_\_ at the library with Afaf.
- Ameen \_\_\_\_\_ at home on Friday. He was at the sports centre.
- \_\_\_\_\_ Majed at the shopping centre?  
No, he \_\_\_\_\_. He was at the amusement park.

## 4 Look and write. How was the town in the past?



~~park~~ ~~amusement park~~  
sports centre gallery  
shopping centre school  
restaurant football field

There was a park. There wasn't an amusement park.

---

---

---

---

---

---

---

Name	
Class	

# Project

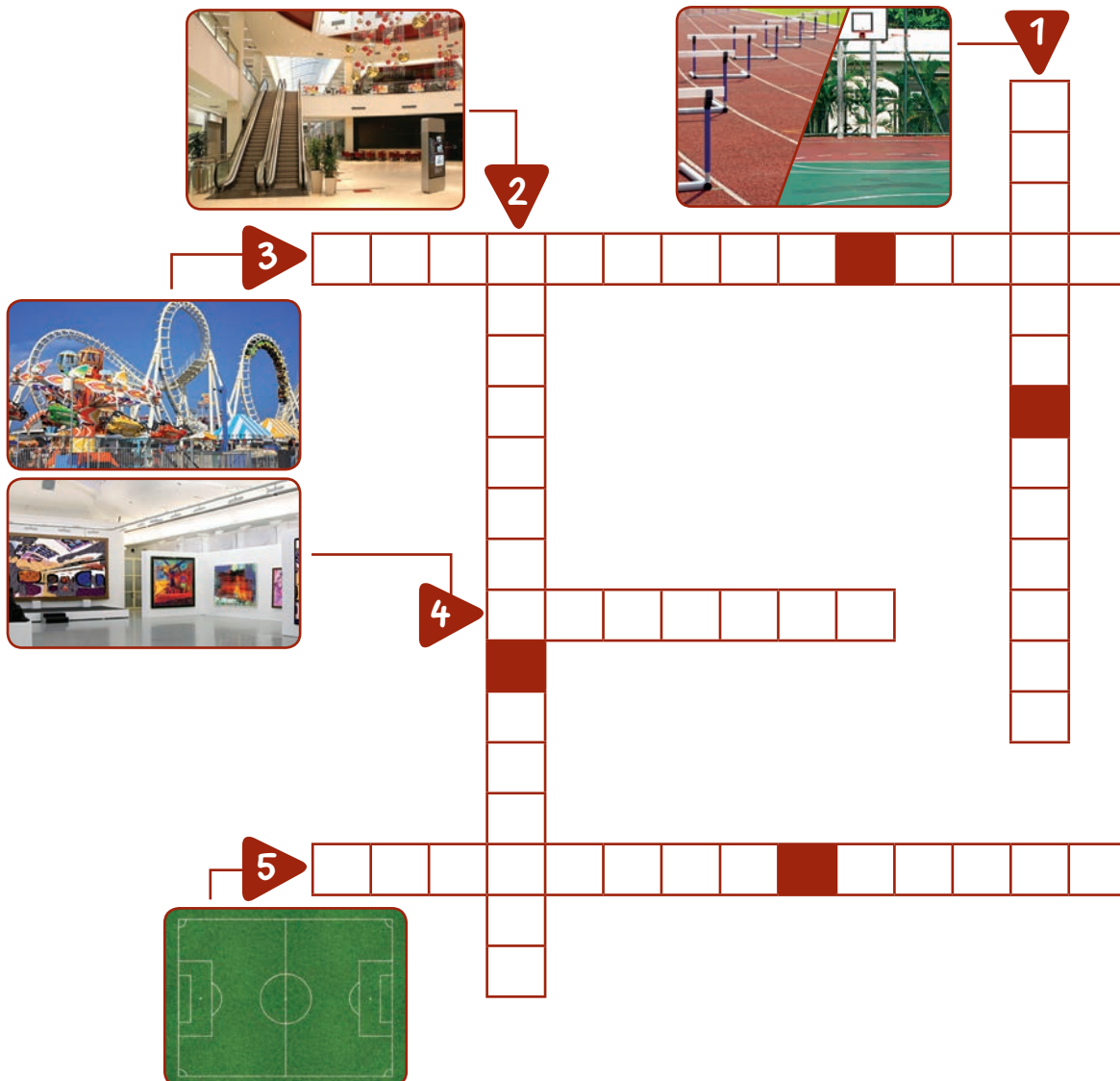
## 1 Rewrite the sentences using the intensifiers.

- The sports centre was noisy. (very)  
\_\_\_\_\_
- The gallery was interesting. (very)  
\_\_\_\_\_
- The Ferris wheel was scary. (so)  
\_\_\_\_\_

## 2 Find the adjectives.

fnscarypsinterestingq  
greatrnifunnyaniseqpt  
tgdinflboringkjogrzam  
sepjnxonoisygoqdejsr  
gougelbdeliciouspedls

## 3 Do the crossword. Write the places.



# Phonics

## computer - Tuesday




1 Listen, say and circle the word that doesn't belong.



computer



uniform



Tuesday




barbecue



Tuesday



uniform



Tuesday



computer



barbecue



uniform



barbecue




computer

2 Listen and number 1-4.



a



b



c




d

Name \_\_\_\_\_  
Class \_\_\_\_\_

3 Listen and say. Then match. 




u



ue



4 Look, find and circle. Then write.



A	B	A	R	B	E	C	U	E	A
E	I	R	Q	L	K	W	N	M	T
F	I	P	C	M	J	M	I	U	U
K	B	P	O	N	X	P	F	V	E
H	Z	A	Y	B	W	K	O	Z	S
C	O	M	P	U	T	E	R	W	D
L	B	T	C	E	H	E	M	X	A
G	F	S	D	M	G	I	O	N	Y



u

ue

\_\_\_\_\_  
\_\_\_\_\_

\_\_\_\_\_  
\_\_\_\_\_

# Phonics revision



1 Listen and say.

ur - ir



purple



nurse



girl



skirt

u - ue




computer



uniform



barbecue



Tuesday

2 Listen and say. Then circle.



1.

ue ir




2.

ue ir



3.

ue ur



4.

ue ir



5.

ue ur



6.

ur u

Name	
Class	

**Now I can**

**1 Say the places.**



amusement park ☐



shopping centre ☐



at home ☐



football field ☐



sports centre ☐



gallery ☐



souq ☐

**2 Say the adjectives.**



scary ☐



funny ☐



boring ☐



delicious ☐



noisy ☐



great ☐

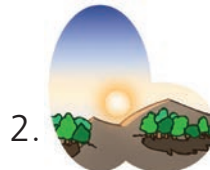


interesting ☐

**3 Say.**



in the afternoon ☐



in the evening ☐



popcorn ☐



Ferris wheel ☐

**4 Say.**



- Where were you yesterday afternoon?
- I was at the shopping centre. ☐



- How was the Ferris wheel?
- It was scary. ☐



- Were the children at home in the evening?
- Yes, they were. ☐



- In 1890 there weren't any cars. ☐



# 3 On holiday

Name \_\_\_\_\_

Class \_\_\_\_\_

## A chant

### 1 Unscramble and write.



dailns



nus



tabo



esa

### 2 Read and write.

jumped played were packed sailed



Last night Ali and Omar (1) \_\_\_\_\_ their bags.

The next morning they (2) \_\_\_\_\_ on a plane.

Three hours later they (3) \_\_\_\_\_ on the island.

They (4) \_\_\_\_\_ in the sun and (5) \_\_\_\_\_ a boat.

### 3 What did they do on their holiday? Follow and write.



play




listen



watch



climb



He watched TV.

Name	
Class	

1 Look and circle. Then write. Use the Past Simple.



1.  
They went  
to the forest.

Z	S	P	S	U	M	T	R
T	E	C	A	T	C	H	O
P	E	J	P	A	B	L	U
R	C	G	H	K	N	T	H
O	K	O	S	E	W	I	A
M	F	M	O	V	G	D	V
N	Z	P	I	C	K	A	E
Q	M	R	T	A	E	O	D



6.  
I \_\_\_\_\_  
a fish.



2.  
He \_\_\_\_\_  
pictures.



3.  
We \_\_\_\_\_  
lunch.



4.  
They \_\_\_\_\_  
a lot of fish.



5.  
She \_\_\_\_\_  
flowers.

2 Read and match.

1

At the weekend, Ali and Omar went to the forest. Ali picked flowers and Omar caught a big fish.

2

Yesterday, Omar and Ali went to the beach. They swam in the sea and saw a lot of fish.

3

Yesterday morning, Omar and Ali went fishing. Ali caught a big fish and Omar took pictures.



a



b



c

## 1 Read and write. Use the Past Simple.

Dear Kelly,

How are you? I'm on holiday in the KSA  
with my father, my mother and my brother.

Today we (1) went (go) to the museum in  
the morning.

We (2) didn't go (not go) to the beach because it was cloudy.

We (3) \_\_\_\_\_ (not take) pictures at the museum, but we


(4) \_\_\_\_\_ (buy) a lot of nice postcards. Later, we

(5) \_\_\_\_\_ (have) lunch at a restaurant. In the evening, we

(6) \_\_\_\_\_ (go) to the beach and (7) \_\_\_\_\_ (look) at  
the stars.

Where are you now? Write back to me.

Love,  
Anna



## 2 Look and correct the sentences.



1. Sahar went to the museum.

She didn't go to the museum.

She went to the shopping centre.

2. Sahar found a postcard.

\_\_\_\_\_

\_\_\_\_\_



3. Sahar bought clothes.

\_\_\_\_\_

\_\_\_\_\_

4. Sahar swam in the sea.

\_\_\_\_\_

\_\_\_\_\_



Name \_\_\_\_\_

Class \_\_\_\_\_

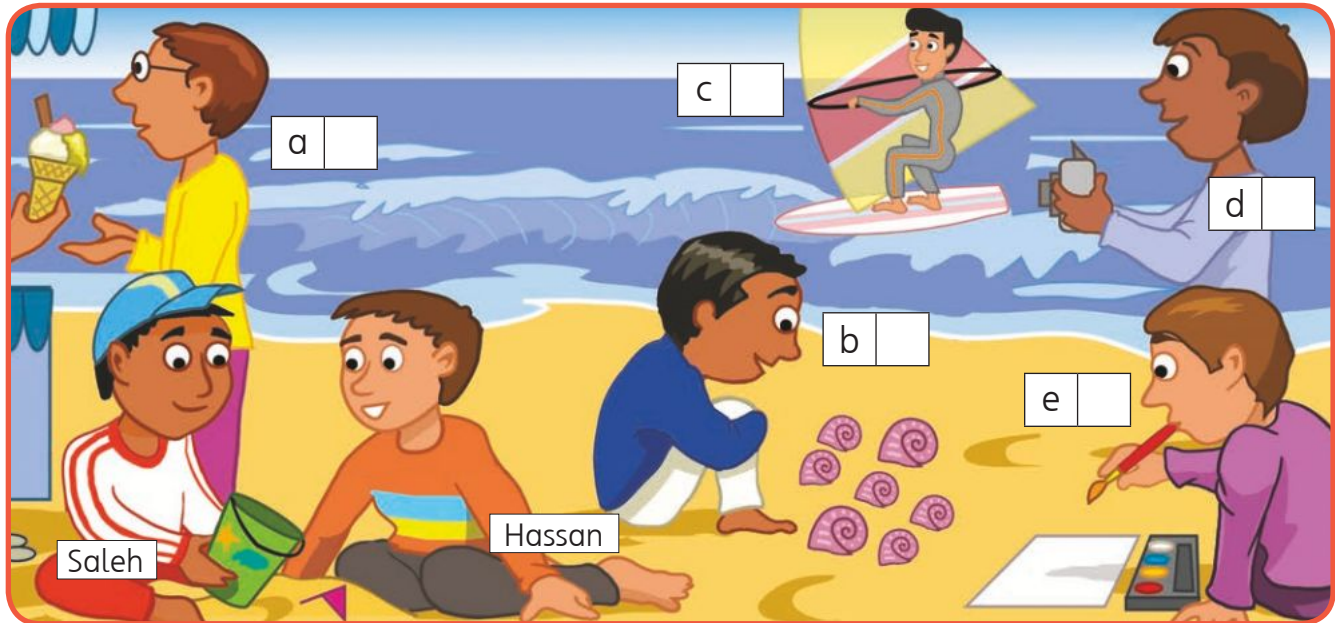


Let's play



**1 Listen and number (1-5).**

1. Saud      2. Mr Ammar      3. Salim      4. Sami      5. Mr Karim



**2 Look at activity 1 and answer the questions.**

1. Did Mr Ammar go windsurfing?

No, he didn't.

4. Did Mr Karim paint?

2. Did Saleh and Hassan play in the sun?

Yes, they

5. Did Sami see any shells?

3. Did Salim take pictures?

6. Did Saud swim?

**3 Answer about yourself.**

1. Did you eat fish yesterday?

\_\_\_\_\_

2. Did you go to school in the morning?

\_\_\_\_\_

3. Did you go to an island last summer?

\_\_\_\_\_

4. Did you have breakfast in the morning?

\_\_\_\_\_

5. Did you take pictures on your holiday?

\_\_\_\_\_

6. Did you go for a picnic in the desert last summer?

\_\_\_\_\_

7. Did you watch TV yesterday?

\_\_\_\_\_



# Phonics








## drink - long - clock



1 Listen, say and circle the word that doesn't belong.

1.  bank  long  drink
2.  long  boring  bank
3.  drink  kick  clock
4.  clock  drink  bank

2 Listen and number 1-6.

- 
- a 
  - b 
  - c 
  - d 
  - e 
  - f 

Name \_\_\_\_\_

Class \_\_\_\_\_



3

3 Listen, say and write the missing letters.


nk ng ck



lo \_\_\_\_



clo \_\_\_\_



dri \_\_\_\_



ki \_\_\_\_



bori \_\_\_\_



ba \_\_\_\_

4 Find and circle. Then write.



D	F	I	B	O	R	I	N	G
O	D	K	A	H	W	G	I	N
P	R	E	N	V	E	P	A	M
K	I	C	K	S	L	C	T	O
R	N	F	I	T	C	L	U	R
E	K	M	B	R	L	O	N	G
D	O	S	U	I	A	C	P	O
T	G	O	Y	M	D	K	L	P



nk

ng

ck

\_\_\_\_\_

\_\_\_\_\_

\_\_\_\_\_

\_\_\_\_\_

\_\_\_\_\_

\_\_\_\_\_




# 3

## Story time

Name \_\_\_\_\_

Class \_\_\_\_\_

1 Read the story again in the Student's Book on pages 40 and 41 and match.



a. found a cave in the mountains.

b. was in the cave.

c. was hungry all the time.

d. wanted to go out in the snow.

e. took the cub into the cave.

2 Read the story again in the Student's Book on pages 40 and 41 and answer the questions.

1. When did the children go on a winter holiday? \_\_\_\_\_


2. What was the weather like? \_\_\_\_\_

3. What was there in the cave? \_\_\_\_\_

4. Where did they take the cub? \_\_\_\_\_

5. Did the mother bear come and take the cub? \_\_\_\_\_

3 Do you like the story? Choose and colour.




Name \_\_\_\_\_

Class \_\_\_\_\_

# Revision 3

## 1 Look and write. swam found ate looked



1. Sahar \_\_\_\_\_ a shell on the beach last Friday.
2. Omar and Ali \_\_\_\_\_ at the fish yesterday.
3. Salim and Saleh \_\_\_\_\_ in the sea.
4. Hasna \_\_\_\_\_ her mother's chocolate cake.

## 2 Read and complete. I did Did you What did you do I didn't

1. **A:** \_\_\_\_\_ at the weekend?  
**B:** I went to the forest.
2. **A:** \_\_\_\_\_ pick flowers in the forest?  
**B:** Yes, I did.
3. **A:** Did you buy postcards?  
**B:** No, \_\_\_\_\_.
4. **A:** Did you go to the beach yesterday?  
**B:** Yes, \_\_\_\_\_.

## 3 Look and write.



**make omelettes / make sandwiches**

They didn't \_\_\_\_\_.  
They \_\_\_\_\_.



**see snake / see shark**

She \_\_\_\_\_.  
She \_\_\_\_\_.



**buy postcards / take pictures**

He \_\_\_\_\_.  
He \_\_\_\_\_.




# Revision 3

Name

Class

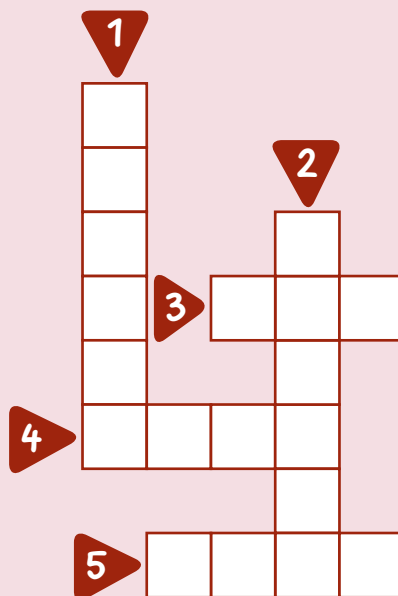
## 4 Read and complete. Use the Past Simple. Then number the pictures 1-4.

1. Yesterday Reema and Hasna \_\_\_\_\_ (go) to the beach.
2. They \_\_\_\_\_ (not play) on the beach. They \_\_\_\_\_ (find) shells.
3. Later, they \_\_\_\_\_ (sail) a boat with their father and mother.
4. In the afternoon, their father \_\_\_\_\_ (catch) a fish. Then, they \_\_\_\_\_ (have) a picnic.



## 5 Look and write the Past Simple.

pack buy take see make



Name	
Class	

# Project

## 1 Read and write. and but because

1. I was very happy \_\_\_\_\_ I went to the beach \_\_\_\_\_ swam yesterday.
2. We caught fish, \_\_\_\_\_ we didn't make a fire in the forest.
3. We saw monkeys, \_\_\_\_\_ we didn't see lions at the zoo yesterday.
4. The children picked flowers \_\_\_\_\_ climbed trees in the forest.
5. Ali was sad \_\_\_\_\_ he didn't catch any fish.
6. I bought postcards \_\_\_\_\_ a shirt from the island.

## 2 Write about your holiday to a friend. Draw or stick a picture. Answer the questions given in the Student's Book on page 43. Use Then, and, but, because.



Dear \_\_\_\_\_,

How are you? I came back from my holiday \_\_\_\_\_.

---

---

---

---

---

---

---

---

Where are you now?

Write back to me!



Bye for now,

\_\_\_\_\_



# Phonics

## friend - plant

1 Listen, say and circle the word that doesn't belong. 



1.



plant



friend



blond

2.



tent



blond



plant

3.



plant




tent



friend

2 Listen and number 1-4. 



a



c




b




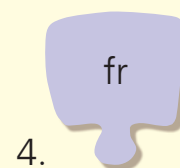
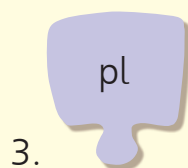
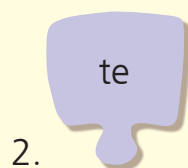
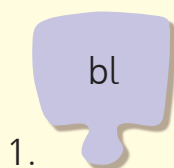
d

Name	
Class	

3 Look and write.



4 Look and match.



## Phonics revision



1 Listen and say.

nk - ng - ck



drink



bank



long



boring



kick



clock

nd - nt



friend



blond



plant



tent

2 Listen and say. Then circle.



1.

ck ng



2.

ck nk



3.




nt nd



4.

nt nd



5.

ng ck











6.

ck nk








Name	
Class	

**Now I can**

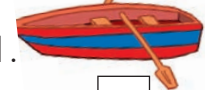






**1 Say the features of nature.**

- |   |  |  |   |
|---|--|--|---|
| 1.  sea <input type="checkbox"/> | 2.  island <input type="checkbox"/> | 3.  forest <input type="checkbox"/>    | 4.  river <input type="checkbox"/> |
| 5.  sun <input type="checkbox"/> | 6.  desert <input type="checkbox"/> | 7.  mountain <input type="checkbox"/> | 8.  cave <input type="checkbox"/>  |

**2 Say the holiday activities.**

- |  |   |  |  |
|--|---|--|--|
| 1.  sail <input type="checkbox"/>         | 2.  buy postcards <input type="checkbox"/> | 3.  pack my bags <input type="checkbox"/>        | 4.  pick flowers <input type="checkbox"/> |
| 5.  make a fire <input type="checkbox"/> | 6.  catch a fish <input type="checkbox"/> | 7.  look at the stars <input type="checkbox"/> |  |

**3 Say.**

- |  |  |  |  |  |   |   |
|--|--|--|--|--|---|---|
| 1.  boat <input type="checkbox"/> | 2.  open <input type="checkbox"/> | 3.  closed <input type="checkbox"/> | 4.  find <input type="checkbox"/> | 5.  picnic <input type="checkbox"/> | 6.  cub <input type="checkbox"/> | 7.  vet <input type="checkbox"/> |
|--|--|--|--|--|---|---|

**4 Say.**



We played on the beach. ☐



My brother, Omar, swam in the river. I caught a fish. ☐



She didn't go to the forest. She went to the beach. ☐



• Did you go to the museum?  
• No, we didn't. It was closed. ☐

# 4

## The world around us

Name \_\_\_\_\_

Class \_\_\_\_\_

### A chant

#### 1 Look and write.

1. tall



taller

5. fast



2. big



6. thin




3. strong



7. hot



4. slow



8. fat



#### 2 Look and write.

1.




(small) The rat is smaller than the cat.



2.



(fat) The elephant \_\_\_\_\_



3.



(strong) Tigers \_\_\_\_\_



4.



(tall) Giraffes \_\_\_\_\_



5.



(fast) Cheetahs \_\_\_\_\_



#### 3 Answer the questions. Then listen and check your answers.



1. Is Riyadh bigger than Jeddah?

Yes ☐

No ☐

2. Is the camel taller than the giraffe?

Yes ☐

No ☐

3. Is the elephant heavier than the hippo?

Yes ☐

No ☐

4. Is the Amazon longer than the Nile?








Yes ☐

No ☐











Name	
Class	

1 Look and write.

-  \_\_\_\_\_ is better than  \_\_\_\_\_  
 at  \_\_\_\_\_.
-  \_\_\_\_\_ are bigger  
 than  \_\_\_\_\_.
-  \_\_\_\_\_ are scarier than  \_\_\_\_\_.

2 Write the sentences.

-   (big) The camel is bigger than the rat.
-   (heavy) \_\_\_\_\_
-   (happy) \_\_\_\_\_  
**Ameer**      **Saleh**
-   (good) \_\_\_\_\_  
**Abdullah**      **Ali**

# 4

## Our world

Name \_\_\_\_\_

Class \_\_\_\_\_

### 1 Look and write.

close far around planet



1. \_\_\_\_\_ 2. \_\_\_\_\_ 3. \_\_\_\_\_ 4. \_\_\_\_\_

### 2 Look and circle.



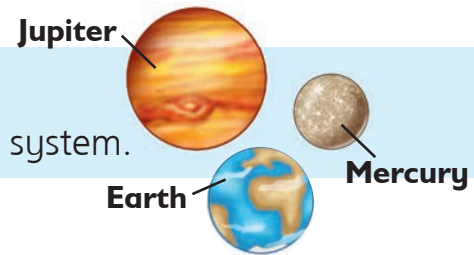
1. a. The cat is **smaller** / **the smallest** than the zebra.  
b. The parrot is the **smaller** / **the smallest** of the three.

2. a. Ali is a **better** / **best** student than Salim.  
b. Omar is the **better** / **best** of the three.



3. a. Jameel is **happier** / **happiest** than Saud.  
b. Saleh is the **happier** / **happiest** of the three.

4. a. Earth is **bigger** / **biggest** than Mercury.  
b. Jupiter is the **bigger** / **biggest** planet in the solar system.



5. a. The cheetah is **heavier** / **heaviest** than the cat.  
b. The elephant is the **heavier** / **heaviest** of the three.

### 3 Read and answer about yourself.

1. Who's the thinnest in your family? \_\_\_\_\_
2. Who's the tallest in your class? \_\_\_\_\_
3. Who's the funniest of your friends? \_\_\_\_\_
4. Who's your best friend? \_\_\_\_\_

Name	
Class	

Let's play



**1 Read and complete. Use going to and the verbs in brackets.**

- What \_\_\_\_\_ you \_\_\_\_\_ (do) on Friday?  
I \_\_\_\_\_ (buy) a new camera.
- Aisha \_\_\_\_\_ (book) a hotel in the KSA tomorrow.
- The children \_\_\_\_\_ (not/play) in the park today. They  
\_\_\_\_\_ (clean) their room.
- A:** \_\_\_\_\_ Ameer \_\_\_\_\_ (travel) to the UK  
next month?  
**B:** Yes, he is.

**2 What are you going to do on Friday? Complete. Then say with your partner.**

I'm \_\_\_\_\_  
\_\_\_\_\_  
\_\_\_\_\_  
\_\_\_\_\_  
Then, \_\_\_\_\_  
\_\_\_\_\_  
\_\_\_\_\_

What are you  
going to do  
on Friday?



I'm going to  
clean my room.  
Then, ...



**3 Answer about yourself.**

- Where are you going to go on Friday?  
\_\_\_\_\_
- What are you going to do there?  
\_\_\_\_\_
- What are you going to do then?  
\_\_\_\_\_



## Phonics

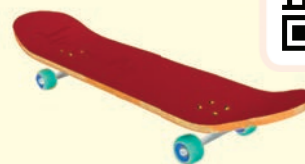
skirt - scary - square



1 Listen, say and circle the word that doesn't belong.



2 Listen and number 1-6.

a b c d e f

Name \_\_\_\_\_


Class \_\_\_\_\_



4

3 Listen, say and write the missing letters.

sk sc squ



\_\_\_\_ ateboard



\_\_\_\_ arf




\_\_\_\_ ary



\_\_\_\_ irrel




\_\_\_\_ irt



\_\_\_\_ are

4 Find and circle. Then write.



B	A	S	Q	U	I	R	R	E	L
O	U	Q	H	I	G	T	S	A	P
G	T	U	A	D	A	L	C	V	E
S	K	A	T	E	B	O	A	R	D
K	M	R	O	M	O	S	R	A	T
I	D	E	A	A	R	H	F	N	O
R	U	L	S	C	A	R	Y	A	B
T	K	I	T	S	G	A	N	T	S



sk

sc

squ

\_\_\_\_\_

\_\_\_\_\_

\_\_\_\_\_

\_\_\_\_\_

\_\_\_\_\_

\_\_\_\_\_




# 4

## Story time

Name \_\_\_\_\_

Class \_\_\_\_\_

1 Read the story again in the Student's Book on pages 54 and 55 and match.



Venus

- a. It's the fastest animal.
- b. It's the hottest planet.
- c. It's the heaviest animal in the world.
- d. It's smaller than the blue whale.






2 Read the story again in the Student's Book on pages 54 and 55 and match.

1. It's the fastest animal in the world.

2. Is the white shark heavier than the blue whale?

3. Let's play football in the park.

4. The blue whale is the heaviest animal in the world.



3 Read the story again in the Student's Book on pages 54 and 55 and answer the questions.

1. Is the lion faster than the cheetah? \_\_\_\_\_

2. Does Ahmed like the board game? \_\_\_\_\_

3. Is Venus the hottest planet? \_\_\_\_\_

4. Is the white shark heavier than the blue whale? \_\_\_\_\_

4 Do you like the story? Choose and colour.



Name \_\_\_\_\_  
Class \_\_\_\_\_

## Revision 4

### 1 Play.

**START**

Is the camel faster than the cheetah? **1**

Is the blue whale bigger than the elephant? **2**

Is the shark scarier than the dolphin? **3**

Who's angrier? **4**  
Salim Abdullah

Who's a better student? **8**  
Omar Ali

Is the cat stronger than the lion? **7**

It's the closest planet to the sun. **6**

It's the biggest planet. **5**

Who's the happiest? **9**  
Jameel Saleh Saud

They're the coldest planets. **10**

**FINISH**

### 2 Who is who? Write the names.


**Hassan** is taller than **Ali**, but he is shorter than **Sami**. **Ali** is fatter than **Sami**, but he is thinner than **Hassan**. **Sami** is a better student than **Hassan**, but **Ali** is the best student.



1. \_\_\_\_\_ 2. \_\_\_\_\_ 3. \_\_\_\_\_

### 3 Look and write. Use the superlative.

tall short old fast




- The green tree is \_\_\_\_\_.
- The red car is \_\_\_\_\_.
- The grey house is \_\_\_\_\_.
- The brown tree is \_\_\_\_\_.

## Revision 4

Name \_\_\_\_\_

Class \_\_\_\_\_

### 4 Look and complete.

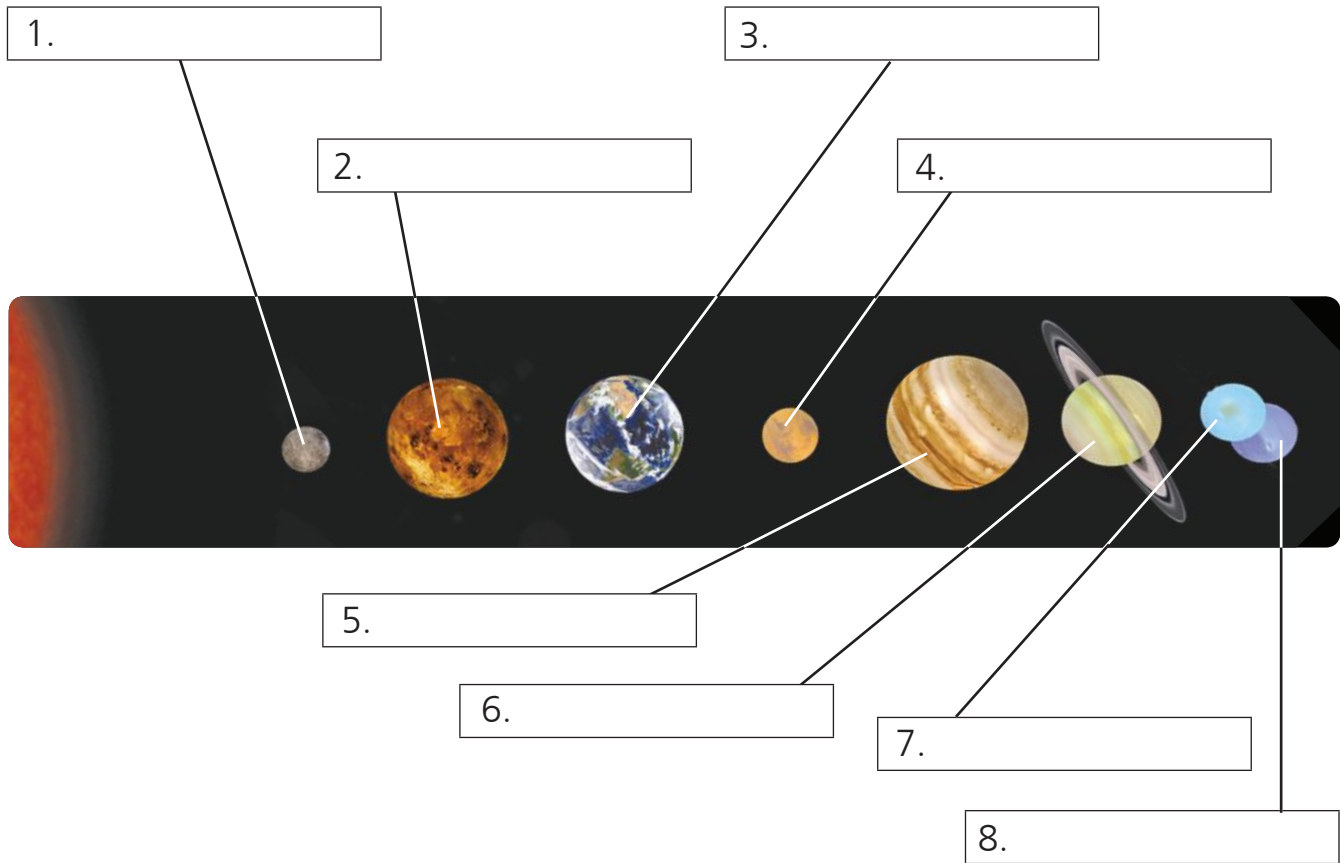


### 5 Read and complete. Use going to and the verbs in brackets.

1. Muna and Sahar \_\_\_\_\_ (buy) their tickets to the KSA on Tuesday.
2. Jameel \_\_\_\_\_ (take) his camera to Australia.
3. **A:** Where \_\_\_\_\_ Omar \_\_\_\_\_ (travel) to?  
**B:** He \_\_\_\_\_ (travel) to the UK.
4. Afaf and Sahar \_\_\_\_\_ (buy) souvenirs.
5. Fatima \_\_\_\_\_ (visit) a museum in the KSA.

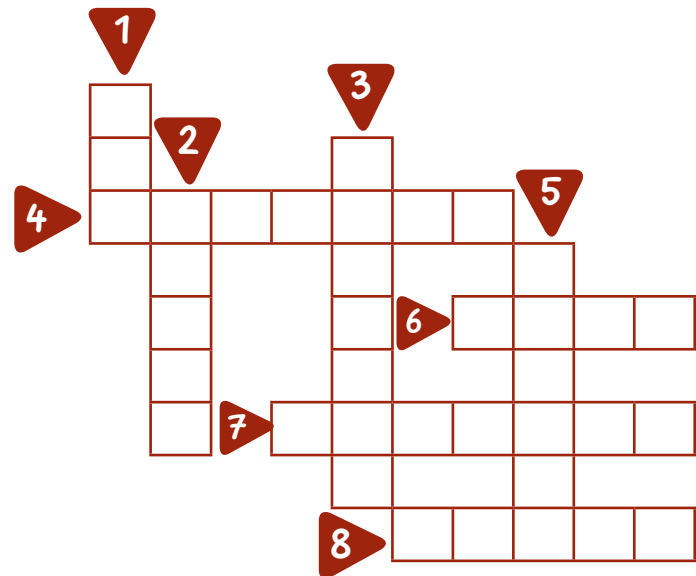
Name	
Class	

**1** Write the names of the planets. Look at activity 1 in the Student's Book, p.50.



**2** How much do you know about our solar system?  
Do the crossword.

1. It's the star of our solar system.
2. We live on this planet.
3. It's the biggest planet.
4. It's the planet farthest from the sun.
5. It's one of the coldest planets.
6. It's the red planet.
7. It's the planet closest to the sun.
8. It's the hottest planet.



# Phonics

## night - knee



1 Listen, say and circle the word that doesn't belong.

1.



2.



3.




2 Look and match. Then write.

1.



2.



3.



4.



gh

k

\_\_\_\_\_

\_\_\_\_\_

\_\_\_\_\_

\_\_\_\_\_

Name	
Class	

4

3 Listen, say and write the missing letters.



gh k



\_\_\_ nee



ni \_\_\_ t



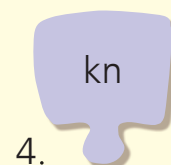
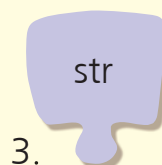
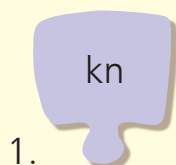


strai \_\_\_ t



\_\_\_ nife

4 Look and match.



Copyright © mm publications

## Phonics revision



1 Listen and say.

sk - sc - squ



skirt



skateboard



scary



scarf



square




squirrel

gh - k



straight



night



knife



knee

2 Listen and say. Then circle.

1.



sc      k

2.



gh      squ

3.



k      sk

4.



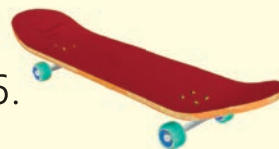
gh      k

5.



k      sc

6.









gh      sk







Name	
Class	

**Now I can**








**1 Say the animals.**

1.  cheetah ☐
2.  rat ☐
3.  whale ☐
4.  dolphin ☐
5.  shark ☐
6.  giraffe ☐




**2 Say the adjectives.**





1.  strong ☐
2.  fast ☐
3.  slow ☐
4.  angry ☐
5.  close ☐
6.  far ☐

**3 Say.**

1.  Science ☐
2.  planet ☐
3.  around ☐
4.  travel ☐
5.  book a hotel ☐
6.  ticket ☐
7.  camera ☐

**4 Say.**

1.  Ali is the tallest boy. ☐
2.  Blue whales are bigger than elephants. ☐
3.  Mike is faster than Bill. ☐

4.  Jupiter is the biggest planet. ☐
5.  Omar is the best student in the class. ☐
6.  Cheetahs are faster than lions. ☐
7.  What are you going to do tomorrow?  
 • I'm going to clean my room. Then, I'm going to do my homework. ☐





# Cut-outs

# Cut-outs


1

Let's play





### Let's play



Betty

- went to the desert
- had a picnic



Saud

Ali

- went to the forest
- caught some fish
- took pictures



Fatima

Reema

- went to the museum
- took pictures
- ate sandwiches



Jim

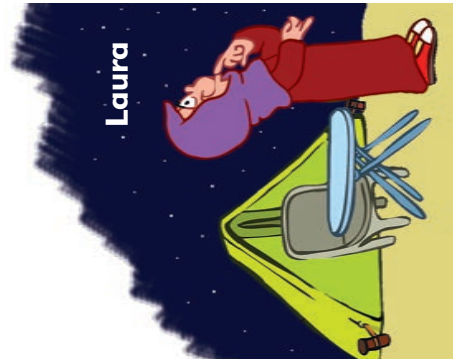
- went to the beach
- swam
- ate fish



Sue

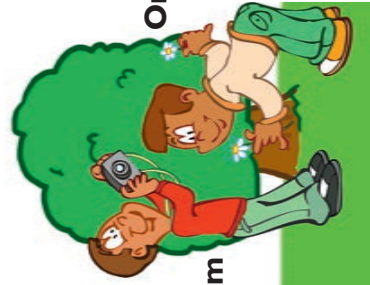
Pam

- went to the museum
- took pictures
- bought postcards



Laura

- went to the desert
- looked at the stars



Salim


Omar

- went to the forest
- picked flowers
- took pictures



Karim

- went to the beach
- went windsurfing
- ate fish







# Board game

Use a rubber  to play the game.





Say

Is the camel  
faster than  
the cheetah?

Where was he  
yesterday?

Say  
400

The biggest  
planet is...

Were you  
at the park  
on Saturday  
morning?

What's the  
time?

Who is  
faster?

What did  
you do  
on your  
holiday?

FINISH







Lined area for taking notes, consisting of multiple horizontal lines.







Lined area for taking notes, consisting of multiple horizontal lines.







Lined area for taking notes, consisting of multiple horizontal lines.



