

KSA Edition Smart Class 5

H. Q. Mitchell - Marileni Malkogianni

English Language
Elementary Stage
Sixth Elementary Grade
First Semester

اللغة الإنجليزية
المرحلة الابتدائية
الصف السادس الابتدائي
الفصل الدراسي الأول

كتاب الطالب

Student's Book

وكتاب التمارين
and Workbook



Published by

mm publications
إم إم للنشر

طبعة ١٤٤٠ / ١٤٤١ هـ
2019/2020 Edition

Track list for Student's CD / CD-ROM

Track	Module	Activity	Track	Module	Activity
1	Titles		42	3 A chant	Vocabulary
2	Hello	Vocabulary	43	3 A chant	1. Look and listen
3	Hello	1. Listen and match	44	3 Smart kids	Vocabulary
4	Hello	Vocabulary	45	3 Smart kids	1. Listen and read
5	Hello	4. Listen and read	46	3 Our world	Vocabulary
6	Hello	7. Read	47	3 Our world	1. Listen and read
7	1 A chant	Vocabulary	48	3 Let's play	Vocabulary
8	1 A chant	1. Listen and match	49	3 Phonics boat - yellow	1. Listen and say
9	1 Smart kids	Vocabulary	50	3 Phonics boat - yellow	2. Listen and chant
10	1 Smart kids	1. Listen and read	51	3 Phonics boat - yellow (Workbook)	1. Listen, say and circle
11	1 Our world	Vocabulary	52	3 Story time	1. Listen and read
12	1 Our world	1. Listen and read	53	3 Project	1. Read the text
13	1 Let's play	Vocabulary	54	3 Smart Time 3	Vocabulary
14	1 Phonics phone - laugh	1. Listen and say	55	3 Smart Time 3	1. Listen and read
15	1 Phonics phone - laugh	2. Listen and chant	56	3 Phonics house - cow	1. Listen and say
16	1 Phonics phone - laugh (Workbook)	1. Listen, say and circle	57	3 Phonics house - cow	2. Listen and chant
17	1 Story time	1. Listen and read	58	3 Phonics house - cow (Workbook)	1. Listen, say and circle
18	1 Project	1. Read	59	3 Phonics revision (Workbook)	1. Listen and say
19	Smart Time 1	Vocabulary	60	4 A chant	Vocabulary
20	1 Smart Time 1	1. Listen and read	61	4 A chant	1. Listen and match
21	1 Phonics walks - reads - teaches	1. Listen and say	62	4 Smart kids	Vocabulary
22	1 Phonics walks - reads - teaches	2. Listen and chant	63	4 Smart kids	1. Listen and read
23	1 Phonics walks - reads - teaches (Workbook)	1. Listen, say and circle	64	4 Our world	Vocabulary
24	1 Phonics revision (Workbook)	1. Listen and say	65	4 Our world	1. Listen, read and circle
25	2 A chant	Vocabulary	66	4 Let's play	Vocabulary
26	2 A chant	1. Listen and number	67	4 Let's play	1. Listen and read
27	2 Smart kids	Vocabulary	68	4 Phonics pillow - town	1. Listen and say
28	2 Smart kids	1. Listen and read	69	4 Phonics pillow - town	2. Listen and chant
29	2 Our world	Vocabulary	70	4 Phonics pillow - town (Workbook)	1. Listen, say and circle
30	2 Our world	1. Listen and read	71	4 Story time	1. Listen and read
31	2 Phonics teacher - tree	1. Listen and say	72	4 Project	1. Read
32	2 Phonics teacher - tree	2. Listen and chant	73	4 Smart Time 4	Vocabulary
33	2 Phonics teacher - tree (Workbook)	1. Listen, say and circle	74	4 Smart Time 4	1. Listen and read
34	2 Story time	1. Listen and read	75	4 Phonics where - hair - pear	1. Listen and say
35	2 Project	2. Show and tell	76	4 Phonics where - hair - pear	2. Listen and chant
36	2 Smart Time 2	Vocabulary	77	4 Phonics where - hair - pear (Workbook)	1. Listen, say and circle
37	2 Smart Time 2	1. Listen and read	78	4 Phonics revision	1. Listen and say
38	2 Phonics play, rain - rice, pie	1. Listen and say			
39	2 Phonics play, rain - rice, pie	2. Listen and chant			
40	2 Phonics play, rain - rice, pie (Workbook)	1. Listen, say and circle			
41	2 Phonics revision (Workbook)	1. Listen and say			

Contents

Student's Book

Track list for Student's CD/CD-ROM

Hello 5

1. Every day 8

2. Right now 22

3. My new house 36

4. Food, please! 50

Phonics

photo - laugh
walks - reads - teaches

teacher - tree
play, rain - rice, pie

boat - yellow
house - cow

pillow - town
where - hair - pear

Picture Dictionary 64

Grammar reference 69

Answers to quiz 75

Grade Six Objectives 80

Workbook

1. Everyday 82

2. Right now 96

3. My new house 110

4. Food, please! 124

Phonics

photo - laugh
walks - reads - teaches

teacher - tree
play, rain - rice, pie

boat - yellow
house - cow

pillow - town
where - hair - pear

Cut-outs 138

Board game 146

Student's book

Hi! I'm Ahmed.

Hello! I'm Jameel!





straight hair



curly hair



blond(e) hair



shells



purple

Hello




Lesson Link



www.ien.edu.sa

1 Listen and match. Then say.


Smart friends



Hello, I'm Sharky. I'm a big fish.
I have got big teeth and three purple fins.

Who's that? Who's that? What's his name?
His name is Ahmed. He has got brown eyes.
His hair is brown. He's very nice.

Who's that? Who's that? What's his name?
His name is Jameel. He has got black hair.
His eyes are brown. He's over there.



2 Play.

Has he got green eyes?

Ameer.

No, he hasn't. He has got brown eyes. His hair is brown. What's his name?

Yes.



Look!

I **have got** brown eyes.

He **has got** brown eyes.

Has she got fifty dolls?

Yes, she has. / No, she hasn't.

They haven't got black hair.

3 Listen and write the numbers.



shells



jigsaw puzzles



teddy bears

1. Saleh



90

2. Sarah



3. Tom



4. Pat





paint

4 Listen and read.

My Friends



My name's Salim.
I'm 12 years old.
My favourite sport
is football. I can play
football very well.



This is my friend
Saleh. He can't play
football, but he loves
swimming. He can
swim very well.



This is my friend
Sarah. She can't
swim, but she can
paint.

Look!

I			you		I
He	can	swim.	he	Yes,	he
She	can't	Can	she	No,	she
They			they		they


5 Read activity 4 and circle.

- Salim **can** / **can't** play football.
- Saleh **can** / **can't** swim.
- Sarah **can** / **can't** swim.
- Sarah **can** / **can't** paint.

6 Write ✓ for 'I can' and ✗ for 'I can't.' Then ask and answer.

Can you play
basketball?

No, I can't.



	You	Your friend
play basketball		
swim		
paint		
ride a bike		

7 Read about Afaf's family. 

My family



My name is Afaf. This is my family. My father has got brown eyes and brown hair. He can play football. My mother has got long, brown hair. My brother, Saleh, is 6 years old. His favourite sport is basketball. We have got a rabbit. Its name is Fluffy. It's great!

8 Ask and answer. 

Is he your father?

No, he isn't. He's my uncle. He's tall and thin. He's got black hair. His eyes are brown.



1 Every day

Lesson Link



www.ien.edu.sa

A chant



pray



do my homework



brush my teeth



have a shower



get dressed

1 Listen and match. Then say.



Ameer's day

In the morning I get up.
I always get up at five o'clock.

I pray and
I have breakfast
I always brush my teeth
And I always go to school
With my best friend, Keith.

After school he has lunch.
He never has lunch at three o'clock.

He does his homework.
He always has a shower.
He sometimes plays football
With Keith and Howard.



2 Read activity 1 and write T for True or F for False.

1. Ameer gets up at 5 o'clock in the morning.
2. Ameer never brushes his teeth.
3. Ameer goes to school with his friend, Howard.
4. Ameer never has lunch at 3 o'clock.
5. Ameer never has a shower.
6. Ameer sometimes plays football with his friends.

Look!

I **always** do my homework **after** school.

I **always** have a shower **in** the morning.

He **sometimes** goes to bed **at** 11:00 **on** Thursdays.

You **never** watch TV **before** bedtime.

always

sometimes

never

3 Read, look and write **always**, **sometimes** or **never**.

- Omar _____ does his homework in the afternoon.
- The children _____ walk to school. They take the bus.
- Sarah _____ has a shower in the morning.

4 Read and circle.

- Karim always has a shower _____ the morning.

a. on b. in c. at



- I never get up _____ 7 o'clock.

a. on b. in c. at

- The children play football _____ Thursdays.

a. on b. in c. at



- Jameel gets dressed _____ breakfast.

a. on b. before c. at

- Saleh brushes his teeth _____ lunch.

a. after b. at c. on



5 Play.

I always get up at 5 o'clock. I sometimes play basketball after school. I never play football.



Name	always	sometimes	never
Ali	gets up at 5 o'clock	plays basketball	plays football
1.			
2.			
3.			

1

Smart kids

Lesson Link



www.ien.edu.sa



take the bus



take a taxi



take the train



ride a bike






drive



walk

1 Listen and read.



Look!

Do you walk to school? < Yes, I do.
No, I don't.

Does he take the bus to school? < Yes, he does.
No, he doesn't.

2 Read activity 1 and match.

1. Does Ahmed walk to school? a. No, he doesn't.
2. Does Jameel take the train to school? b. No, they don't.
3. Do Omar and Hassan take the bus to school? c. Yes, he does.
4. Does Saleh ride his bike to school? d. No, he doesn't.

3 Listen and number (1-4).



a



b



c



d

4 Ask and answer.

Does your father drive to work?

No, he doesn't.
He takes the train.

- take a taxi
- take the train
- drive
- walk
- ride a bike
- take the bus

1

Our world

Lesson Link



www.ien.edu.sa



firefighter



put out fires



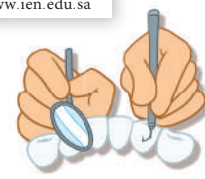
lifeguard



save people



dentist



fix teeth

1 Listen and read.

Social Studies

People at work

Meet Tom, Afaf and Jim. They help people every day.



Tom Gordon

1

Interviewer: What do you do, Tom?

Tom: I'm a firefighter.

Interviewer: Do you always put out fires?

Tom: No, I don't. I sometimes save people and animals.

Interviewer: Are you a doctor?

Afaf: I'm a dentist, a doctor for teeth.

Interviewer: And what do you do?

Afaf: I fix people's teeth.



Afaf Salman

2



Jim Baker

3

Interviewer: Are you a lifeguard?

Jim: Yes, I am.

Interviewer: Do you work at the beach?

Jim: Yes, I do.

Interviewer: What do you do?

Jim: I save people.

Look!

What do you do? I'm a firefighter.
What does she do? She's a dentist.

2 Read activity 1 and circle Yes or No.

- | | | |
|----------------------------------|-----|----|
| 1. Tom saves people and animals. | Yes | No |
| 2. Afaf puts out fires. | Yes | No |
| 3. Jim works in a hospital. | Yes | No |
| 4. Jim saves people. | Yes | No |
| 5. Afaf is a dentist. | Yes | No |

3 Read and write. Then look and number (1-6).

lifeguard firefighters ~~doctor~~ dentist chef teachers

- | | |
|--|---|
| 1. He works in a hospital.
He's a <u>doctor</u> . | 4. I save people.
I'm a _____. |
| 2. She fixes teeth.
She's a _____. | 5. He cooks in a restaurant.
He's a _____. |
| 3. They put out fires.
They're _____. | 6. We work in a school.
We're _____. |



a



b



c 1



d



e



f

4 Draw. Then ask and answer.

What do you do?



I'm a firefighter.
I put out fires and
save people.

1

Let's play

Lesson Link



www.ien.edu.sa



photographer



take pictures



fly a helicopter



grow fruit and vegetables

Look!

What do you **want to be** when you grow up?

I **want to be** a farmer.

Why do you want to be a farmer?

Because I want to grow fruit.

1 Listen, read and write about you.

Then ask and answer and write about your friend. Use the photos. 

What do you want to be when you grow up?

I want to be a pilot.

Why do you want to be a pilot?

Because I want to fly a helicopter.



doctor



lifeguard



teacher



firefighter



farmer



chef



taxi driver



mechanic



dentist



police officer



pilot

Name	Job	Because
Ali	pilot	wants to fly a helicopter
You		
Your friend		

Phonics

phone - laugh

Lesson Link




www.iem.edu.sa

1

1 Listen and say. 

ph



elephant



phone

gh




laugh



tough

2 Listen and chant. 



Funny photo

Look at the photo
Next to the phone.
What is that?
What is that?
It is an elephant
And an ant.

The girls laugh
The girls laugh
The elephant is not
Very tough
It's not very tough.

1

Story time

What do you want to be?

1 Listen and read.

Lesson Link



www.ien.edu.sa

It's Careers Day at school. Salim's father is a dentist. He fixes people's teeth.

I get up at five o'clock in the morning every day. I pray and have a shower. Then, I get dressed and I have breakfast. At six o'clock, I take the train to work.

I want to be a dentist, too!




Adel's father is a firefighter. He puts out fires and saves people.

I drive my car to work. Sometimes, I have breakfast, lunch and dinner at work!

Or... no... I want to be a firefighter because I want to put out fires.





Revision 1

Lesson Link



www.ien.edu.sa

1 Listen and circle.



1.

Yes No



2.

Yes No



3.

Yes No



4.

Yes No



5.

Yes No



6.

Yes No

2 Look and write.



Jameel is a farmer. He (1) _____ (not save) people.

He (2) _____ (have got) animals and

(3) _____ (grow) fruit and vegetables.

Afaf is a dentist. She (4) _____ (fix) people's teeth,
but she (5) _____ (not work) in a hospital.

Omar (6) _____ (fly) a plane. He's a pilot.

Saud (7) _____ (put out) fires and

(8) _____ (save) people. He's a firefighter.



1 Read about Omar's day.

My day

I always get up at 5 o'clock in the morning. I have breakfast with my family. Then, I ride my bike to school. I do my homework after school. I sometimes play basketball. I love basketball! I always have a shower and I brush my teeth before bedtime.

Omar's day

In the morning	get up, have breakfast, ride my bike to school
After school	do homework, play basketball
Before bedtime	have a shower, brush my teeth



Writing tip

All sentences start with a **CAPITAL** letter and finish with a **full stop** (.).

e.g. *I have breakfast with my family.*

Always use a **question mark** (?) at the end of a question.

e.g. *What do you do in the morning?*

We use an **exclamation mark** (!) at the end of a sentence to show strong feelings.


e.g. *I love basketball!*

Stop!

smart Time 1



wheel




boat



slow



fast



ski



helmet



fishing

1 Listen and read.

Lesson Link



www.ien.edu.sa

Different means of transport



- 1 A quad bike is a bike with four wheels. People in the KSA ride quad bikes in the desert. They usually go early in the morning because it's not very hot. The drivers wear a helmet.



- 2 A dhow is a traditional fishing boat of the Gulf. Dhows are slow but comfortable. People can have dinner on them or go on fishing trips.



- 3 People ride snowmobiles on snow. Snowmobiles haven't got wheels. They have got skis. They can go very fast. Snowmobile drivers wear a helmet. It is sometimes very cold on a snowmobile!

2 Read and tick (✓).

	quad bike	dhow	snowmobile
1. It has got wheels.			
2. You can have dinner on it.			
3. It hasn't got wheels.			
4. It's slow.			
5. Drivers have to wear a helmet.			

Phonics

walks - reads - teaches

Lesson Link



www.ien.edu.sa

1

1 Listen and say.



2 Listen and chant.



Mr Ali's day

In the morning he swims
In his swimming pool
And then,
He walks to school.

He teaches Art.
He is very smart.

On Thursday afternoon
He reads his book.
He washes his car
Then, he paints. Look!

2 Right now

Lesson Link



www.ien.edu.sa

A chant



He is playing volleyball.



They are playing tennis.



He is hitting the ball.



He is throwing the ball.



He is kicking the ball.

1 Listen and number (1-4). Then write and say.


Having fun

I am running, you are jumping.
And you're hitting the ball.
We are having fun together.
We are playing volleyball.


Jassim is running. Saud is kicking.
They're playing football in the sun.
Ali and Omar are playing tennis.
They are having lots of fun.




a 1



b



c



d

2 Read activity 1 and write T for True or F for False.

1. Jassim is kicking the ball. ☐
2. Jassim and Saud are playing football. ☐
3. Ali and Karim are playing tennis. ☐
4. Ameer is kicking the ball. ☐
5. Karim and Ameer are playing volleyball. ☐

Look!

I'm
He's
She's
It's
We're
You're
They're

playing.

I'm = I am
He's = He is
She's = She is
It's = It is
We're = We are
You're = You are
They're = They are

run → running
ride → riding

3 Look at what they are doing now and complete.



1. Saleh _____
_____ (read) a book.



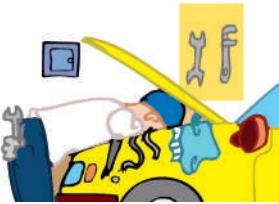
4. The boys _____
_____ (run).



2. Reema and Sarah _____
_____ (paint).



5. Afaf _____
_____ (sleep).



3. I _____
_____ (fix) my car.



6. We _____
_____ (cook) and you _____
_____ (eat).

4 Draw and say.

They're playing tennis.



2

Smart kids

Lesson Link



www.ien.edu.sa



She is making a cake.



She is cleaning.



She is doing the washing-up.



They are watering the plants.



She is making the bed.

1 Listen and read.

What are you doing, Fatima?

I'm making a cake, Reema.



Can I help?

Sure! You can do the washing-up.



What are you doing, Fatima?

I'm watering the plants.



Hey, girls. Where are you going?

We're going to the park.



Reema, let's go to the park. What are you doing?

I'm cleaning. Sorry, Fatima.



Look!

What | are you
is he
is she
are they | doing?

I'm
He's
She's
They're | making a cake.

2 Read activity 1 and choose.

- In picture 1 Fatima is making a _____.
a. sandwich
b. cake
- In picture 2 Reema _____ to help Fatima.
a. wants
b. doesn't want
- In picture 3 Fatima is _____.
a. doing the washing-up
b. watering the plants
- In picture 4 Reema is _____.
a. watering the plants
b. doing the washing-up
- In picture 5 the two girls are _____.
a. watering the plants
b. going to the park
- In picture 6 Reema is _____.
a. cleaning the kitchen
b. doing the washing-up

3 Listen and tick (✓).



1.

a ☐



b ☐



2.

a ☐



b ☐



3.

a ☐



b ☐



4.

a ☐



b ☐

4 Look at activity 3. Then ask and answer.

What is he doing?

He's doing his homework.

2

Our world

Lesson Link



www.iem.edu.sa



He is exercising.



He is playing baseball.



He is skateboarding.



They are playing table tennis.



He is doing gymnastics.



He is doing karate.

1 Listen and read.

LET'S EXERCISE!



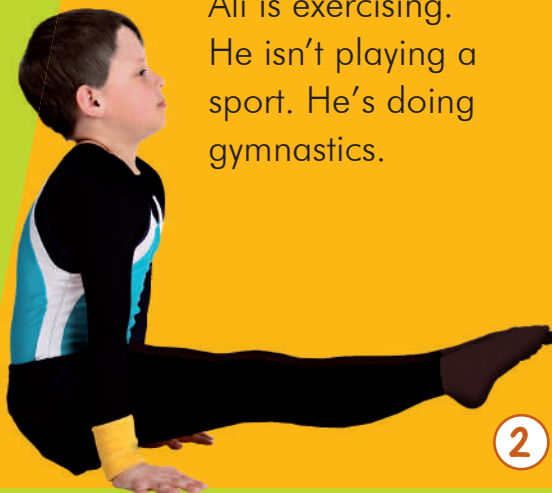
Look at Salim! He's skateboarding. Skateboarding is good exercise and fun, too!



1

Health

Ali is exercising. He isn't playing a sport. He's doing gymnastics.



2



3

Tom and Mark aren't doing gymnastics, but they're exercising, too. They're playing table tennis.



4

Jonathan loves sports. In this picture he's playing baseball. He's hitting the ball with his baseball bat.



Look!

I'm not

She isn't

They aren't

skateboarding.

I'm not = I am not

She isn't = She is not

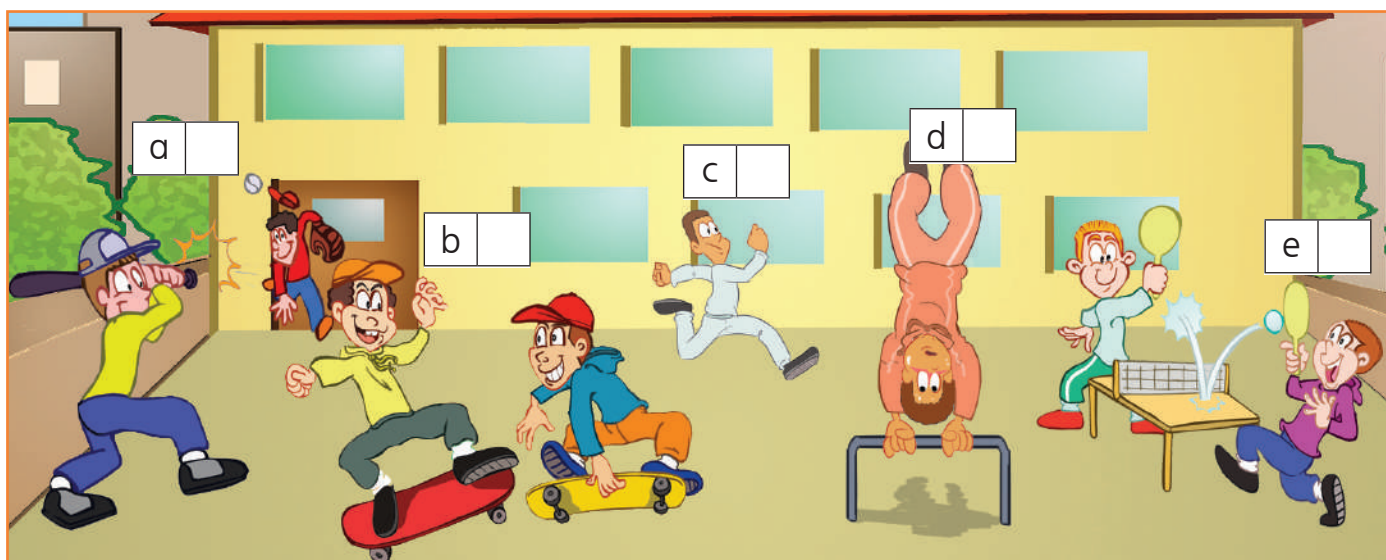
They aren't = They are not

2 Read activity 1 and circle.

1. Salim **is** / **isn't** running.
2. Salim **is** / **isn't** exercising.
3. Jonathan **is** / **isn't** kicking the ball.
4. Ali **is** / **isn't** doing gymnastics.
5. Tom and Mark **are** / **aren't** exercising.
6. Tom and Mark **are** / **aren't** playing a sport.
7. Jonathan **is** / **isn't** playing baseball.

3 Listen and number (1-5).

1. Dan and John
2. Ammar and Salim
3. Hassan
4. Saud
5. Robbie and Jim



4 Look at activity 3 and say.

Dan and John aren't skateboarding. They're playing volleyball.



2

Let's play

Lesson Link



www.ien.edu.sa


Look!

Are you playing football? Yes, I am. / No, I'm not.

Is he doing gymnastics?
 Yes, he is.
 No, he isn't.

Are they playing tennis?
 Yes, they are.
 No, they aren't.

1 Listen and read. Then play. Use the cut-outs on page 139.



Phonics

teacher - tree

Lesson Link



www.iem.edu.sa

2

1 Listen and say. 

ea



teacher



read

ee



tree



bee

2 Listen and chant. 



A big bee

This is my teacher
Under the tree.
Look! Look!
He's reading a book!

This is my teacher
Under the tree.
He's reading a book.
Oh, look, a big bee!

2

Story time

Lesson Link



www.ien.edu.sa

A FUNNY GAME OF TABLE TENNIS

1 Listen and read.

Abdullah and Hassan are playing table tennis.



Abdullah is going to get the ball. He's looking in the plants. Mr Ameer is watering his plants.



Abdullah is happy now. He has got the ball. He's running back to Hassan.



Abdullah throws the ball to Hassan. He hits it but...



Revision 2

Lesson Link



www.ien.edu.sa

1 Read and write.

1. _____
is hitting the ball.
2. _____
are playing tennis.
3. _____
isn't skateboarding, but he's
playing baseball.
4. _____
isn't playing tennis, but
he is exercising.
5. _____
aren't playing tennis, but
they're doing gymnastics.



2 Listen and tick (✓).



1. Which is Khaled?



a



b



c

2. Which is Jane?



a



b



c


3. Which is Ted?



a



b



c

Project

Lesson Link



www.ien.edu.sa

1 Make a silhouette.



1




2



3

2 Show and tell.

They're playing tennis.



A boy is doing gymnastics.



1 Listen and read. 



race

The Jeddah Marathon



Every year, over 6,000 people from all over the country go to Jeddah. Why? They run in the Jeddah Marathon. There are three races: a special needs race, a race for boys under 18 and the main race. The Jeddah Marathon is great!

The London Marathon

Every spring, in April, over 35,000 people from all over the world go to London. Why? They run in the London Marathon. People over 18 years old can run in the Marathon. There is also a Mini Marathon. It is the last three miles of the London Marathon and it is for ages 11-17.

2 Write J for Jeddah Marathon or L for London Marathon.

1. There are three races in this Marathon. ☐
2. You must be over 18 to run in this Marathon. ☐
3. There is a marathon for ages 11-17. ☐
4. There is a race only for boys under 18. ☐

Lesson Link



www.ien.edu.sa

Phonics

play, rain - rice, pie

Lesson Link




www.iem.edu.sa

2

1 Listen and say.

ay, ai



play



rain

i, ie




rice



pie

2 Listen and chant.



On the train

We are on the train
Look at the rain
Look at the rain!

I want to go home
And make two pies
One with dates
And one with rice!

I want to go home
And play with my sister, Fay
Play, play all day!

3 My new house

Lesson Link



www.ien.edu.sa

A chant



door



floor

upstairs



downstairs



behind



in front of

- 1 Look and listen. Match the toys, the doll, the clothes, and Rex to the correct room. Then say.

Fatima's new house



Come with me to my new house
My new house, my new house,
Come with me to my new house,
I'm upstairs and you're downstairs.

My doll is in the kitchen.
Rex is behind the door.
The toys are in front of the wardrobe.
My clothes are on the bedroom floor.

- 2 Look at activity 1 and play.

Where's the cat?

It's behind
the door.

Look!

Where's the ball?



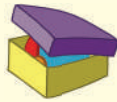
It's **behind** the door.



It's **in front of** the wardrobe.



It's **on** the bed.



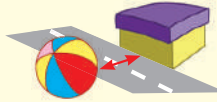
It's **in** the box.



It's **under** the bed.



It's **between** the box and the doll.




It's **opposite** the box.



It's **next to** the doll.

3 Look and complete.

on
in
under
opposite
behind
between
in front of
upstairs
downstairs
next to



1. The bedroom is _____ and the kitchen is _____.
2. The doll is _____ the bed.
3. The books are _____ the wardrobe.
4. The cat is _____ the box.
5. The bag is _____ the table.
6. The car is _____ the bag.
7. The bed is _____ the door.
8. The sofa is _____ the chair and the table.
9. The ball is _____ the box.

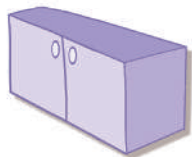
3

Smart kids

Lesson Link



www.ien.edu.sa



cupboard



armchair



bookcase



fridge



hall

1 Listen and read.



Mum, where are my trainers?

They're in the hall. In the box, next to the door.



Mum, these aren't my trainers. They're Karim's.


Mum, whose socks are these?

They're mine.



Whose thobe is this, Mum?

It's yours, Ahmed.



Where's my thobe, Mum?

It's on the armchair, in the living room.



Oh, dear!

That's our father's. It isn't yours, Karim.



Look!

Whose coat is this?

It's mine.

Whose trainers are these?

They're Ahmed's. They're his.

my - mine

your - yours

his - his

her - hers

2 Read activity 1 and correct the sentences.



1. This is Karim's shirt. (picture 1)

It isn't his. It's Ahmed's.



2. These are Ahmed's trainers. (picture 2)



3. These are Karim's socks. (picture 2)



4. This is Karim's thobe. (picture 5)

3 Listen and match. 



Saud



Hassan



4 Look at activity 3. Then ask and answer. 

Whose shirt is this?

It's Hassan's.



garden



slippers



cushion




dining room



paper



mat



wall

1 Listen and read.



The traditional Japanese house



This is a traditional Japanese house with a garden.



People never wear shoes in Japanese houses. They wear slippers.



There are a lot of paper doors in a Japanese house. There is one big room with mats on the floor and a low table. People sit on cushions. This room is the living room and the dining room, too!



At night, this room is the bedroom. They make beds on the mats.



Look!

There **is** one big room.
There **are** a lot of paper doors.

Is there a garden? **Yes, there is.** / **No, there isn't.**
Are there cushions? **Yes, there are.** / **No, there aren't.**
There **isn't** a garden.
There **aren't** cushions.

2 Read activity 1 and answer the questions about the traditional Japanese house.

- What do people wear inside?
 - shoes
 - slippers
- How many big rooms are there?
 - one
 - two
- Where do people sit?
 - on cushions
 - on chairs
- Where do people sleep?
 - on the table
 - on mats

3 Listen and number (1-3).



a



b



c

4 Play.

Is there a table?

Are there chairs?

Yes, there is.

No, there aren't.
There are cushions.



3

Let's play

Lesson Link



www.ien.edu.sa



clock



mirror



radio



painting


Look!

There is **a** garden in front of the house.

There is **an** armchair next to the sofa.

The lamp is behind the sofa.

1 Listen and read. Then play. Use the cut-outs on page 141. 



Where's the book?

It's in the
bedroom. It's in
front of the bed.

Phonics

boat - yellow

Lesson Link



www.iem.edu.sa

3

1 Listen and say. 

oa



boat



goat

ow



yellow



window

2 Listen and chant. 



Out the window

Look out the window.
Look out the window.
What can you see?

A white goat
With a blue coat
Is in a yellow boat.
Look at the goat!



1 Listen and read.

The rabbit

It's Friday night. Emily, Kelly and Afaf are at Kelly's house. Kelly's mother is upstairs watching TV and the children are in the living room. They're eating dates, crisps and sweets and they are playing board games.



Emily looks under the armchair.



Afaf looks behind the bookcase.



The children are making sandwiches in the kitchen.

Where's the cheese?

It's in the fridge.



They hear a noise...

What's that? It's in the living room! The rabbit!

Let's go!



The children run to the living room, but there is no rabbit there. Kelly's mother is in the living room.

Look at this mess!
There are toys on
the floor!

Sorry, Mum! Let's
clean it up, girls!




Revision 3

Lesson Link



www.iem.edu.sa

1 Listen and draw a line.



2 Read and write.

mine yours his hers



1. This is for you.
It's _____.



2. These are Sarah's books.
They're _____.



3. That's Tim's rabbit.
It's _____.



4. This is my doll.
It's _____.



1 Read the text. What is it about?

My house



I live in a big house. The kitchen, the living room and the bathroom are downstairs. There are three bedrooms upstairs. My favourite room is my bedroom. It has got white walls. There are three flowers on the wall. There's a big, yellow lamp on my desk. There's a big window next to my bed. I love my bedroom!



Writing tip

Adjectives go **before** nouns.

Order of adjectives:

size + colour + noun e.g. *There's a **big, yellow lamp** on my desk.*

smart Time 3

Lesson Link



www.ien.edu.sa



office



palace



swimming pool

1 Listen and read.



Al-Murabba Palace is in the Kingdom of Saudi Arabia. It's very big, with two floors. Upstairs, there is King Abdul-Aziz's office. Al-Murabba Palace is open from 9am to 12pm and 2pm to 9pm from Sunday to Friday.

Buckingham Palace is the Queen's home in London, England. The palace is very big with five floors. There are 600 rooms, 78 bathrooms and a swimming pool. Every year in August and September people can visit some rooms in the palace. They are open from 9:30 to 16:30.



2 Read and write A for Al-Murabba Palace or B for Buckingham Palace.

1. There are five floors. ☐
2. The King's office is upstairs. ☐
3. It's open six days a week. ☐
4. It's open only in August and September. ☐

Phonics

house - cow

Lesson Link



www.iem.edu.sa


3

1 Listen and say. 

ou



house



shout

ow



cow



sit down

2 Listen and chant. 



Come in the house

Every morning
The boys go out.
They feed the brown cow.
They play and shout.
They play and shout.

Come in the house, boys.
And play with your toys.
Boys, sit down.
Don't go out and don't shout!

4

Food, please!

Lesson Link



www.iem.edu.sa


A chant



onions



lettuce



butter



biscuits



sugar



flour

1 Listen and match. Then say.

I'm hungry

I'm hungry. I'm hungry.
What can we make?

There's some flour in the cupboard.
There's some chocolate
And some sugar.
Let's make some biscuits!

There's some lettuce on the table.
There are some tomatoes
And some onions.
Let's make some salad!



2 Look at activity 1. Point and say.

There's some milk
in the fridge.

There are some
carrots on the table.

Look!

There's some milk.



There are some dates.



3 Which of the items are countable and which uncountable? Look and write.

countable	uncountable
bananas	cheese

Items shown: Butter, Tomatoes, Sugar, Flour, Dates, Bananas, Cheese, Cookies, Onions, Milk.

4 Choose a basket and play.

There is a banana.
There is some sugar.
There are two apples...

It's...



a.



b.




c.



omelette



peas



pancake



pineapple




peppers



dessert

1 Listen and read.



Look!

Is there **any** cheese? Yes, there is. / No, there isn't.

Are there **any** peppers? Yes, there are. / No, there aren't.

2 What do the children have in their omelettes? Write **R** for Reema and **F** for Fatima.



1



2



3



4



5

3 Listen and tick (✓).




1.

Yes ☐
No ☐



2.

Yes ☐
No ☐



3.

Yes ☐
No ☐



4.

Yes ☐
No ☐



5.

Yes ☐
No ☐



6.

Yes ☐
No ☐

4 Choose and tick (✓) what you want in your omelette. Then ask and answer.

cheese

☐

tomatoes

☐

onions

☐

potatoes

☐

chicken

☐

peppers

☐

milk

☐

☐

☐

Is there any cheese
in your omelette?

Yes, there is.



water



exercise



a glass of milk

- 1 How healthy are you? Listen, read and circle.
Then go to page 75.



HEALTH QUIZ

Do the quiz. Are you healthy?

- 1 How many meals do you eat every day?

- a. 1 meal
- b. 3 meals
- c. 2 meals



- 2 Do you eat vegetables with your lunch?

- a. sometimes
- b. never
- c. always



- 3 How much water do you drink every day?

- a. over 5 glasses
- b. 2-3 glasses
- c. 1-2 glasses



- 4 How many sweets do you eat every week?

- a. over 7
- b. 2-3
- c. 0-2



- 5 Do you exercise?

- a. Yes, every day.
- b. sometimes
- c. never



- 6 How many hours do you sleep?

- a. 5-6 hours
- b. 6-7 hours
- c. 8-10 hours



- 2 Look at activity 1. Then talk to your friend.



How many meals do you eat every day?

Three meals.





meal



hour

Look!

How **many** meals do you eat every day?

How **much** water do you drink every day?

3 Listen and choose.

1. How much milk does Sahar drink every day?
a. one glass b. two glasses c. three glasses
2. How many oranges does Sahar eat every day?
a. two b. three c. five
3. How many hours does Sahar exercise every week?
a. four b. ten c. fifteen
4. How many hours does Sahar sleep every night?
a. ten b. nine c. eight

4 Are your friends healthy? Ask and answer.

How much How many	milk lemonade dates sweets water hours	do you	eat drink sleep exercise	every day?
----------------------	---	--------	-----------------------------------	------------

How much milk do
you drink every day?

I drink two glasses
of milk every day.

4

Let's play

Lesson Link



www.iem.edu.sa



hummus



lemonade



watermelon

Look!

What would you like to drink?

I'd like some water, please.

Would you like some dessert?

Yes, please.

No, thanks.

I'd like = I would like

1 Listen and read. Then play. Use the cut-outs on page 143.

Hello, what would you like?

I'd like an omelette, please.

I'd like hummus with bread, please.

What would you like to drink?

Some water, please.

Would you like some dessert?

No, thanks.

Some lemonade for me.

Some watermelon for dessert, please.

OK. Thank you.

Phonics

pillow - town

Lesson Link



www.iem.edu.sa

4

1 Listen and say. 

OW



pillow



throw

OW



town



cow

2 Listen and chant. 



In the town of Small Bay

In the town of Small Bay
It's a sunny day.
A cow is near the tree
What does it see?

In the town of Small Bay
Two boys are playing
They're throwing pillows
Out of the windows

Every day they play, play, play
In the town of Small Bay.



The cooking competition

1 Listen and read.

It's Wednesday afternoon and Reema and Sahar are in class. Every month they have a cooking competition.

I'm making vegetable soup, Mrs Al Saleh.

Are there any carrots in your vegetable soup, Reema?

Yes, of course.




1

Sahar isn't very good at cooking. She doesn't like it very much.

Sahar, you've got some meat, some tomatoes and a pineapple. What are you making?

Umm... It's a surprise.



2

This month Reema wins the cooking competition. Sahar is sad. Her food is always bad.

Congratulations, Reema. Your vegetable soup is delicious.

Thanks, Mrs Al Saleh.



3

That evening at home Sahar tells her mother about the competition.

Sahar, let's cook together.

OK, Mum.



4

For one month, Sahar and her mum cook and cook and cook.



Today is the cooking competition.

Sahar, you've got some flour, some butter, some sugar, some milk, some dates and some eggs. What are you making?



Mrs Al Saleh is tasting the food. Afaf's chocolate pancakes are very good. And Reema's chocolate biscuits are great, too. And now it's Sahar's turn.

Would you like some date cake, Mrs Al Saleh?

Yes, please. Mmm... This is delicious.



Great job, Sahar. You're the winner.



Revision 4

Lesson Link




www.iem.edu.sa

1 Listen and tick (✓).

1. What's on Saud's pizza?



a



b

2. What's in Afaf's sandwich?



a



b

2 Match.

- | | |
|----------------------------------|----------------------------------|
| 1. What would you like to eat? | a. Ten. |
| 2. What would you like to drink? | b. I'd like an omelette, please. |
| 3. Would you like some dessert? | c. I'd like some water, please. |
| 4. How many peppers are there? | d. A glass. |
| 5. How much milk is there? | e. No, thanks. |

3 Draw some food in the fridge. Then ask and answer.

Is there any cheese in your fridge?



Yes, there is.



4 Look at activity 3 and write sentences about the food in your fridge. Use a / an / some / any.

- There is _____ in my fridge.
- There isn't _____ in my fridge.
- There are _____.
- There aren't _____.

Project

Lesson Link



www.ien.edu.sa

1 Read about Ameer's favourite food. 



My favourite food



I love pizza. It's my favourite food. There isn't any cheese or tomato on my pizza. There aren't any onions or peppers. There is some chocolate, some ice cream, and some pineapple. There are some chocolate biscuits, too. It's delicious!

Writing tip

We use **too** to add something else to what we have said.

Too usually goes at the end of a sentence.

There is some ice cream and some pineapple. There are some biscuits, **too**.

smart Time 4

Lesson Link



www.ien.edu.sa



cinnamon



cardamom



noodles



spinach



meat pie

1 Listen and read.

Food all over the world



Salig comes from the KSA. It's meat with rice and milk. There are some peppers and onions in it. There's some cinnamon and cardamom, too. It's delicious!

Fatayer comes from the Middle East. It's meat pie with spinach. Sometimes there's cheese in it, too.



Noodles come from China. You can eat noodles with meat and vegetables. You can eat them in soup, too. They're yummy!



2 Where does it come from? Read activity 1 and write.



Phonics

where - hair - pear

Lesson Link



www.iem.edu.sa

4

1 Listen and say.

Where is the zoo?

ere

It's over there.

where

there



air



hair



chair

ear



pear



bear

2 Listen and chant.



The bear

Look over there!
Look over there!
It's a big brown bear
A big brown bear!

Where? Where?
It's over there!
A big brown bear
Is sitting on a chair
And it's eating
A big green pear.



Picture Dictionary

Appearance



blond(e) hair



straight hair



curly hair

Actions



do karate



paint



fly a helicopter



grow fruit and vegetables



take pictures



put out fires



save people



fix teeth

Everyday activities



do my homework



brush my teeth



have a shower



get dressed



pray



take a taxi



walk



take the bus



drive



take the train

Jobs



photographer



firefighter




lifeguard



dentist

Sports



play baseball



play volleyball



hit the ball



do gymnastics



kick the ball



throw the ball



skateboard



exercise

Housework



make a cake



clean



do the washing-up



water the plants



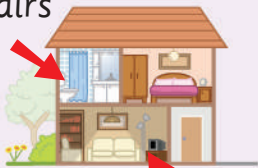
make the bed



Picture Dictionary

Home

upstairs



downstairs



door



floor



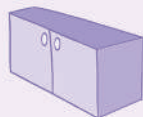
cushion



armchair



bookcase



cupboard



fridge



hall



dining room



pillow



office



paper



garden



clock



mirror




radio



painting



mat



wall



phone




window



house

Food and drinks



butter



onions



lettuce



biscuits



sugar



flour



omelette



peas



pancake



pineapple



noodles



peppers




a glass of milk



hummus



meat pie



pear



water



lemonade



dessert



watermelon



spinach



cinnamon



cardamom



Picture Dictionary

Various



teach



wash



laugh



tough



shells



town



cow



slippers



tree



bee



boat



goat



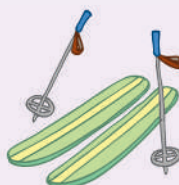
wheel



slow



fast



ski



swimming pool



helmet



fishing



palace

Grammar reference

Hello

The verb 'to be'					
Affirmative		Negative		Questions	Short answers
Full forms	Short forms	Full forms	Short forms		
I am	I'm	I am not	I'm not	Am I?	Yes, you are. / No, you aren't.
You are	You're	You are not	You aren't	Are you?	Yes, I am. No, I'm not.
He is	He's	He is not	He isn't	Is he?	Yes, he is. / No, he isn't.
She is	She's	She is not	She isn't	Is she?	Yes, she is. / No, she isn't.
It is	It's	It is not	It isn't	Is it?	Yes, it is. / No, it isn't.
We are	We're	We are not	We aren't	Are we?	Yes, you are. / No, you aren't.
You are	You're	You are not	You aren't	Are you?	Yes, we are. / No, we aren't.
They are	They're	They are not	They aren't	Are they?	Yes, they are. / No, they aren't.

The verb 'have got'					
Affirmative		Negative		Questions	Short answers
Full forms	Short forms	Full forms	Short forms		
I have got	I've got	I have not got	I haven't got	Have I got?	Yes, you have. / No, you haven't.
You have got	You've got	You have not got	You haven't got	Have you got?	Yes, I have. / No, I haven't.
He has got	He's got	He has not got	He hasn't got	Has he got?	Yes, he has. / No, he hasn't.
She has got	She's got	She has not got	She hasn't got	Has she got?	Yes, she has. / No, she hasn't.
It has got	It's got	It has not got	It hasn't got	Has it got?	Yes, it has. / No, it hasn't.
We have got	We've got	We have not got	We haven't got	Have we got?	Yes, you have. / No, you haven't.
You have got	You've got	You have not got	You haven't got	Have you got?	Yes, we have. / No, we haven't.
They have got	They've got	They have not got	They haven't got	Have they got?	Yes, they have. / No, they haven't.

We use **have got** to express possession, e.g. *I have got ten shells.*

Subject Personal pronouns

I / you / he / she / it / we / you / they

Possessive adjectives

my / your / his / her / its / our / your / their

- **Subject personal pronouns** are used as subjects and go before the verb.
Look at that girl. She's beautiful!
- **Possessive adjectives** always go before nouns and do not take articles before them.
Her hat is green.

The verb 'can'				
Affirmative	Negative		Questions	Short Answers
	Full forms	Short forms		
I can run.	I cannot run.	I can't run.	Can I run?	Yes, you can. / No, you can't.
You can run.	You cannot run.	You can't run.	Can you run?	Yes, I can. / No, I can't.
He can run.	He cannot run.	He can't run.	Can he run?	Yes, he can. / No, he can't.
She can run.	She cannot run.	She can't run.	Can she run?	Yes, she can. / No, she can't.
It can run.	It cannot run.	It can't run.	Can it run?	Yes, it can. / No, it can't.
We can run.	We cannot run.	We can't run.	Can we run?	Yes, you can. / No, you can't.
You can run.	You cannot run.	You can't run.	Can you run?	Yes, we can. / No, we can't.
They can run.	They cannot run.	They can't run.	Can they run?	Yes, they can. / No, they can't.

We use **can** to express ability, e.g. *I can swim.*

We use **can't** to express lack of ability, e.g. *I can't paint.*

1 Every day

Present Simple		
Affirmative	Negative	
	Full forms	Short forms
I play.	I do not play.	I don't play.
You play.	You do not play.	You don't play.
He plays.	He does not play.	He doesn't play.
She plays.	She does not play.	She doesn't play.
It plays.	It does not play.	It doesn't play.
We play.	We do not play.	We don't play.
You play.	You do not play.	You don't play.
They play.	They do not play.	They don't play.

Present Simple	
Questions	Short Answers
Do I play?	Yes, you do. / No, you don't.
Do you play?	Yes, I do. / No, I don't.
Does he / she / it play?	Yes, he / she / it does. / No, he / she / it doesn't.
Do we play?	Yes, you do. / No, you don't.
Do you play?	Yes, we do. / No, we don't.
Do they play?	Yes, they do. / No, they don't.

Present Simple (days, months and seasons)

On + day	e.g. I have karate on Monday.
In + month	e.g. I have a volleyball match in May.
In + the season	e.g. I go swimming in the summer.

Remember: study → stud**ies** wash → wash**es** watch → watch**es** go → go**es**

Time Expressions

on Monday / Tuesday, etc.
in the morning / afternoon / evening, etc.

every day / Monday, etc.
at the weekend / at 8:00, etc.

always
I **always** brush my teeth
in the morning.

sometimes
She **sometimes** goes to
bed at 10:00.

never
They **never** get up at 7:00
on Fridays.

We use the **Present Simple** for habits and actions that happen regularly, e.g. *Omar plays football on Thursdays.*

2 Right now

Present Progressive			
Affirmative		Negative	
Full forms	Short forms	Full forms	Short forms
I am playing.	I'm playing.	I am not playing.	I'm not playing.
You are playing.	You're playing.	You are not playing.	You aren't playing.
He is playing.	He's playing.	He is not playing.	He isn't playing.
She is playing.	She's playing.	She is not playing.	She isn't playing.
It is playing.	It's playing.	It is not playing.	It isn't playing.
We are playing.	We're playing.	We are not playing.	We aren't playing.
You are playing.	You're playing.	You are not playing.	You aren't playing.
They are playing.	They're playing.	They are not playing.	They aren't playing.

Present Progressive	
Questions	Short Answers
Am I playing?	Yes, you are. / No, you aren't.
Are you playing?	Yes, I am. / No, I'm not.
Is he playing?	Yes, he is. / No, he isn't.
Is she playing?	Yes, she is. / No, she isn't.
Is it playing?	Yes, it is. / No, it isn't.
Are we playing?	Yes, you are. / No, you aren't.
Are you playing?	Yes, we are. / No, we aren't.
Are they playing?	Yes, they are. / No, they aren't.

ride → riding swim → swimming

We use the **Present Progressive** for actions that are happening **now**, at the moment of speaking.
e.g. *I'm playing basketball now.*

3 My new house

Where's / are...? Prepositions of Place

Where's the rabbit? It's **behind** the door.
Where are the bags? They're **in front of** the bookcase.
Where are the bedrooms? They're **downstairs**.

Possessive Case

Whose hat **is this**? → **It's** Penny's (hat). Penny's hat is blue.
Whose trainers **are these**? → **They're** John's (trainers). John's trainers are green.

Subject Personal pronouns	Possessive adjectives	Possessive pronouns
I	my	mine
you	your	yours
he	his	his
she	her	hers
it	its	-
we	our	ours
you	your	yours
they	their	theirs

- **Subject personal pronouns** are used as subjects and go before the verb.
Look at that girl. She's beautiful!
- **Possessive adjectives** always go before nouns and do not take articles before them.
Her hat is green.
- **Possessive pronouns** replace possessive adjectives + noun, so they are never followed by nouns. They can be used as short answers to questions starting with **whose**.
Your bag is brown, but mine is black.
That cat is hers.
Whose ball is this? It's Bill's. It's his.

A / An - The

- We use **a/an** when we refer to non-specific nouns.
*There is **a** mosque in my town. There is **an** apple in my bag.*
- We use **the** when we refer to specific nouns.
*The school is between **the** library and **the** toy shop.*

4 Food, please!

a / an / some



a date



some dates



a biscuit



some biscuits



an onion



some onions



some flour



some milk

We use **a/an** with singular countable nouns, e.g. *a tomato, an onion*.

We use **some** with plural countable nouns, e.g. *some apples*.

We use **some** with uncountable nouns, e.g. *some water*.

COUNTABLE NOUNS	UNCOUNTABLE NOUNS
pepper	sugar
tomato	flour
banana	milk
date	water
biscuit	butter
sandwich	soup
onion, etc.	cheese, etc.

some / any

We use **some** and **any** with plural countable nouns and with uncountable nouns.

We use **some** in affirmative sentences. We use **any** in questions and negative sentences.

There are **some** eggs in the cake.

Are there **any** eggs in the cake?

There aren't **any** eggs in the cake.

There is **some** milk in the cake.

Is there **any** milk in the cake?

There isn't **any** milk in the cake.

We use **some** in questions when offering or requesting something that is there.

Would you like **some** milk?

Can I have **some** water, please?

Let's

We use **Let's** + the base form of the verb to suggest something.

Let's make a sandwich.



How much? / How many?


We use **How much** with uncountable nouns.

We use **How many** with plural countable nouns.

In order to count uncountable things like water / milk, etc, we use containers such as *a glass of*.

How much milk is there on the table? **Two glasses of milk**.

How many peppers are there on the table? Five.



Would like

- What **would** you like to eat?
- I'd like an omelette, please.

- What **would** you like to drink?
- I'd like some lemonade, please.

- **Would** you like some dessert?
- Yes, please. / No, thanks.

I'd like = I would like



• **Answers for Module 4 Our world - quiz**

4 Our world

water exercise a glass of milk

1 How healthy are you? Listen, read and circle. Then go to page 75.

Health QUIZ

Do the quiz. Are you healthy?

1 How many meals do you eat every day?
a. 1 meal
b. 3 meals
c. 2 meals

2 Do you eat vegetables with your lunch?
a. sometimes
b. never
c. always

3 How much water do you drink every day?
a. over 5 glasses
b. 2-3 glasses
c. 1-2 glasses

4 How many sweets do you eat every week?
a. over 7
b. 2-3
c. 0-2

5 Do you exercise?
a. Yes, every day.
b. sometimes
c. never

6 How many hours do you sleep?
a. 5-6 hours
b. 6-7 hours
c. 8-10 hours

2 Look at activity 1. Then talk to your friend.

How many meals do you eat every day? Three meals.

meal hour

3 Listen and choose.

1. How much milk does Sah
a. one glass b. two
2. How many oranges does
a. two b. three
3. How many hours does
a. four b. ten
4. How many hours does
a. ten b. ...

4 Are your friends healthy?

How much
How many

How much milk
you drink every day

Score:

- | | | |
|---------|------|------|
| 1. a. 0 | b. 2 | c. 1 |
| 2. a. 1 | b. 0 | c. 2 |
| 3. a. 2 | b. 1 | c. 0 |
| 4. a. 0 | b. 1 | c. 2 |
| 5. a. 2 | b. 1 | c. 0 |
| 6. a. 0 | b. 1 | c. 2 |

Not healthy 0-4

Eat right and exercise.

Health friendly 5-8

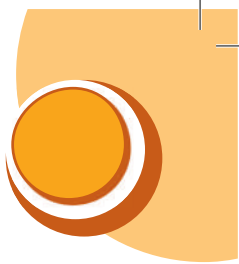
You're healthy, but you can do more.

Healthy and fit 9-12

You're very healthy.



12/1/2015 2:08:31 ì



Lined area for notes, consisting of multiple horizontal lines.



12/1/2015 2:08:32 ìì



Lined area for notes, consisting of multiple horizontal lines.

الحد الأدنى	By the end of grade six students will be able to:	الفترة Session				الرمز Code
		الأولى 1 st	الثانية 2 nd	الثالثة 3 rd	الرابعة 4 th	
x	Recognise and produce the consonant sound /f/: (ph /f/ as in "photo", gh /f/ as in "laugh").	√				1/7/6
x	Recognise and differentiate between the endings of third person singular Present Simple: (/s/ as in "walks", /z/ as in "reads", /ɪz/ as in "teaches").	√				2/7/6
x	Recognise and produce long vowels: ea /i:/ as in "teacher", ee /i:/ as in "tree", /aɪ/ as in "rice", /aɪ/ as in "pie", /eɪ/ as in "play", /eɪ/ as in "train").	√				3/7/6
x	Recognise and produce some English digraphs (oa /əʊ/ as in "goat" and ow /əʊ/ as in "yellow", ou /aʊ/ as in "mouth" and ow /aʊ/ as in "brown" ow /əʊ/ as in "window" and ow /aʊ/ as in "town", /eə/ ere as in "where", air as in "hair" and ear as in "wear").		√			4/7/6
x	Recognise and produce some English digraphs (/ɔɪ/ as in "oil" and "toy").			√		5/7/6
x	Recognise and produce long vowels and the schwa sound: (/ɑ:/ as in "car", /ɔ:/ as in "forty", /ə/ as in "brother").			√		6/7/6
x	Recognise and produce long vowels: (/ju:/ as in "huge" and as in "barbecue", /ɜ:/ as in "purse" and as in "bird").			√		7/7/6
	Recognise and produce consonant endings: (/nk/ as in "bank", /ɪŋ/ as in "spring", /k/ as in "clock", /nd/ as in "sand", /nt/ as in "tent").				√	8/7/6
	Recognise and produce the consonant blend: (/sk/ as in "skate, scarf and square").				√	9/7/6
x	Recognise the silent gh as in "night" and the silent k as in "knee".				√	10/7/6
x	Ask questions using What, Who, Where, Why, Whose.	√	√			11/7/6
x	Identify countable and uncountable nouns (some - any) and ask and answer about quantity using <i>How much</i> and <i>How many</i> .		√			12/7/6
x	Identify and talk about family and friends using the verb <i>to be</i> (Affirmative, Negative, Questions, Short Answers), the verb <i>to have</i> and possessive adjectives, <i>can/can't</i> .	√				13/7/6
x	Tell the time (o' clock, half past, a quarter to, a quarter past).			√		14/7/6
x	Talk about everyday activities using the Present Simple (Affirmative – Questions – Short answers – Negative) and adverbs of frequency (always, sometimes, never).	√				15/7/6
x	Talk about occupations.	√				16/7/6
x	Talk about activities happening at the moment of speaking using the Present Progressive (Affirmative – Negative – Questions – Short answers).	√				17/7/6
x	Talk about sports and household chores.	√				18/7/6
x	Describe location (on, in, under, next to, between, opposite, in front of, behind).		√			19/7/6
x	Talk about possession using possessive pronouns (mine, yours, his, hers), <i>Whose</i> and the Possessive Case ('s).		√			20/7/6
x	Talk about different items in a house using <i>There is / There are</i> .		√			21/7/6
x	Identify and talk about food.		√			22/7/6
	Order at a restaurant using <i>I'd like</i> .		√			23/7/6
	Give directions.			√		24/7/6
x	Talk about rules using the imperative.			√		25/7/6
	Use subject and object personal pronouns (I, you, he, etc. / me, you, him, etc.).			√		26/7/6
x	Identify places in a town using the Past Simple of the verb <i>to be</i> .			√		27/7/6
x	Talk about the different times of the day (in the afternoon, in the evening).			√		28/7/6
	Use prepositions of time (in, on, before, at, after).	√				29/7/6
x	Talk about the past and describe past experiences using the Past Simple of the verb <i>to be</i> and <i>There was / There were / There wasn't / There weren't</i> .			√		30/7/6
	Talk about past activities and events (Past Simple of regular and irregular verbs).				√	31/7/6
	Make comparisons, e.g. people, animals, using the comparative and superlative form.				√	32/7/6
	Talk about future plans using <i>going to</i> .				√	33/7/6
	Use conjunctions (because, and, but).				√	34/7/6
	Use intensifiers (so, very).			√		35/7/6
x	Follow a simple text while listening to the audio recording.	√	√	√	√	36/7/6
	Understand the main idea and/or basic information in short monologues or dialogues.	√	√	√	√	37/7/6
x	Read and count cardinal numbers to 1000.			√		38/7/6
x	Read and comprehend simple sentences and simple texts.	√	√	√	√	39/7/6
x	Read simple illustrated stories.	√	√	√	√	40/7/6
x	Recognise basic rules of punctuation.	√				41/7/6
	Understand the main idea and specific information in short simple texts.	√	√	√	√	42/7/6
	Associate verbal with visual information.		√	√	√	43/7/6
x	Apply basic rules of punctuation (e.g. use capital letters, full stops, question marks, exclamation marks).	√				44/7/6
x	Write short simple words/phrases to complete a paragraph.	√		√	√	45/7/6
x	Write simple sentences to convey personal information.	√	√	√	√	46/7/6
x	Write short answers to simple questions.	√	√	√	√	47/7/6
x	Use the definite and indefinite article (a/an/the).		√			48/7/6
	Link ideas with <i>and</i> , <i>then</i> .				√	49/7/6

Workbook



1 Every day

Name _____

Class _____

A chant

1 Look and write.

have a shower brush teeth do homework
have dinner get dressed ~~go to bed~~

1.  Hasna always goes to bed at nine o'clock.

2. Afaf and Janet sometimes _____ at eight o'clock.



3.  Rick _____ his _____ after school.

4. Ameer _____ in the morning.




5.  Mary and Afaf _____ at five o'clock.

6. Saleh _____ his _____ at nine o'clock every night.



2 Look and write.

always sometimes never



Hassan (1) _____ gets up at five o'clock.

He (2) _____ brushes his teeth and he (3) _____

prays in the morning. He (4) _____ eats cereal for breakfast.

3 Read and complete.

on in at after before

1. Sahar always does her homework _____ school.

2. The children sometimes go to the park _____ Fridays.

3. Abdullah never gets up _____ seven o'clock on Thursday morning.

4. Aisha always has a shower _____ bedtime.

5. The children brush their teeth _____ the morning and _____ night.

Name	
Class	

1 Follow the path and answer.



Salim



Mike

Ali



Saleh



Khaled

Tom



1. Does Salim drive to work?

2. Do Mike and Ali ride their bikes to school?

3. Does Saleh take the bus to school?

4. Do Khaled and Tom walk to work?

2 Read and write. Then look and answer.

1. Does Jim take
(take) the bus to work?

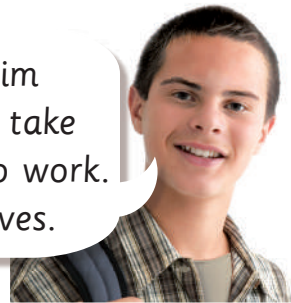
2. _____ Afaf and Helen
_____ (ride) their bikes
to the park?

3. _____ Reema _____
(walk) to school?


4. _____ Ammar _____
(take) the train to work?

5. _____ Tom and Stan
_____ (drive) to the pet
shop?


No. Jim
doesn't take
the bus to work.
He drives.



1.



2.



3.



4.



5.

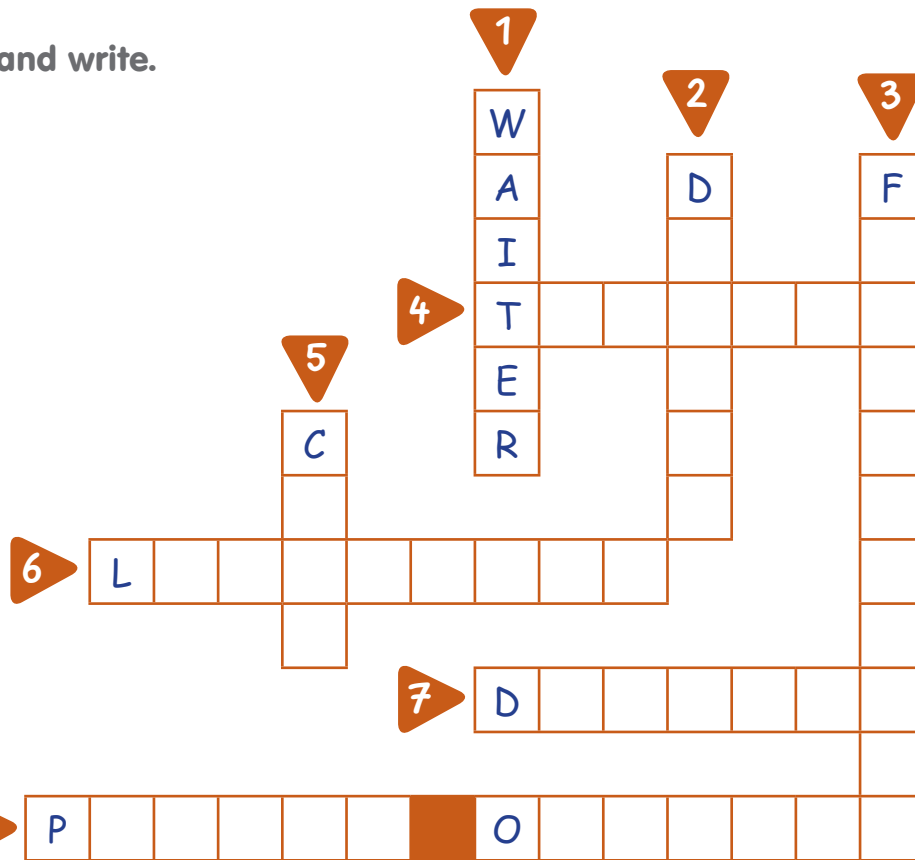
1

Our world

Name

Class

1 Read and write.



Down

1. He works in a restaurant.
2. He works in a hospital.
3. He puts out fires.
5. He cooks in a restaurant.

Across

4. She works in a school.
6. He saves people.
7. She fixes teeth.
8. He works in a police station.

2 Listen and tick (✓).



1.

a ☐



b ☐



2.

a ☐




b ☐



3.

a ☐



b ☐



4.

a ☐



b ☐

Name	
Class	

Let's play

1

1 Listen and number (1-5).



a



b



c



d

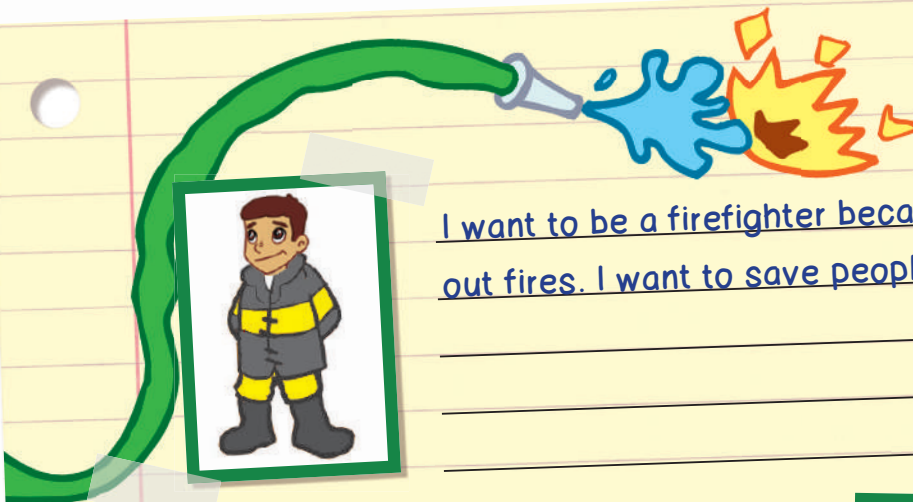


e


2 Read and match.

- | | |
|--|---|
| 1. Why do you want to be a pilot? | a. Because I want to take pictures. |
| 2. Why do you want to be a farmer? | b. Because I want to fly a plane. |
| 3. Why do you want to be a photographer? | c. Because I want to put out fires. |
| 4. Why do you want to be a mechanic? | d. Because I want to grow fruit and vegetables. |
| 5. Why do you want to be a firefighter? | e. Because I want to fix cars. |

3 What do you want to be when you grow up and why?
Read about Ahmed, then draw and write about yourself.



I want to be a firefighter because I want to put
out fires. I want to save people and animals.




Phonics


phone - laugh



1 Listen, say and circle the word that doesn't belong.

1.  elephant  phone  laugh
2.  laugh  phone  tough
3.  tough  elephant  phone
4.  laugh  elephant  tough

2 Look and match. Then write.



ph

gh

Name	
Class	

1

3 Listen, say and write the missing letters. 

gh ph



tou gh



____ one



____ oto



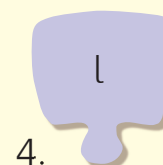
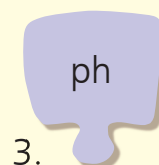
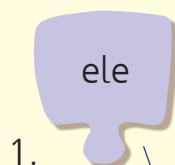
lau ____



ele ____ ant



4 Look and match.



1

Story time

Name _____

Class _____

1 Read the story again in the Student's Book on pages 16 and 17 and match.




- a. saves people.
- b. cooks all day.
- c. fixes people's teeth.
- d. drives to work.
- e. gets up at five o'clock.
- f. works in his restaurant.

2 Read the story again in the Student's Book on pages 16 and 17 and write.

a taxi six o'clock a cat at work

1. Salim's father takes the train at _____ every morning.
2. Adel's father sometimes has dinner _____.
3. Saud's father takes _____ to work.
4. Dexter wants to be _____.



3 Do you like the story? Choose and colour.




Name	
Class	



Revision 1

1 Look, read and write.

1.   Lisa always brushes (brush) her teeth at night.

-  2. They _____ (do) their homework after school.



3.   Sami _____ (get up) at five o'clock in the morning.

-  4. Hassan and I _____ (play) football on Thursdays.



2 Read and write. Then match.

- | | |
|---|---------------------|
| 1. <u>Do</u> you <u>walk</u> (walk) to school? | a. Yes, we do. |
| 2. _____ Ameen and Saleh _____ (drive) to work? | b. No, she doesn't. |
| 3. _____ Sahar _____ (ride) her bike to the park? | c. No, they don't. |
| 4. _____ you _____ (take) the train to school? | d. No, I don't. |
| 5. _____ Kevin _____ (take) the bus to school? | e. Yes, he does. |

3 Read and circle.

- I always get up **at** / **in** 5 o'clock.
- Fatima sometimes has a shower **on** / **after** school.
- Saud goes to bed at 10 o'clock **before** / **at** night.
- The children do their homework **in** / **on** the afternoon.

1

Revision

Name _____

Class _____

4 Read and write. Then match.

- Omar wants to be a _____ because he can swim very well and he wants to help people.
- Todd always brushes his teeth. He wants to be a _____ and fix teeth.
- Carl likes his toy plane. When he grows up, he wants to be a _____ because he wants to fly a helicopter.



5 Put in the correct order.

- never / her teeth / Afaf / brushes / at night
_____.
- don't / get up / at 7 o'clock / They / on Thursdays
_____.
- you / walk / to school / Do
_____?
- Karim / ride / to the park / Does / his bike
_____?
- always / I / in the morning / a shower / have
_____.
- doesn't / She / work / in a hospital
_____.

6 Answer about yourself.

- Do you always brush your teeth at night? _____
- Do you walk to school? _____
- What do you want to be when you grow up? _____
- Why? _____

Name	
Class	


Project

1 Read and correct.

1. I get up at five o'clock every day.
2. Do you walk to school.
3. I like dates very much?
4. After school, I sometimes play computer games?
5. before bedtime, I never have a shower.
6. I love tennis?

2 Write about your day. Answer the questions in the box. Look at activity 1 in the Student's Book, p.19.

What do you do in the morning?
What do you do after school?
What do you do before bedtime?



In the morning, _____

After school, _____

Before bedtime, _____

Name

Class

Phonics

walks - reads - teaches



1 Listen, say and circle the word that doesn't belong.

1.



walks



reads



swims

2.



teaches



walks



paints

3.



teaches



swims



washes

2 Listen and number 1-6.



a



b



c



d



e



f

Name _____

Class _____

1

3 Listen and match. 



s

4.



s

5.



es

6.



4 Find and circle. Then write the words in the correct category.



R	<u>T</u>	E	A	C	H	E	S
E	S	W	I	M	S	A	G
A	P	A	I	N	T	S	H
D	B	L	C	W	F	V	Y
S	E	K	D	Z	X	Q	S
W	A	S	H	E	S	R	O



s

s

es
teaches

Phonics revision



1 Listen and say.

ph - gh



elephant



phone



laugh



tough

s - s - es



walks



paints



reads



swims



teaches



washes

2 Listen and say. Then circle.

1.



ph

gh

2.



ph

gh

3.



ph

gh

4.



s

es

5.



s

es

6.







s

es











Name	
Class	

Now I can





1 Say the everyday activities.

- | | | | | |
|---|---|--|--|---|
| 1. 
brush my teeth <input type="checkbox"/> | 2. 
have a shower <input type="checkbox"/> | 3. 
pray <input type="checkbox"/> | 4. 
get dressed <input type="checkbox"/> | 5. 
take the bus <input type="checkbox"/> |
| 6. 
drive <input type="checkbox"/> | 7. 
take the train <input type="checkbox"/> | 8. 
take a taxi <input type="checkbox"/> | 9. 
walk <input type="checkbox"/> | 10. 
ride a bike <input type="checkbox"/> |

2 Say the jobs and the actions.

- | | | | | |
|--|--|--|---|---|
| 1. 
lifeguard <input type="checkbox"/> | 2. 
firefighter <input type="checkbox"/> | 3. 
photographer <input type="checkbox"/> | 4. 
dentist <input type="checkbox"/> | 5. 
fix teeth <input type="checkbox"/> |
| 6. 
grow fruit and vegetables <input type="checkbox"/> | 7. 
save people <input type="checkbox"/> | 8. 
put out fires <input type="checkbox"/> | 9. 
fly a helicopter <input type="checkbox"/> | 10. 
take pictures <input type="checkbox"/> |

3 Say.

- | | |
|---|---|
| 1. 
He always does his homework after school. <input type="checkbox"/> | 2. 
Does he walk to school? No, he doesn't. <input type="checkbox"/> |
| 3. 
What do you do? I take pictures. I'm a photographer. <input type="checkbox"/> | 4. 
I want to be a firefighter because I want to put out fires. <input type="checkbox"/> |

2

Right now

Name _____

Class _____

A chant

1 Look and write **am, are, is.**



1. Hassan _____
throwing the ball.



2. Ali and Tom _____
playing volleyball.



3. I _____ hitting the
ball.



4. Omar and Matt _____
playing tennis.



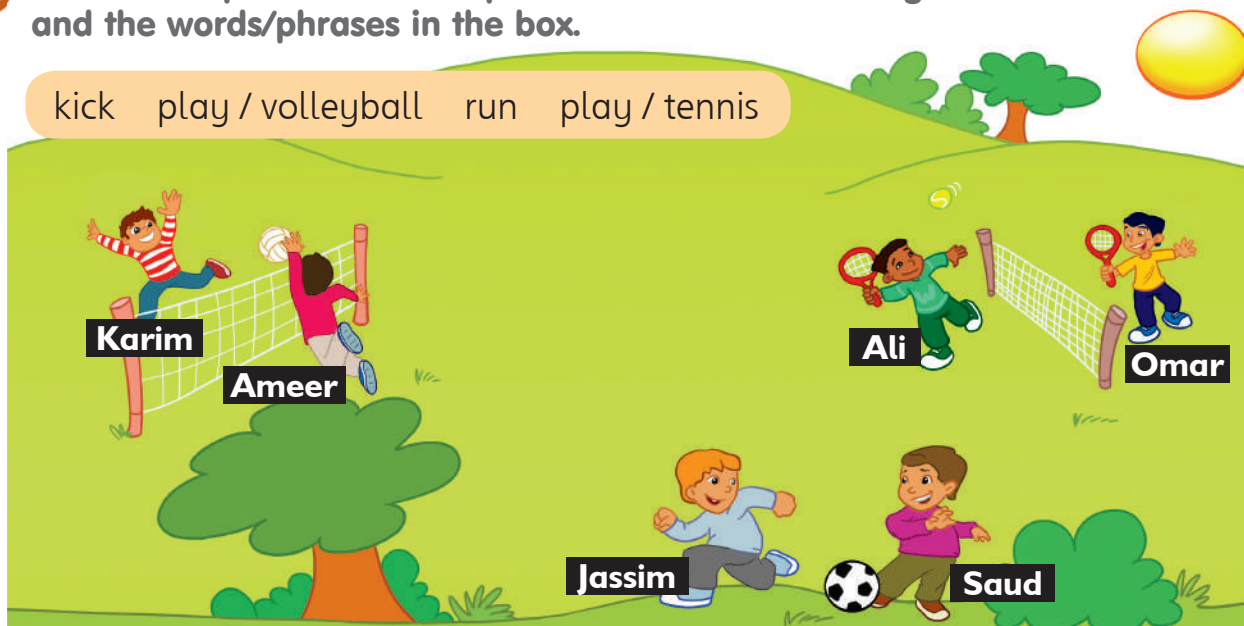
5. Ameer _____
kicking the ball.



6. Khaled and Saleh
_____ playing
basketball.

2 Look at the picture and complete. Use the Present Progressive and the words/phrases in the box.







kick play / volleyball run play / tennis



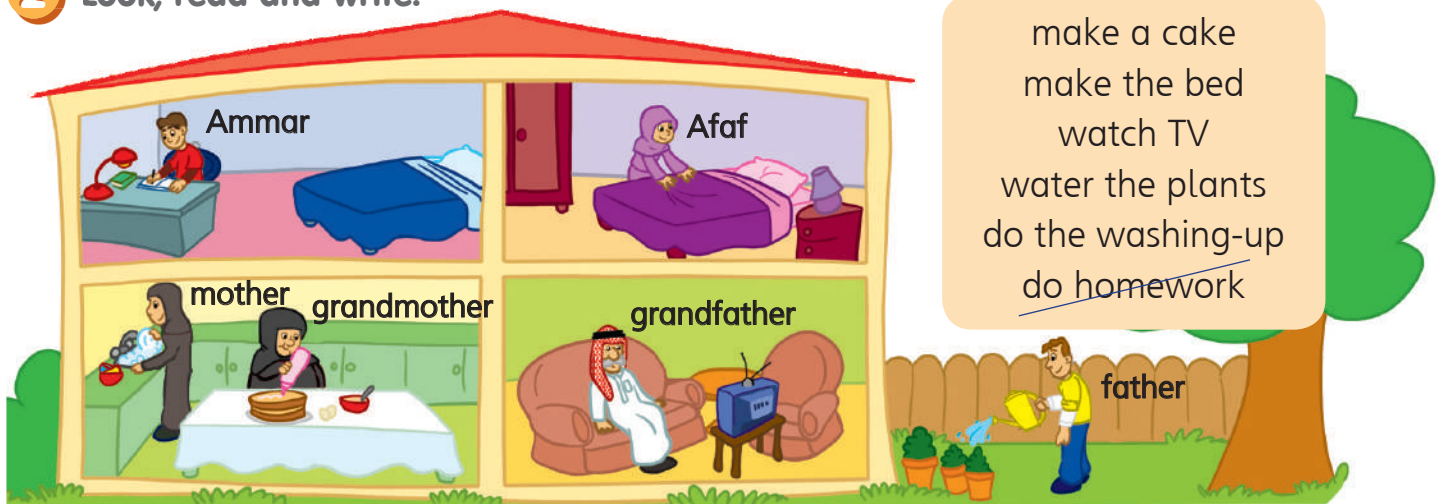
1. Karim and Ameer _____.
2. Jassim _____.
3. Saud _____ the ball.
4. Ali and Omar _____.

Name	
Class	

1 Look and circle.

1. 
 - a. She's making a cake.
 - b. She's making the bed.
2. 
 - a. She's cleaning.
 - b. She's doing the washing-up.
3. 
 - a. She's making the bed.
 - b. She's watering the plants.
4. 
 - a. He's cleaning his room.
 - b. He's doing his homework.
5. 
 - a. They're making their beds.
 - b. They're watering the plants.
6. 
 - a. They're cleaning.
 - b. They're doing their homework.

2 Look, read and write.



1. What's Ammar doing?
He's doing his homework.
2. What's Afaf doing?

3. What's the grandfather doing?

4. What's the father doing?



5. What's the mother doing?

6. What's the grandmother doing?

Name _____

Class _____

1 Look and match.



- a. playing table tennis b. skateboarding c. exercising d. doing gymnastics e. playing basketball

2 Look and write.



playing baseball / playing basketball


Majed isn't playing baseball.

He's playing basketball.



doing gymnastics / skateboarding

They _____



playing tennis / playing table tennis

Robbie _____



exercising / sleeping

Salim _____

Name	
Class	

Let's play

2

1 Listen and tick (✓). 

1. What's Omar doing?



a	
---	--



b	
---	--




c	
---	--

2. What's Tim doing?



a	
---	--



b	
---	--



c	
---	--

3. What's Bill doing?



a	
---	--



b	
---	--



c	
---	--

2 Read and match.

1. Is she making a cake?
2. Are they playing tennis?
3. Is he watering the plants?
4. Are you doing your homework?

- a. Yes, he is.
- b. Yes, I am.
- c. No, she isn't.
- d. Yes, they are.

Phonics

teacher - tree



1 Listen, say and circle the word that doesn't belong.

1.



teacher



clean



bee

2.



tree



read



bee

3.



teacher



tree



bee

4.



read



tree



clean

2 Listen and number 1-5.



a



b



d



e



c

Name _____

Class _____



3 Listen, say and write the missing letters.

ea ee




p ____ s



t ____



f ____ d



b ____ ns



sw ____ ts



b ____

4 Find and circle. Then write.



A	Q	T	E	A	C	H	E	R
A	N	L	E	O	L	Z	A	Q
M	F	T	R	E	E	G	P	N
B	R	C	D	S	A	B	B	J
V	E	H	U	T	N	E	E	L
W	A	I	Y	R	F	G	E	R
J	D	K	X	D	C	H	K	I
S	W	E	E	T	S	M	Q	V



ee _____

ea _____

2

Story time

Name


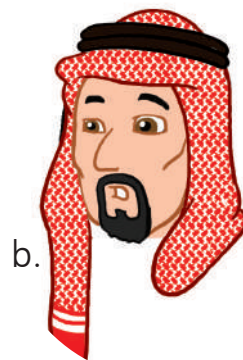

Class

- 1 Read the story again in the Student's Book on pages 30 and 31. Look and match.

1. I'm watering the plants.

2. Yuck! This isn't a ball.
It's an egg!


3. I'm looking for my ball.



- 2 Read the story again in the Student's Book on pages 30 and 31 and circle.

1. Abdullah and Hassan are playing **table tennis** / **volleyball**.
2. **Abdullah** / **Hassan** is going to get the ball.
3. It **is** / **isn't** raining.
4. Mr Ameer is **exercising** / **watering the plants**.
5. Abdullah **is** / **isn't** happy.
6. Abdullah **throws** / **hits** the ball.

- 3 Do you like the story? Choose and colour.



Name	
Class	


Revision 2


1 Add -ing to the verbs below.


1. play _____
2. hit _____
3. make _____
4. wash _____

5. run _____
6. swim _____
7. exercise _____
8. kick _____

2 Look and write. cleaning making the beds eating playing volleyball

- 
1. Is he doing gymnastics?
No, _____
He's _____

- 
2. Are they sleeping?
No, _____
They're _____

- 
3. Is she watering the plants?
No, _____
She's _____

- 
4. Are they eating?
No, _____
They're _____

3 Read and match the questions (1-5) to the answers (a-e).

1. Are Reema and Fatima doing the washing-up?
2. What are Sally and Lucy doing?
3. What are you doing?
4. Is he skateboarding?
5. Is Jessica doing gymnastics?

- a. No, they aren't.
- b. I'm watching TV.
- c. No, he isn't.
- d. They're exercising.
- e. Yes, she is.

2

Revision

Name _____

Class _____

4 Complete the dialogue with the Present Progressive of the verbs in the box.

read do play clean make

Aisha: Hi, Hasna! What (1) are you _____?

Hasna: I (2) _____ a cake. And you?

Aisha: I (3) _____ the house.

The children (4) _____ volleyball in the garden.

Hasna: Where is Jameel?

Aisha: He (5) _____ a book.

5 Talk in pairs. SA chooses a photo from the ones below.
SB asks questions until he/she finds out which picture SA has chosen.



Is he a boy?

Yes, he is.

Is he...?

Yes, ...

No, ...



6 Write sentences about what the people in your family are doing.

My father is _____

My mother is _____

My _____

Name	
Class	

1 Look and match.



2 Look at the picture in activity 1 and write.

volleyball gymnastics skateboarding exercising tennis

- Abdullah and Mike are playing _____.
- Bob is doing _____.
- Ali is _____.
- Saleh and Tom are playing _____.
- Jim is _____.

Phonics

play, rain - rice, pie



1 Listen, say and circle the word that doesn't belong.

1.



2.



3.



2 Listen and number 1-6.



a



b



c



d



e



f

Name	
Class	

3 Listen, say and write the missing letters. 

ay ai i ie



w ____ ter



k ____ te



p ____




pl ____ ground



r ____ n




b ____ ke



d ____

4 Look and match.



ay
ai
i
ie



Phonics revision

1 Listen and say. 

ea - ee



teacher



read



tree



bee

ay, ai - i, ie



play



rain



rice



pie

2 Listen and say. Then circle. 

1.



ea ee

2.



ea ee

3.



ea ee

4.



ea ee

5.



ay i

6.



ie ai

7.














i ay






Name	
Class	

Now I can




1 Say the sports and games.

1.  He is playing volleyball. ☐
2.  They are playing tennis. ☐
3.  He is hitting the ball. ☐
4.  He is throwing the ball. ☐
5.  He is kicking the ball. ☐
6.  He is skateboarding. ☐
7.  They are playing table tennis. ☐
8.  He is exercising. ☐
9.  He is playing baseball. ☐ bat
10.  He is doing karate. ☐
11.  He is doing gymnastics. ☐

2 Say the chores around the house.

1.  She is making a cake. ☐
2.  She is cleaning. ☐
3.  She is doing the washing-up. ☐
4.  They are watering the plants. ☐
5.  She is making the bed. ☐

3 Say.

1.  Is he doing gymnastics? Yes, he is. ☐
2.  What's Fred doing? He's playing baseball. ☐
3.  He isn't playing table tennis. He's playing volleyball. ☐

3

My new house

A chant

Name _____

Class _____

1 Look and match.

1.



in front of

next to

behind

between

2.



3.



4.



2 Look and write.



1. Where's the hat?

It's on the chair.

4. Where's the chair?

2. Where are the trainers?

5. Where are the books?

3. Where are the glasses?

6. Where's the ball?


Name	
Class	

1 Look and write.


yours his mine



Those socks are _____, Ahmed.



2 Look and write.



1. Whose abaya is this?

It's Muna's.



2. Whose trainers are these?

They're



3. Whose thobe is this?



4. Whose glasses are these?




5. Whose bag is this?



6. Whose bag is this?


1 Read, draw and colour.



The walls of the house are yellow. There is a brown mat in front of the door. In the garden there is a table and four chairs.


2 Look, find the differences and write.

Picture A



1. The walls are yellow.
2. There is one sofa.
3. _____
4. _____
5. _____

Picture B




1. The walls are orange.
2. _____
3. _____
4. _____
5. _____

Name	
Class	

Let's play

3

1 Listen and draw a line. 



2 Look at activity 1 and answer.

- Where's the radio?
- Where's the mirror?
- Where are the balls?
- Where's the painting?
- Where are the slippers?

It's in the wardrobe.

3 Read and complete. Use a, an or the.

- There is _____ mirror next to the desk.
- There isn't _____ armchair in front of the TV.
- There are two bookcases in the bedroom. _____ pink bookcase is next to the bed. _____ white bookcase is next to the wardrobe.
- There is _____ apple and _____ pepper in the fridge.

Phonics

boat - yellow



1 Listen, say and circle the word that doesn't belong.

1.  boat

 yellow

 window

2.  window

 boat

 goat

3.  goat

 yellow

 boat

4.  yellow


 goat

 window

2 Look and match. Then write.

1. 

2. 

3. 

4. 

oa

ow

Name	
Class	

3 Listen, say and write the missing letters.  oa ow



c ____ t



wind ____



yell ____



g ____ t


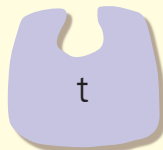
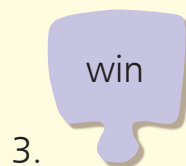
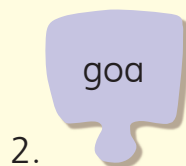
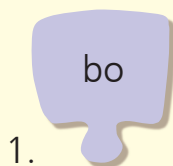


sn ____



b ____ t

4 Look and match.



3

Story time

Name _____

Class _____

1 Read the story again in the Student's Book on pages 44 and 45 and write.

Picture 1 Emily, Kelly and Afaf are in the _____



They are eating _____





and



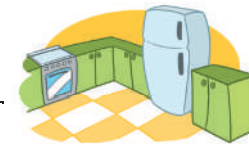
Picture 2 Kelly's _____ is under the armchair.



Picture 3 Afaf looks behind the _____



Picture 4 The children are in the _____



They are making _____




2 Read the story in the Student's Book on pages 44 and 45 and answer the questions.

1. Is there a rabbit in the living room? _____

2. Is Kelly's mother happy? _____

3 Do you like the story? Choose and colour.



Name _____

Class _____

Revision 3

1 Where is the hat? Look at the pictures and complete the sentences with **in, on, under, next to, between, in front of, behind**.



1. It's _____ the bookcase.



2. It's _____ the table.



3. It's _____ the wardrobe.



4. It's _____ the bookcase.



5. It's _____ the wardrobe.



6. It's _____ the lamp.



7. It's _____ the wardrobe and the bookcase.

2 Read and complete with the correct form of the verb **there is / there are**.

1. **A:** What a mess! (1) _____ a cushion on the floor.

(2) _____ chairs on the bed.

B: And look! (3) _____ a mat on the table.

(4) _____ slippers and books everywhere!

2. **A:** (5) _____ a restaurant near here?

B: Yes, (6) _____ two restaurants in Lune Street.

3. **A:** (7) _____ a library in the city?

B: No, (8) _____.

4. (9) _____ ten students in the classroom ... no, wait

(10) _____ ten, (11) _____ eleven!

3 Look and write.

Jameel's house



Hasna's house



1.



Whose fridge is this?

It's _____

2.



3.



4.



4 Read and circle.

1. **A:** Are these slippers **your** / **yours**?

B: No, they aren't **my** / **mine**. **My** / **Mine** slippers are blue.

2. **My** / **Mine** best friend is Sahar. We've got new bikes. **Her** / **Hers** bike is red and **my** / **mine** bike is pink.

3. This isn't **your** / **yours** coat. That black coat is **your** / **yours**.

4. **Her** / **Hers** brother is six years old. The yellow ball is **he** / **his**.

Phonics

house - cow



1 Listen, say and circle the word that doesn't belong.

1.



house



shout



cow

2.



cow



shout



sit down

3.



house



shout



sit down

2 Listen and number 1-6.



a



b



c



d



e



f

Name _____

Class _____

3

3 Listen, say and write the missing letters.

ou ow



h ____ se



c ____



br ____ n



m ____ th



sh ____ t



sit d ____ n

4 Find and circle. Then write the words in the correct category.



A	Q	M	O	U	T	H	R
S	P	B	L	A	J	O	I
I	D	R	H	U	V	U	X
T	C	O	B	C	B	S	W
D	G	W	T	S	A	E	Z
O	F	N	K	R	E	P	Y
W	E	O	S	H	O	U	T
N	M	N	F	N	G	M	O
Z	P	Q	K	C	O	W	V



ow

ou

Phonics revision



1 Listen and say.

oa - ow



boat



goat



yellow




window

ou - ow



house



shout



cow



sit down

2 Listen and say. Then circle.



oa ow



ou ow



oa ow



ou ow




ou ow



oa ow



oa ow



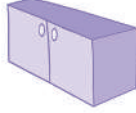










ou ow









Name	
Class	

Now I can



1 Say the items.

- | | | | | |
|--|--|--|--|---|
| 1.  bookcase <input type="checkbox"/> | 2.  fridge <input type="checkbox"/> | 3.  cupboard <input type="checkbox"/> | 4.  armchair <input type="checkbox"/> | 5.  slippers <input type="checkbox"/> |
| 6.  mat <input type="checkbox"/> | 7.  clock <input type="checkbox"/> | 8.  mirror <input type="checkbox"/> | 9.  radio <input type="checkbox"/> | 10.  painting <input type="checkbox"/> |
| | | | | 11.  paper <input type="checkbox"/> |






2 Say the parts of a house.

- | | | | |
|--|--|---|--|
| 1.  door <input type="checkbox"/> | 2.  floor <input type="checkbox"/> | 3.  wall <input type="checkbox"/> | upstairs <input type="checkbox"/>  |
| | | | 4.  downstairs <input type="checkbox"/> |
| 5.  hall <input type="checkbox"/> | 6.  garden <input type="checkbox"/> | 7.  dining room <input type="checkbox"/> | |

3 Say.

- | | |
|---|--|
| 1.  behind | 2.  in front of |
|---|--|

4 Say.

- | | | |
|---|--|---|
| 1.  Where's the boy?
He's behind the tree. <input type="checkbox"/> | 2.  Where are the boys?
They're in front of the trees. <input type="checkbox"/> | 3.  Whose trainers are these?
They're Karim's.
They're his. <input type="checkbox"/> |
| 4.  There are a lot of cushions. <input type="checkbox"/> | 5.  Is there a mat on the floor?
Yes, there is. <input type="checkbox"/> | |

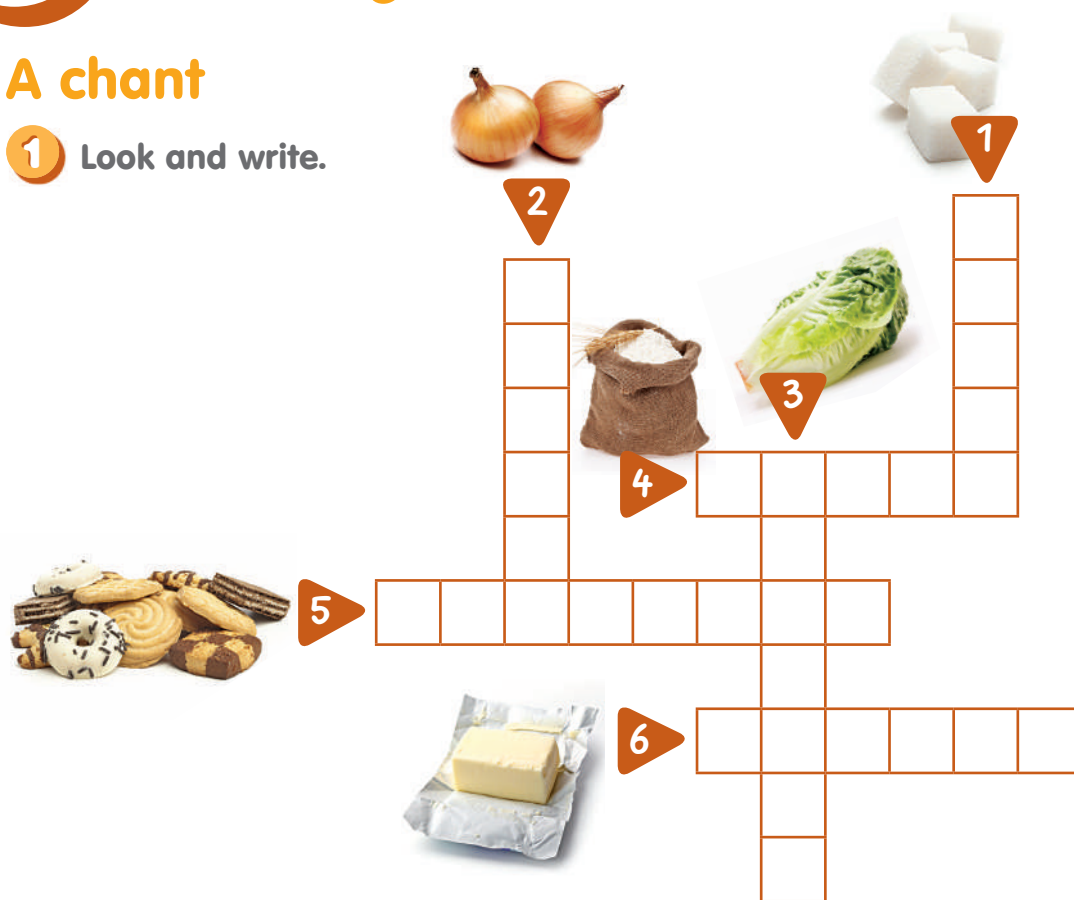
4 Food, please!

Name

Class

A chant

1 Look and write.



2 Look and write. What's in the fridge? Use **There's some** / **There are some**.

~~bananas~~

~~chocolate~~
orange juice

milk
butter

cheese
apples

tomatoes
eggs

water



1. There are some bananas.

2. There's some chocolate.

3. There

4. _____

5. _____

6. _____

7. _____






8. _____

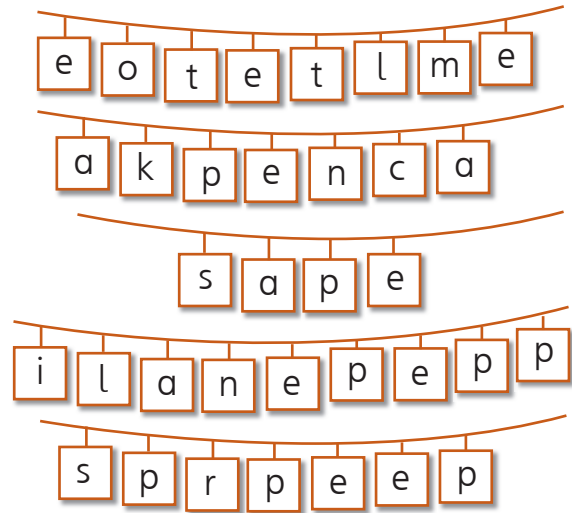
9. _____

10. _____

Name	
Class	

1 Look and write.

1.  _____
2.  _____
3.  _____
4.  _____
5.  _____



2 Look and write. Answer the questions.

Reema's omelette



1. Is there any cheese in Reema's omelette?

Yes, there is.

2. Are there any onions in Reema's omelette?

No, there aren't.

3. Are there any peppers in Reema's omelette?

4. Are there any onions in Fatima's omelette?

5. Are there any peppers in Fatima's omelette?

6. Is there any pineapple in Fatima's omelette?

7. Are there any peas in Fatima's omelette?

Fatima's omelette



4

Our world

Name _____

Class _____

1 Look and write.



1. a _____ of _____



2. a _____ of _____



3. a _____ of _____

2 Read and write How much or How many. Then answer.



1. _____ milk do you drink every day?



2. _____ water do you drink every day?



3. _____ hours do you sleep every day?



4. _____ hours do you exercise every week?



5. _____ meals do you eat every day?



6. _____ sweets do you eat every week?















Name	
Class	

Let's play

4

1 What do they order? Listen and tick (✓). 



	 Father	 Jameel
1. Food	 a <input type="checkbox"/>  b <input type="checkbox"/>	 a <input type="checkbox"/>  b <input type="checkbox"/>
2. Drink	 a <input type="checkbox"/>  b <input type="checkbox"/>	 a <input type="checkbox"/>  b <input type="checkbox"/>
3. Dessert	 a <input type="checkbox"/>  b <input type="checkbox"/>	 a <input type="checkbox"/>  b <input type="checkbox"/>

2 Follow the lines and write.



1. Fatima



2. Karim




3. Saud



4. Hasna



Fatima would like



Phonics

pillow - town



1 Listen, say and circle the word that doesn't belong.

1.



town



cow



throw

2.



throw



pillow



cow

3.



town



pillow



cow

2 Listen and number 1-5.



a



b



c



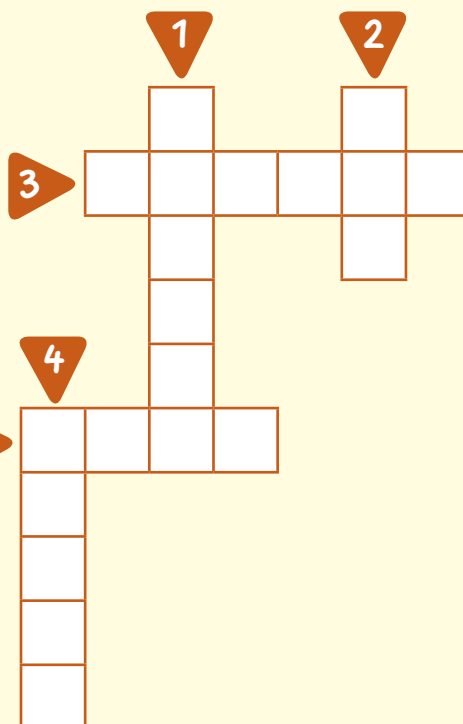
d



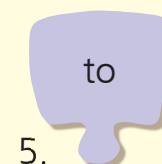
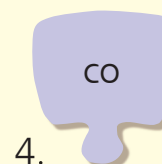
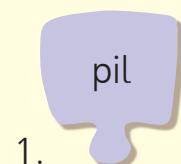
e

Name	
Class	

3 Look and write.



4 Look and match.



- 1 Read the story again in the Student's Book on pages 58 and 59 and answer the questions.



1. What is Reema making?



2. Has Sahar got any onions?



3. Who wins the competition?



4. Is Sahar happy?




5. Has Sahar got milk and eggs?




6. Does Mrs Al Saleh like Sahar's date cake?

- 2 Do you like the story? Choose and colour.



Name	
Class	

1 Look and write sentences. Use There's some / There are some.



1. _____
2. _____
3. _____
4. _____
5. _____

2 Look and write. Then answer about yourself.

1. Would you like some  _____?
2. Would you like some  _____?
3. Do you like  _____?
4. Do you eat  _____ for breakfast?
5. Are there any  _____ in your bag?

3 Read and match.

- | | |
|--|------------------------|
| 1. Is there any cheese in your sandwich? | a. Yes, there is. |
| 2. Are there any peppers in the fridge? | b. No, thanks. |
| 3. Do you have pancakes for breakfast? | c. Some water, please. |
| 4. What would you like to drink? | d. No, there aren't. |
| 5. Would you like some dessert? | e. Yes, I do. |

Class

12/1/2015 2:23:03  

Name	
Class	

1 Join the sentences. Use too.

1. I'd like some milk. I'd like some pancakes. I'd like an omelette.


I'd like some milk, some pancakes and an omelette, too.

2. Karim likes pineapple. He likes dates. He likes watermelon.

3. There are some peppers. There are some onions. There are some tomatoes.

**2 What's your favourite pizza / salad?
Draw and write. Use the prompts given.
Look at activity 1 in the Student's Book, p.61.**

...there is... There aren't...
There are... It's...
There isn't...



On my favourite pizza / In my favourite salad, there

Phonics

where - hair - pear



1 Listen, say and circle the word that doesn't belong.

1.



chair



hair



there

2.



hair



pear



bear

3.



where



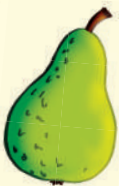
bear



there

2 Listen, say and match.

1.



2.



3.



ere

air

ear

4.



5.



6.



Name	
Class	

3 Listen, say and write the missing letters. 

ere air ear



wh _____



h _____



p _____



b _____



th _____



ch _____

4 Find and circle. Then write the words in the correct category.



W	C	H	A	I	R	A	B	P
H	B	A	Q	M	F	V	I	E
E	H	I	L	T	R	B	U	A
R	E	R	G	S	J	N	O	R
E	D	T	H	E	R	E	D	Q
C	P	K	Y	A	Z	W	J	Z
B	E	A	R	X	E	C	F	W



ere

air

ear

chair

Phonics revision



1 Listen and say.

OW - OW



pillow



throw



town



cow

ere - air - ear

Where is
the zoo?

where

It's over there.



there



hair



chair



pear



bear

2 Listen and say. Then circle.

1.



ow

ere

2.



air

ow

3.



ear

ow


4.



ow

ere

5.



ear

ow

6.
















ow

air

Name	
Class	

Now I can


1 Say.



2 Say.



There are some
peas and onions
in my omelette.
There's some
pineapple, too. ☐



- Is there any
cheese in your
omelette?
- Yes, there is. ☐



- How much milk is
there?
- A glass of milk.
- How many
peppers are there?
- Four. ☐



- Would you like
some date cake?
- Yes, please.
- What would you
like to drink?
- I'd like some
water, please. ☐

Cut-outs

Cut-outs

2

Let's play




Ali



Dan



Ameer




Peter



Sarah



Fatima



Hasna



May


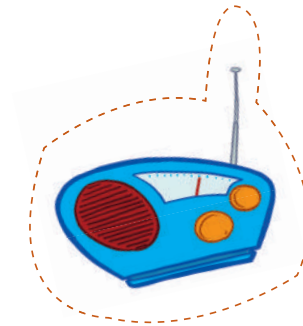

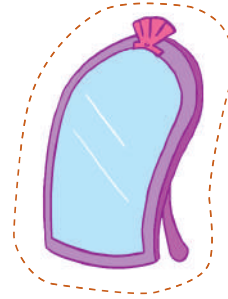






Cut-outs

3

Let's play





Cut-outs

4

Let's play



Drinks




Desserts



Main dishes









Board game

Use a rubber  to play the game.

Have you
got straight
hair?




Can you say the
numbers?

10 20 30 40 50
60 70 80 90 100

Can he do
karate?



What
is she doing?



How much
water is
there?



He grows
fruit and
vegetables.

Is she doing
gymnastics?




How many
peppers
are there?




What are
they doing?







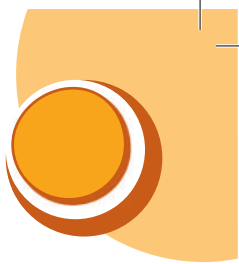
Copyright © mm publications



Lined area for notes, consisting of 20 horizontal lines.



Copyright © mm publications



Lined area for notes, consisting of 20 horizontal lines.



Copyright © mm publications